

Market Report for the Week of January 08, 2018

Daily Averages

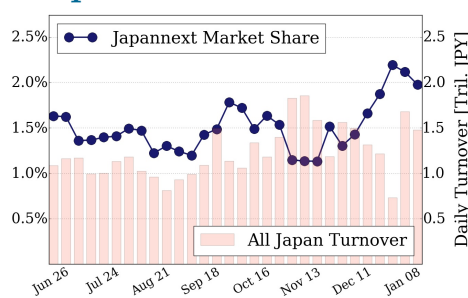
Universe	Value (JPY)	Volume	Share	PI (bps)	Symbols
All Market	123,449,485,854	91,180,813	3.32 %	3.91	2688
Large Cap	29,241,274,032	11,973,725	1.98 %	1.26	100
Mid Cap	58,717,124,210	31,281,475	5.35 %	3.72	400
Small Cap	21,552,037,287	34,446,375	3.45 %	6.72	1523
Mothers & Jasdaq	9,080,260,510	12,690,900	3.22 %	7.07	566
ETFs & REITs	4,858,789,814	788,338	2.08 %	1.65	98

All Market
3.3 %

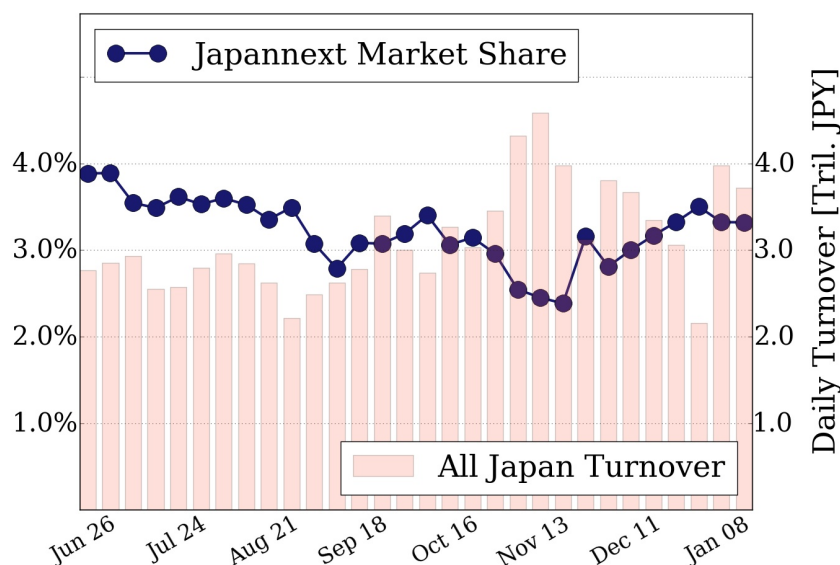
Topix 100
2.0 %

Nikkei 225
3.0 %

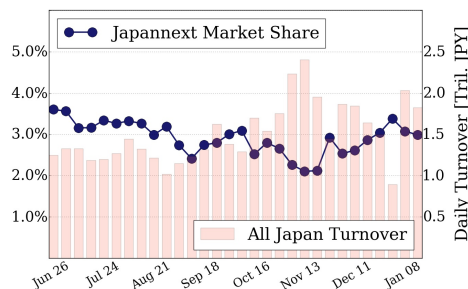
Topix 100



All Market



Nikkei 225



Top Stocks by Turnover

Stock	Value (JPY)	Share	PI (bps)
1570 NIKKEILV	8,504,242,327	1.66%	0.99
7974 NINTEND	6,788,322,000	1.77%	1.36
6506 YASKAWA	6,333,948,500	7.06%	6.12
6502 TOSHIBA	6,096,985,700	13.80%	9.79
6753 SHARP	4,314,254,450	7.23%	3.00

Top Stocks by Market Share

Stock	Value (JPY)	Share	PI (bps)
9684 SQENIXHD	2,052,338,200	15.47%	5.32
4293 SEPTENHD	156,234,640	14.51%	9.24
9831 YAMDADK	1,539,409,970	14.44%	4.98
6740 JDI	882,832,150	14.40%	16.34
4689 YAHOO J	4,136,905,550	14.26%	6.32

Top Stocks by Price Improvement

Stock	Value (JPY)	Share	PI (bps)
8918 LAND	246,882,000	12.40%	261.97
3528 PROSPECT	602,493,400	12.66%	53.65
2315 CAICA	413,068,260	14.20%	47.47
3315 NIP-COKE	175,834,040	9.22%	20.75
9424 JPN-COMM	303,341,490	7.17%	18.90

Top Stocks by Savings

Stock	Value (JPY)	Share	Savings
6502 TOSHIBA	6,096,985,700	13.80%	5,160,400
8918 LAND	246,882,000	12.40%	4,410,390
6506 YASKAWA	6,333,948,500	7.06%	3,056,900
4689 YAHOO J	4,136,905,550	14.26%	2,074,600
3528 PROSPECT	602,493,400	12.66%	1,707,500

- ▶ Analysis is based on SBI Japannext and Thomson Reuters data. Large Cap = TPX100, Mid Cap = TPX500 excl. TPX100, Small Cap = Section1 + Section2 excl. TPX500.
- ▶ All Japan Turnover = Japannext (J+X+U+N) + TSE (excl. Tostnet) + Chi-X (excl. Chi-Match, Chi-Select). Market Share = Japannext turnover / All Japan Turnover.
- ▶ Price Improvement (PI) and Savings (PI*volume) are calculated by comparing the execution price against the primary market's best bid for each sell or best offer for each buy at the point of execution from the taker's perspective. Reported PI is a value-weighted average. Names with weekly traded value less than 100,000,000 JPY are excluded from the rankings tables.