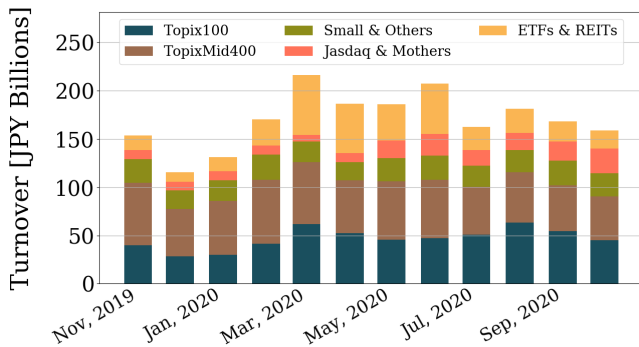


Market Report for October, 2020

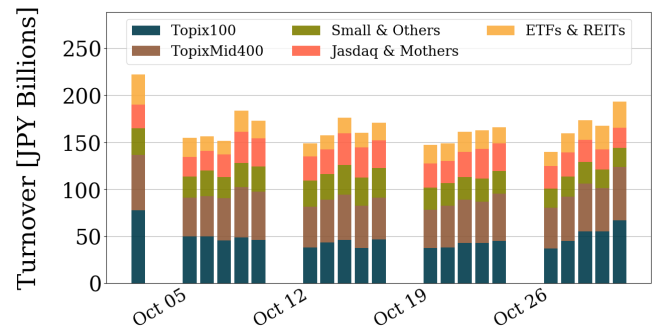
Trading Summary

Total Monthly Turnover(JPY)	3,543,667,473,426	Total Monthly Volume	5,936,996,850
Average Daily Turnover(JPY)	161,075,794,247	Average Daily Volume	269,863,493
Average PI (bps)	3.3	Average Traded Symbols	3045

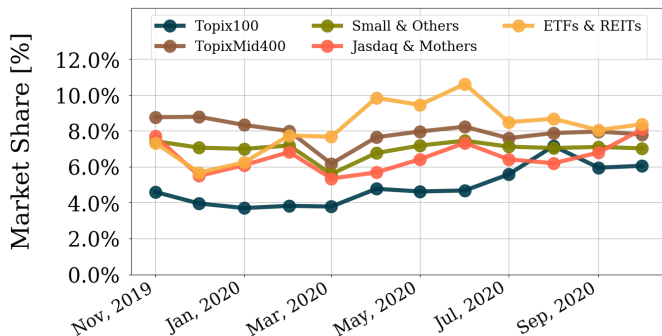
Average Daily Turnover



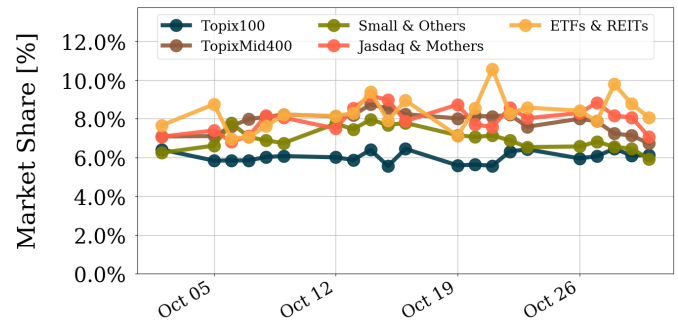
Daily Turnover



Average Market Share



Daily Market Share



Top Stocks by Turnover

Stock	Turnover(JPY)	Share	PI (bps)
1570 NFNKLV	197,450,425,299	9.00%	1.75
9984 SOFTBNKG	161,094,898,480	7.50%	0.30
7974 NINTEND	91,932,786,100	9.89%	0.47
1357 NFNKDOUB	84,285,120,149	14.37%	5.92
9437 DOCOMO	66,519,067,950	8.64%	1.27

Top Stocks by Market Share

Stock	Turnover(JPY)	Share	PI (bps)
7612 NUTS	4,501,191,050	99.99%	0.00
8918 LAND	527,773,820	79.92%	466.86
9318 ASIADVEVE	206,803,020	60.75%	623.21
2315 CAICA	1,154,346,660	39.67%	214.27
7647 ONTSU	483,272,220	35.34%	123.50

Top Stocks by Price Improvement

Stock	Turnover(JPY)	Share	PI (bps)
9318 ASIADVEVE	206,803,020	60.75%	623.21
8918 LAND	527,773,820	79.92%	466.86
2315 CAICA	1,154,346,660	39.67%	214.27
6628 ONKYOHE	496,964,110	24.27%	177.66
4012 AXIS	2,428,994,000	3.72%	153.56

Top Stocks by Savings

Stock	Turnover(JPY)	Share	Savings
1357 NFNKDOUB	84,285,120,149	14.37%	35,943,231
1699 NFOIL	7,201,841,174	31.19%	25,286,428
1570 NFNKLV	197,450,425,299	9.00%	24,416,426
1491 CHUGAIM	3,613,689,180	19.58%	19,932,300
2315 CAICA	1,154,346,660	39.67%	18,049,520

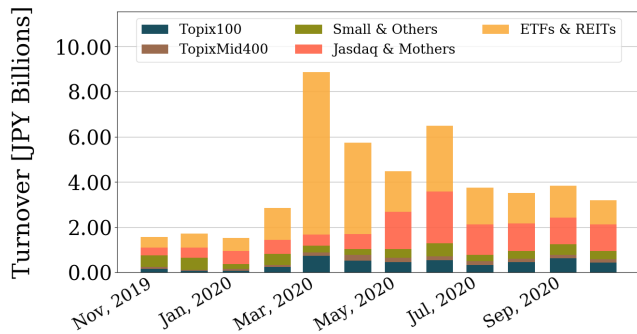
- ▶ Analysis is based on Japannext and Thomson Reuters data. Small & Others = First Section - TPX500.
- ▶ All Japan Turnover = Japannext (J+X+U+N) + TSE (excl. Tostnet) + Chi-X (excl. Chi-Match, Chi-Select).
Market Share = Japannext turnover / All Japan Turnover.
- ▶ Opening and Closing auction trades on the TSE are excluded from calculations.
- ▶ Price Improvement (PI) and Savings (PI*volume) are calculated by comparing the execution price against the primary market's best bid for each sell or best offer for each buy at the point of execution from the taker's perspective. Reported PI is a value-weighted average. Names with monthly traded value less than 100,000,000 JPY are excluded from the rankings tables.

Night-Time Market Report for October, 2020

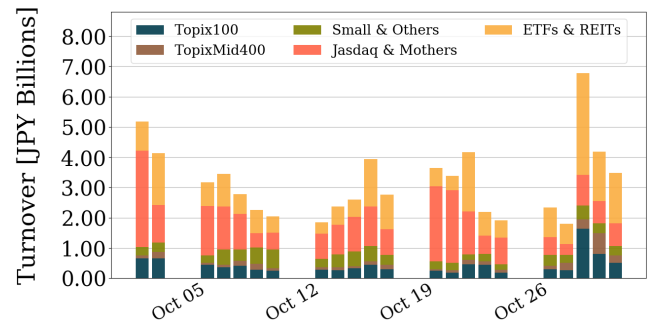
Trading Summary

Total Monthly Turnover(JPY)	73,908,517,208	Total Monthly Volume	1,992,196,454
Average Daily Turnover(JPY)	3,359,478,055	Average Daily Volume	90,554,384
Average Quoted Symbols	2959	Average Traded Symbols	587

Average Nightly Turnover



Nightly Turnover



Top Stocks by Turnover

Stock	Turnover(JPY)	Share
1570 NFNKLV	9,978,949,798	0.43%
1357 NFNKDOUB	7,237,863,944	1.17%
2160 GNI	3,630,141,940	1.52%
7612 NUTS	2,437,790,810	54.13%
9437 DOCOMO	2,123,471,150	0.22%
7692 EINFINIT	2,029,249,100	4.94%
1552 VIXSHORT	1,618,560,050	2.83%
6758 SONY	1,440,977,400	0.14%
4012 AXIS	1,212,078,050	1.71%
2987 TASUKI	898,669,900	3.12%
9984 SOFTBNKG	853,268,800	0.04%
1458 RK 225LV	837,844,490	0.97%
1459 RK 225DI	829,069,164	0.79%
1671 WTI ETF	780,249,276	1.58%
8184 SIMACHU	780,167,050	0.52%

Top Stocks by Market Share

Stock	Turnover(JPY)	Share
7612 NUTS	2,437,790,810	54.13%
5900 DAIKEN	28,183,360	11.57%
7057 NCN	24,160,920	8.86%
9978 BUNKYODO	179,688,550	7.65%
9778 SUBARU	853,000	6.82%
7928 ASA-GAK	52,186,730	6.73%
7450 SUNDAY	13,515,570	6.38%
3326 RUNSYSTEM	79,630,250	6.31%
9312 KEIHIN	3,416,600	6.06%
7042 ACCESGHD	31,098,160	5.59%
2778 PALEMOHD	4,665,000	5.36%
9318 ASIADVEVE	54,628,500	5.36%
3987 ECOMOTT	111,595,700	5.16%
3490 AZPLANNI	20,599,410	5.13%
6173 AQUALINE	30,852,840	5.04%

► Analysis is based on Japannext and Thomson Reuters data. Small & Others = First Section - TPX500. Only Night-Time market is included.

Top 10 Stocks by Turnover

Topix 100

Stock	Turnover(JPY)	Share	PI (bps)
9984 SOFTBNKG	161,094,898,480	7.50%	0.30
7974 NINTEND	91,932,786,100	9.89%	0.47
9437 DOCOMO	66,519,067,950	8.64%	1.27
9983 FASTRET	52,563,758,660	9.20%	0.40
6758 SONY	41,589,949,760	5.05%	0.37
2413 M3	39,901,881,650	11.21%	3.79
8035 TKOELCN	31,275,601,960	7.82%	0.23
4689 ZHD	29,430,131,240	8.89%	3.79
6861 KEYENCE	23,565,701,960	7.27%	0.38
6594 NIDEC	21,654,388,580	9.50%	0.62

Nikkei 225

Stock	Turnover(JPY)	Share	PI (bps)
9984 SOFTBNKG	161,094,898,480	7.50%	0.30
9437 DOCOMO	66,519,067,950	8.64%	1.27
9983 FASTRET	52,563,758,660	9.20%	0.40
6758 SONY	41,589,949,760	5.05%	0.37
2413 M3	39,901,881,650	11.21%	3.79
8035 TKOELCN	31,275,601,960	7.82%	0.23
4689 ZHD	29,430,131,240	8.89%	3.79
6857 ADVNTST	24,647,632,250	10.96%	5.30
4755 RAKUTEN	22,538,093,590	11.43%	2.41
9434 SOFTBANK	20,912,781,010	5.34%	1.10

Topix Mid400

Stock	Turnover(JPY)	Share	PI (bps)
6920 LASRTEC	39,682,622,260	11.20%	2.77
6857 ADVNTST	24,647,632,250	10.96%	5.30
4755 RAKUTEN	22,538,093,590	11.43%	2.41
6723 RENESAS	18,752,814,710	11.15%	3.39
3038 KOBE BSN	17,547,034,470	12.17%	4.46
6701 NEC	17,512,516,040	9.08%	4.19
8184 SIMACHU	17,054,037,240	13.51%	5.51
6976 TAIYOYU	16,093,140,630	11.09%	3.55
3064 MONOTARO	14,282,709,280	13.16%	4.70
7453 RYOHINK	12,602,814,920	7.12%	1.21

Small & Others

Stock	Turnover(JPY)	Share	PI (bps)
3962 CHANGE	39,808,934,200	12.13%	2.85
3788 GMOGSHD	19,635,351,500	9.98%	2.20
3681 V-CUBE	13,238,862,590	5.87%	1.21
3902 MDV	11,500,746,020	8.57%	1.74
6095 MEDPEER	9,058,939,100	9.52%	4.50
3915 TERRASKY	8,857,977,700	10.72%	3.76
3697 SHIFT	8,526,261,400	6.51%	1.72
6532 BAYCURNT	7,844,086,340	8.26%	2.00
4776 CYBOZU	7,586,257,620	11.35%	3.61
3683 CYBRLNKS	6,579,648,820	9.08%	3.07

Mothers

Stock	Turnover(JPY)	Share	PI (bps)
4477 BASE	34,486,508,900	7.34%	2.22
4385 MERCARI	21,835,765,650	9.15%	3.92
4475 HENNGE	19,225,027,500	9.94%	3.45
2160 GNI	18,837,197,580	8.23%	2.21
3998 SURALANT	18,201,188,300	13.28%	3.69
4479 MAKUAKE	17,770,916,300	9.65%	2.81
4480 MEDLEY	16,890,333,850	13.41%	4.12
6027 BENG04CM	15,176,895,700	9.29%	2.10
4485 JTOWER	13,297,022,300	10.09%	3.56
7779 CYBRDYNE	12,249,977,810	9.10%	3.31

JASDAQ

Stock	Turnover(JPY)	Share	PI (bps)
3776 BB-TOWER	14,177,751,780	13.37%	5.52
2484 DEMAECAN	10,176,645,350	7.43%	4.27
7564 WORKMAN	5,631,723,600	8.95%	2.52
7610 TAY TWO	4,367,351,000	17.63%	22.71
2702 MCDNALD	3,697,287,000	14.56%	5.19
3562 NO.1	3,516,396,430	11.83%	4.21
3540 CIMEDICL	3,508,615,400	12.50%	3.51
7692 EINFINIT	3,210,822,450	8.79%	17.15
6666 RIVER EL	2,603,288,030	5.45%	2.92
2782 SERIA	2,489,615,600	8.31%	3.41

Second Section

Stock	Turnover(JPY)	Share	PI (bps)
2929 PHARMA F	8,053,504,970	7.13%	1.57
6502 TOSHIBA	5,700,991,800	5.31%	1.20
1491 CHUGAIM	3,613,689,180	19.58%	72.08
1757 CREA HD	2,455,299,460	16.64%	40.03
3633 GMOPEPA	2,336,822,250	12.88%	5.27
6897 TWNBIRD	2,203,709,870	7.00%	4.57
3663 ARTSPARK	2,022,977,980	10.03%	1.71
4481 BASE	1,260,131,900	8.50%	7.02
3856 ABALANCE	1,082,098,820	7.89%	2.70
3150 GREMZ	1,075,887,730	8.91%	1.93

ETFs & REITs

Stock	Turnover(JPY)	Share	PI (bps)
1570 NFNKLV	197,450,425,299	9.00%	1.75
1357 NFNKDOUB	84,285,120,149	14.37%	5.92
1360 NKBEAR-2	12,576,271,489	10.87%	1.67
8951 NBF	12,489,537,700	8.39%	4.54
1459 RK 225DI	11,617,767,443	11.24%	1.28
1579 225 BULL	10,868,520,240	5.09%	1.23
1458 RK 225LV	9,594,506,927	11.52%	3.33
1699 NFOIL	7,201,841,174	31.19%	45.94
1671 WTI ETF	5,421,956,305	12.05%	3.75
1552 VIXSHORT	5,236,753,598	10.32%	2.30

Top 10 Stocks by Market Share

Topix 100

Stock	Share	Turnover(JPY)	PI (bps)
2413 M3	11.21%	39,901,881,650	3.79
7974 NINTEND	9.89%	91,932,786,100	0.47
6594 NIDEC	9.50%	21,654,388,580	0.62
9022 JR CENT	9.42%	12,061,556,170	0.41
9983 FASTRET	9.20%	52,563,758,660	0.40
4689 ZHD	8.89%	29,430,131,240	3.79
9437 DOCOMO	8.64%	66,519,067,950	1.27
9020 JR EAST	8.61%	16,385,748,170	0.51
8035 TKOELCN	7.82%	31,275,601,960	0.23
9021 JR WEST	7.67%	7,553,862,970	0.60

Nikkei 225

Stock	Share	Turnover(JPY)	PI (bps)
7762 CITIZEN	17.85%	3,010,639,170	12.51
2768 SOJITZ	17.53%	3,398,857,570	14.98
7211 MMC	17.24%	6,619,719,350	16.57
4902 KONICAM	16.96%	8,391,984,060	12.76
9501 TEPCOHD	15.57%	9,346,025,820	11.22
1332 NISSUI	15.10%	2,621,531,400	7.24
5803 FUJIKRA	15.09%	2,166,206,020	11.06
6472 NTN	14.84%	2,751,761,070	17.31
4005 SMICHEM	12.92%	6,691,998,970	9.20
3861 OJI HD	12.68%	1,789,719,380	6.59

Topix Mid400

Stock	Share	Turnover(JPY)	PI (bps)
8410 SEVEN BK	21.19%	3,509,202,480	14.33
2768 SOJITZ	17.53%	3,398,857,570	14.98
3938 LINE	17.27%	2,902,542,000	6.28
7211 MMC	17.24%	6,619,719,350	16.57
4902 KONICAM	16.96%	8,391,984,060	12.76
7167 MEBUKIFG	16.69%	3,538,755,420	16.32
9831 YAMADAHD	15.79%	5,220,581,890	6.21
9501 TEPCOHD	15.57%	9,346,025,820	11.22
1332 NISSUI	15.10%	2,621,531,400	7.24
6472 NTN	14.84%	2,751,761,070	17.31

Small & Others

Stock	Share	Turnover(JPY)	PI (bps)
8918 LAND	79.92%	527,773,820	466.86
3194 KIRINDOH	22.90%	1,133,197,350	4.86
2353 NP-PARK	20.52%	194,716,040	24.32
6740 JDI	19.99%	911,515,590	65.29
7762 CITIZEN	17.85%	3,010,639,170	12.51
6632 JVCKW	16.98%	671,827,830	19.50
8713 FIDEA HD	16.25%	157,137,990	23.59
7238 AKEBONO	15.86%	284,448,240	17.87
3315 NIP-COKE	15.84%	425,390,260	39.05
5803 FUJIKRA	15.09%	2,166,206,020	11.06

Mothers

Stock	Share	Turnover(JPY)	PI (bps)
2370 MEDINET	21.76%	1,010,732,050	36.84
4591 RIBOMIC	16.63%	1,027,887,170	8.07
4597 SOLASIA	16.25%	846,062,170	16.00
4564 OTS	16.07%	6,922,940,130	14.75
3782 DDS	15.11%	1,156,102,910	8.30
2150 CARENET	14.78%	4,293,594,060	4.12
6195 HOPE	13.80%	6,746,852,000	4.32
4480 MEDLEY	13.41%	16,890,333,850	4.12
3998 SURALANT	13.28%	18,201,188,300	3.69
3911 AIMING	13.01%	2,818,404,020	3.51

JASDAQ

Stock	Share	Turnover(JPY)	PI (bps)
2315 CAICA	39.67%	1,154,346,660	214.27
6628 ONKYOHE	24.27%	496,964,110	177.66
9973 KOZOSUSI	21.07%	779,514,340	53.79
9978 BUNKYODO	18.00%	378,737,350	18.24
7610 TAY TWO	17.63%	4,367,351,000	22.71
4557 MBL	17.07%	1,177,348,150	3.97
3323 RECOMM	14.74%	1,392,826,630	15.21
2702 MCDNALD	14.56%	3,697,287,000	5.19
4347 BR-MEDIA	14.56%	473,558,820	24.49
4978 REPROCEL	14.19%	1,043,390,080	7.17

Second Section

Stock	Share	Turnover(JPY)	PI (bps)
9318 ASIADVEVE	60.75%	206,803,020	623.21
7647 ONTSU	35.34%	483,272,220	123.50
8894 REVOLUTI	34.44%	579,415,560	108.80
3528 PROSPECT	27.39%	249,140,070	115.51
8925 ARDEPRO	24.03%	273,506,260	67.36
1491 CHUGAIM	19.58%	3,613,689,180	72.08
1757 CREA HD	16.64%	2,455,299,460	40.03
3825 REMIX	15.60%	263,111,150	30.93
6731 PIXELA	14.68%	114,980,270	95.48
6835 ALLIEDHD	14.12%	631,094,550	22.96

ETFs & REITs

Stock	Share	Turnover(JPY)	PI (bps)
1699 NFOIL	31.19%	7,201,841,174	45.94
1615 NFBANKS	17.27%	1,005,213,010	27.85
1357 NFNKDOUB	14.37%	84,285,120,149	5.92
1356 TPXBEAR2	12.40%	1,228,198,660	2.33
1671 WTI ETF	12.05%	5,421,956,305	3.75
1458 RK 225LV	11.52%	9,594,506,927	3.33
1459 RK 225DI	11.24%	11,617,767,443	1.28
1580 225 BEAR	10.99%	138,265,585	6.34
1360 NKBEAR-2	10.87%	12,576,271,489	1.67
1365 DW 225LV	10.44%	1,335,726,448	2.27

Top 10 Stocks by PI

Topix 100

Stock	PI (bps)	Turnover(JPY)	Share
2413 M3	3.79	39,901,881,650	11.21%
4689 ZHD	3.79	29,430,131,240	8.89%
8308 RESONA	3.02	1,298,977,260	3.02%
7201 NISSAN	2.78	5,581,994,250	5.63%
5020 ENEOS	2.78	2,511,339,250	2.90%
8306 MUFG	2.50	10,087,497,410	3.32%
8601 DAIWASG	2.44	698,150,440	2.66%
3402 TORAY	2.28	1,504,360,290	3.64%
8604 NOMRAHD	2.17	618,205,650	0.90%
8002 MARBENI	1.95	1,184,141,600	2.83%

Nikkei 225

Stock	PI (bps)	Turnover(JPY)	Share
6472 NTN	17.31	2,751,761,070	14.84%
7211 MMC	16.57	6,619,719,350	17.24%
2768 SOJITZ	14.98	3,398,857,570	17.53%
4902 KONICAM	12.76	8,391,984,060	16.96%
7762 CITIZEN	12.51	3,010,639,170	17.85%
9501 TEPCOHD	11.22	9,346,025,820	15.57%
5803 FUJIKRA	11.06	2,166,206,020	15.09%
4005 SMICHEM	9.20	6,691,998,970	12.92%
7186 CONCRDIA	8.44	2,177,012,590	10.82%
5406 KOBESTL	7.52	3,735,730,930	9.92%

Topix Mid400

Stock	PI (bps)	Turnover(JPY)	Share
6472 NTN	17.31	2,751,761,070	14.84%
7211 MMC	16.57	6,619,719,350	17.24%
7167 MEBUKIFG	16.32	3,538,755,420	16.69%
2768 SOJITZ	14.98	3,398,857,570	17.53%
8410 SEVEN BK	14.33	3,509,202,480	21.19%
4902 KONICAM	12.76	8,391,984,060	16.96%
9501 TEPCOHD	11.22	9,346,025,820	15.57%
8334 GUNMABK	9.98	603,652,980	14.23%
4005 SMICHEM	9.20	6,691,998,970	12.92%
7186 CONCRDIA	8.44	2,177,012,590	10.82%

Small & Others

Stock	PI (bps)	Turnover(JPY)	Share
8918 LAND	466.86	527,773,820	79.92%
6740 JDI	65.29	911,515,590	19.99%
3315 NIP-COKE	39.05	425,390,260	15.84%
8589 APLUS F	34.62	102,637,620	11.51%
8585 OR.CORP	27.60	809,104,770	15.09%
2353 NP-PARK	24.32	194,716,040	20.52%
8713 FIDEA HD	23.59	157,137,990	16.25%
7527 SYSSOFT	20.05	142,095,460	6.57%
6632 JVCKW	19.50	671,827,830	16.98%
7238 AKEBONO	17.87	284,448,240	15.86%

Mothers

Stock	PI (bps)	Turnover(JPY)	Share
4012 AXIS	153.56	2,428,994,000	3.72%
4011 HEADWATR	37.01	2,173,963,700	2.52%
2370 MEDINET	36.84	1,010,732,050	21.76%
6563 MIRAI WK	31.67	137,492,250	4.58%
4014 KARADANO	23.70	337,474,230	0.90%
6026 GMO TECH	22.89	104,068,340	3.50%
4060 RAKUMO	20.70	830,548,660	1.30%
7072 INTIMATE	18.32	195,689,540	4.14%
1431 LIBWORK	17.86	241,689,820	2.93%
7685 BUYSELL	17.22	148,925,650	6.14%

JASDAQ

Stock	PI (bps)	Turnover(JPY)	Share
2315 CAICA	214.27	1,154,346,660	39.67%
6628 ONKYOHE	177.66	496,964,110	24.27%
9973 KOZOSUSI	53.79	779,514,340	21.07%
2134 SUNCAPTL	45.12	222,894,650	13.51%
5199 FUJILTX	27.63	236,048,000	6.94%
4347 BR-MEDIA	24.49	473,558,820	14.56%
7610 TAY TWO	22.71	4,367,351,000	17.63%
3264 ASCOT	18.40	311,407,120	6.15%
9978 BUNKYODO	18.24	378,737,350	18.00%
7692 EINFINIT	17.15	3,210,822,450	8.79%

Second Section

Stock	PI (bps)	Turnover(JPY)	Share
9318 ASIADVEVE	623.21	206,803,020	60.75%
7647 ONTSU	123.50	483,272,220	35.34%
3528 PROSPECT	115.51	249,140,070	27.39%
8894 REVOLUTI	108.80	579,415,560	34.44%
6731 PIXELA	95.48	114,980,270	14.68%
1491 CHUGAIM	72.08	3,613,689,180	19.58%
8925 ARDEPRO	67.36	273,506,260	24.03%
1757 CREA HD	40.03	2,455,299,460	16.64%
3825 REMIX	30.93	263,111,150	15.60%
5103 SHOWA HD	29.25	158,976,330	9.71%

ETFs & REITs

Stock	PI (bps)	Turnover(JPY)	Share
1699 NFOIL	45.94	7,201,841,174	31.19%
1615 NFBANKS	27.85	1,005,213,010	17.27%
1580 225 BEAR	6.34	138,265,585	10.99%
1357 NFNKDOUB	5.92	84,285,120,149	14.37%
3463 ICHIGOHT	5.15	255,822,940	10.43%
8985 JHR	4.96	3,422,045,730	9.19%
8952 JRE	4.93	2,971,139,200	6.94%
8972 KENEDIXO	4.90	777,652,200	5.04%
8951 NBF	4.54	12,489,537,700	8.39%
8958 GLOBLRE	4.52	394,646,880	6.97%