

## Market Report for the Week of May 04, 2020

### Daily Averages

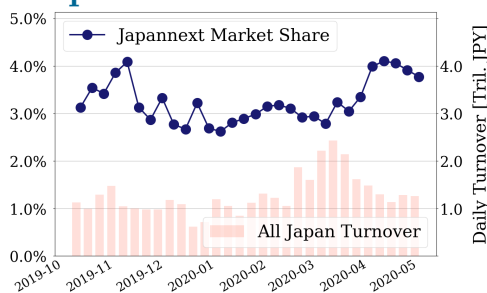
| Universe         | Value (JPY)     | Volume      | Share  | PI (bps) | Symbols |
|------------------|-----------------|-------------|--------|----------|---------|
| All Market       | 183,035,173,268 | 165,765,612 | 5.57 % | 5.02     | 3067    |
| Large Cap        | 47,558,627,070  | 18,723,750  | 3.77 % | 1.70     | 100     |
| Mid Cap          | 61,466,569,350  | 46,671,600  | 6.89 % | 4.70     | 398     |
| Small Cap        | 20,857,634,240  | 27,723,900  | 5.89 % | 7.42     | 1532    |
| Mothers & Jasdqa | 18,678,322,335  | 41,772,750  | 5.31 % | 15.72    | 645     |
| ETFs & REITs     | 32,933,239,178  | 24,205,578  | 8.26 % | 4.30     | 112     |

All Market  
**5.6 %**

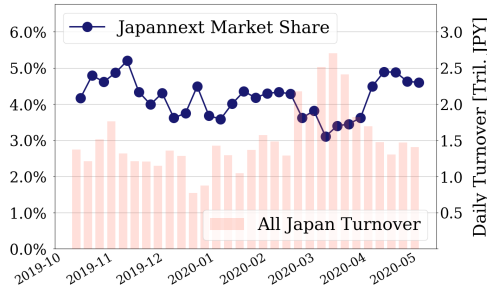
Topix 100  
**3.8 %**

Nikkei 225  
**4.6 %**

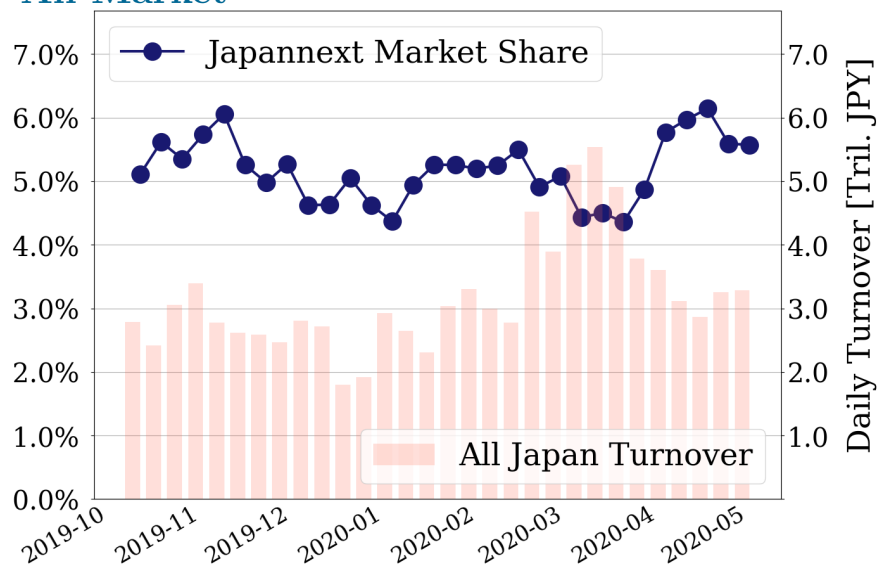
### Topix 100



### Nikkei 225



### All Market



### Top Stocks by Turnover

| Stock         | Value (JPY)    | Share  | PI (bps) |
|---------------|----------------|--------|----------|
| 1570 NIKKEILV | 32,840,020,424 | 10.39% | 2.32     |
| 1357 NKDOUBLE | 18,257,659,352 | 13.33% | 2.80     |
| 7974 NINTEND  | 13,054,557,000 | 6.80%  | 1.96     |
| 4563 ANGES    | 10,394,563,540 | 3.64%  | 3.82     |
| 9983 FASTRET  | 7,035,996,080  | 6.39%  | 2.32     |

### Top Stocks by Market Share

| Stock         | Value (JPY) | Share  | PI (bps) |
|---------------|-------------|--------|----------|
| 2315 CAICA    | 117,120,120 | 27.07% | 131.36   |
| 1367 DW TPX2X | 107,349,544 | 27.04% | 1.98     |
| 8585 OR.CORP  | 221,140,790 | 24.87% | 33.06    |
| 3938 LINE     | 854,909,500 | 22.54% | 6.49     |
| 5703 NLM HD   | 226,953,380 | 19.21% | 25.49    |

### Top Stocks by Price Improvement

| Stock        | Value (JPY)   | Share  | PI (bps) |
|--------------|---------------|--------|----------|
| 2315 CAICA   | 117,120,120   | 27.07% | 131.36   |
| 1699 NMR OIL | 1,873,802,244 | 17.23% | 60.19    |
| 2370 MEDINET | 122,803,440   | 18.73% | 51.61    |
| 6090 HMT     | 141,688,950   | 1.53%  | 44.33    |
| 8585 OR.CORP | 221,140,790   | 24.87% | 33.06    |

### Top Stocks by Savings

| Stock         | Value (JPY)    | Share  | Savings   |
|---------------|----------------|--------|-----------|
| 1699 NMR OIL  | 1,873,802,244  | 17.23% | 8,545,133 |
| 1570 NIKKEILV | 32,840,020,424 | 10.39% | 6,206,091 |
| 1357 NKDOUBLE | 18,257,659,352 | 13.33% | 3,876,070 |
| 6857 ADVNTST  | 4,629,524,200  | 12.01% | 1,892,000 |
| 4689 ZHD      | 2,456,495,570  | 11.07% | 1,566,110 |

- ▶ Analysis is based on Japannext and Thomson Reuters data. Large Cap = TPX100, Mid Cap = TPX500 excl. TPX100, Small Cap = Section1 + Section2 excl. TPX500.
- ▶ All Japan Turnover = Japannext (J+X+U+N) + TSE (excl. Tostnet) + Chi-X (excl. Chi-Match, Chi-Select). Market Share = Japannext turnover / All Japan Turnover.
- ▶ Price Improvement (PI) and Savings (PI\*volume) are calculated by comparing the execution price against the primary market's best bid for each sell or best offer for each buy at the point of execution from the taker's perspective. Reported PI is a value-weighted average. Names with weekly traded value less than 100,000,000 JPY are excluded from the rankings tables.

## Top Stocks by Universe

### Topix 100

| Stock         | Value (JPY)    | Share | PI (bps) |
|---------------|----------------|-------|----------|
| 7974 NINTEND  | 13,054,557,000 | 6.8%  | 1.96     |
| 9983 FASTRET  | 7,035,996,080  | 6.39% | 2.32     |
| 4901 FUJIFILM | 2,463,244,400  | 4.95% | 2.19     |
| 4661 OLC      | 2,167,040,700  | 5.39% | 1.59     |
| 4519 CHUGAIP  | 2,139,998,480  | 6.58% | 1.65     |
| 6861 KEYENCE  | 2,111,321,000  | 3.61% | 2.00     |
| 8411 MIZUHO   | 1,045,545,230  | 3.72% | 8.26     |
| 9022 JR CENT  | 987,448,420    | 4.79% | 2.41     |
| 9021 JR WEST  | 964,562,740    | 5.75% | 2.12     |
| 6098 RECRUIT  | 961,546,200    | 3.08% | 2.60     |

### Topix Mid400

| Stock         | Value (JPY)   | Share  | PI (bps) |
|---------------|---------------|--------|----------|
| 4005 SMICHEM  | 1,324,005,120 | 18.19% | 11.94    |
| 9501 TEPCOHD  | 1,253,186,030 | 18.78% | 10.99    |
| 4902 KONICAM  | 983,625,000   | 12.35% | 7.68     |
| 3938 LINE     | 854,909,500   | 22.54% | 6.49     |
| 2768 SOJITZ   | 811,187,820   | 16.19% | 15.52    |
| 7211 MMC      | 719,111,170   | 13.67% | 13.33    |
| 5406 KOBESTL  | 691,027,910   | 15.65% | 9.87     |
| 6472 NTN      | 436,417,080   | 18.8%  | 19.03    |
| 8358 SURGABK  | 389,522,460   | 15.41% | 9.13     |
| 8410 SEVEN BK | 381,864,860   | 12.8%  | 12.23    |

### Small

| Stock         | Value (JPY)   | Share  | PI (bps) |
|---------------|---------------|--------|----------|
| 8515 AIFUL    | 1,231,590,710 | 14.98% | 13.20    |
| 8848 LEOPC21  | 303,742,990   | 16.59% | 11.19    |
| 8585 OR.CORP  | 221,140,790   | 24.87% | 33.06    |
| 2337 ICHIGO   | 175,265,670   | 16.33% | 12.79    |
| 9424 JPN-COMM | 167,132,110   | 13.62% | 13.96    |
| 8616 TT-FHD   | 147,330,690   | 18.73% | 16.05    |
| 6632 JVCKW    | 133,640,760   | 17.95% | 21.85    |
| 4714 RISO KY  | 96,030,870    | 18.95% | 12.70    |
| 5912 OSJBHD   | 72,713,940    | 16.51% | 15.30    |
| 2353 NP-PARK  | 64,230,170    | 25.31% | 28.50    |

### Mothers

| Stock         | Value (JPY)   | Share  | PI (bps) |
|---------------|---------------|--------|----------|
| 4597 SOLASIA  | 1,674,952,430 | 11.47% | 11.61    |
| 2158 FRONTTEO | 375,177,420   | 7.71%  | 18.94    |
| 7707 PSS      | 370,239,750   | 8.31%  | 12.86    |
| 4564 OTS      | 284,575,070   | 10.43% | 26.90    |
| 7172 JIA      | 263,756,830   | 7.57%  | 12.40    |
| 6182 ROZETTA  | 256,667,230   | 9.18%  | 11.25    |
| 4583 CHIOME   | 247,531,670   | 12.2%  | 17.07    |
| 4571 NANOCARI | 244,921,940   | 8.81%  | 12.50    |
| 4425 KUDAN    | 230,560,450   | 12.94% | 11.80    |
| 3906 ALBERT   | 179,104,400   | 11.79% | 19.01    |

### JASDAQ

| Stock         | Value (JPY)   | Share  | PI (bps) |
|---------------|---------------|--------|----------|
| 7610 TAY TWO  | 1,004,499,200 | 14.66% | 30.43    |
| 4347 BR-MEDIA | 591,739,110   | 15.84% | 31.48    |
| 4293 SEPTENHD | 198,195,570   | 15.58% | 16.73    |
| 8704 TRADERS  | 151,390,930   | 12.81% | 25.72    |
| 2315 CAICA    | 117,120,120   | 27.07% | 131.36   |
| 4712 KEYH     | 107,982,660   | 11.15% | 29.04    |
| 2134 SUNCAPTL | 76,681,210    | 15.02% | 42.66    |
| 8746 1-COMOD  | 49,174,650    | 10.26% | 22.35    |
| 3777 FHTHD    | 45,669,120    | 26.0%  | 126.54   |
| 9973 KOZOSUSI | 39,451,620    | 38.36% | 221.67   |

### Second Section

| Stock         | Value (JPY) | Share  | PI (bps) |
|---------------|-------------|--------|----------|
| 3528 PROSPECT | 29,781,490  | 31.55% | 195.02   |
| 8925 ARDEPRO  | 28,377,570  | 21.18% | 86.02    |
| 3825 REMIX    | 24,699,700  | 12.31% | 28.55    |
| 8894 REVOLUTI | 23,594,360  | 32.16% | 172.39   |
| 9969 SHOKUBU  | 22,954,910  | 9.03%  | 26.08    |
| 7587 PALTEK   | 20,153,080  | 15.43% | 14.56    |
| 8226 RIKEI    | 16,941,220  | 11.48% | 31.00    |
| 3823 ACRODEA  | 15,749,820  | 10.87% | 29.29    |
| 9318 ASIADAVE | 15,122,900  | 51.2%  | 843.40   |
| 6835 ALLIEDHD | 13,783,770  | 13.59% | 38.94    |

### ETFs & REITs

| Stock         | Value (JPY)    | Share  | PI (bps) |
|---------------|----------------|--------|----------|
| 1570 NIKKEILV | 32,840,020,424 | 10.39% | 2.32     |
| 1357 NKDOUBLE | 18,257,659,352 | 13.33% | 2.80     |
| 1699 NMR OIL  | 1,873,802,244  | 17.23% | 60.19    |
| 1459 RK 225DI | 1,478,559,505  | 18.82% | 4.98     |
| 1671 WTI ETF  | 1,282,484,502  | 7.54%  | 3.72     |
| 1552 VIXSHORT | 322,309,165    | 11.98% | 4.58     |
| 8985 JHR      | 259,366,645    | 6.24%  | 4.92     |
| 3287 HOSINORR | 242,385,650    | 6.64%  | 5.50     |
| 8972 KENEDIXO | 222,100,500    | 5.47%  | 5.14     |
| 3227 MIDCITY  | 116,049,920    | 4.81%  | 7.24     |

- ▶ Best stocks are selected based on a combined score of turnover, market share and price improvement, and are listed here in order to illustrate a sample of stocks that trading on JNX venues can deliver benefits to our clients.
- ▶ The weights used in choosing the best stocks depend on the universe.