

Market Report for the Week of July 27, 2020

Daily Averages

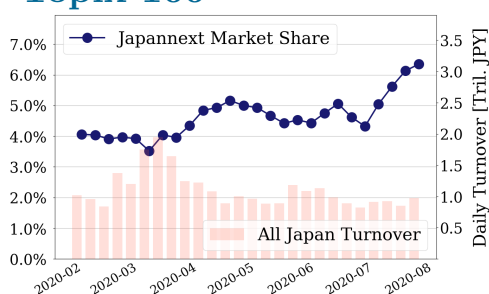
Universe	Turnover(JPY)	Volume	Share	PI (bps)	Symbols
All Market	176,723,514,726	151,980,434	7.09 %	3.50	3004
Topix100	62,049,188,052	21,437,780	6.35 %	0.62	100
Nikkei 225	74,139,598,524	42,657,940	6.53 %	1.99	225
TopixMid400	50,681,564,472	35,925,740	7.41 %	3.94	396
Small & Others	20,955,280,604	25,577,100	6.86 %	4.99	1517
Mothers & Jasdaq	15,754,958,584	32,469,380	6.79 %	9.08	615
ETFs & REITs	25,183,035,294	13,359,609	9.37 %	3.52	120

All Market
7.1 %

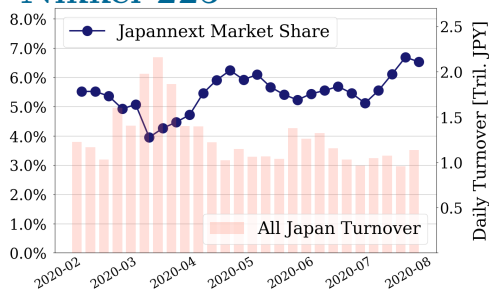
Topix 100
6.4 %

Nikkei 225
6.5 %

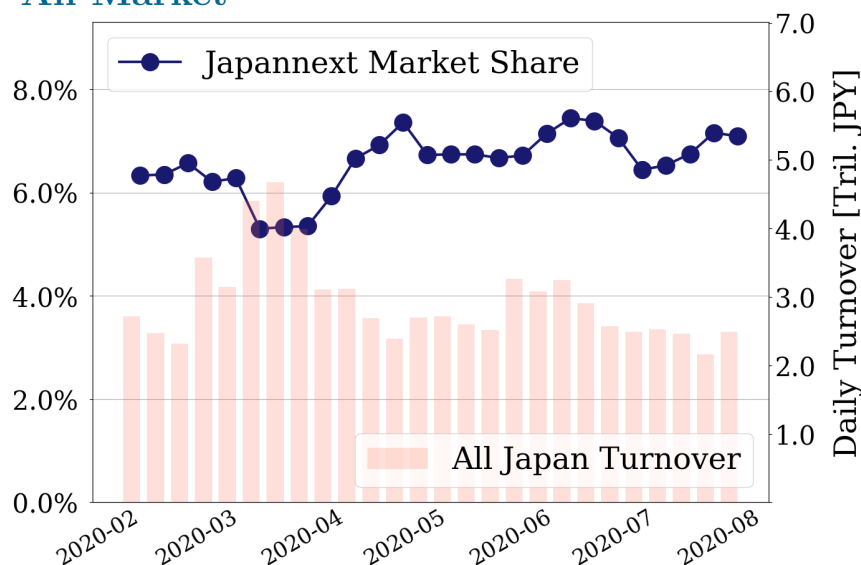
Topix 100



Nikkei 225



All Market



Top Stocks by Turnover

Stock	Turnover(JPY)	Share	PI (bps)
9984 SOFTBNKG	66,886,885,680	8.60%	0.36
1570 NFNKLV	56,431,764,782	10.18%	1.80
1357 NFNKDOUB	31,733,656,260	12.96%	5.22
8035 TKOELCN	15,167,484,390	9.09%	0.28
7974 NINTEND	12,104,135,820	7.68%	0.34

Top Stocks by Market Share

Stock	Turnover(JPY)	Share	PI (bps)
8918 LAND	117,845,150	62.79%	430.82
2315 CAICA	633,135,910	39.01%	134.56
8894 REVOLUTI	432,139,360	29.99%	101.56
3528 PROSPECT	148,463,090	26.64%	110.79
9318 ASIADVEVE	338,117,580	26.53%	569.15

Top Stocks by Price Improvement

Stock	Turnover(JPY)	Share	PI (bps)
9318 ASIADVEVE	338,117,580	26.53%	569.15
8918 LAND	117,845,150	62.79%	430.82
2315 CAICA	633,135,910	39.01%	134.56
3777 FHTHD	101,925,960	19.34%	121.23
3528 PROSPECT	148,463,090	26.64%	110.79

Top Stocks by Savings

Stock	Turnover(JPY)	Share	Savings
1357 NFNKDOUB	31,733,656,260	12.96%	12,810,419
9318 ASIADVEVE	338,117,580	26.53%	8,241,140
1570 NFNKLV	56,431,764,782	10.18%	8,029,160
2315 CAICA	633,135,910	39.01%	7,538,460
1491 CHUGAIM	781,459,750	16.72%	6,768,390

- ▶ Analysis is based on Japannext and Thomson Reuters data. Small & Others = First Section - TPX500.
- ▶ All Japan Turnover = Japannext (J+X+U+N) + TSE (excl. Tostnet) + Chi-X (excl. Chi-Match, Chi-Select).
Market Share = Japannext turnover / All Japan Turnover.
- ▶ Opening and Closing auction trades on the TSE are excluded from calculations.
- ▶ Price Improvement (PI) and Savings (PI*volume) are calculated by comparing the execution price against the primary market's best bid for each sell or best offer for each buy at the point of execution from the taker's perspective. Reported PI is a value-weighted average. Names with weekly traded value less than 100,000,000 JPY are excluded from the rankings tables.

Top 10 Stocks by Turnover

Topix 100

Stock	Turnover(JPY)	Share	PI (bps)
9984 SOFTBNKG	66,886,885,680	8.60%	0.36
8035 TKOELCN	15,167,484,390	9.09%	0.28
7974 NINTEND	12,104,135,820	7.68%	0.34
9983 FASTRET	11,518,982,700	9.47%	0.46
9843 NITORIHD	10,334,978,560	20.51%	0.21
7203 TOYOTA	7,398,241,840	5.20%	0.54
6861 KEYENCE	7,120,670,030	9.15%	0.38
6758 SONY	6,978,733,660	4.97%	0.36
4519 CHUGAIP	6,741,284,770	8.32%	0.94
4661 OLC	6,699,386,450	9.99%	0.59

Nikkei 225

Stock	Turnover(JPY)	Share	PI (bps)
9984 SOFTBNKG	66,886,885,680	8.60%	0.36
8035 TKOELCN	15,167,484,390	9.09%	0.28
9983 FASTRET	11,518,982,700	9.47%	0.46
2413 M3	9,228,704,900	13.59%	5.34
7203 TOYOTA	7,398,241,840	5.20%	0.54
6758 SONY	6,978,733,660	4.97%	0.36
4519 CHUGAIP	6,741,284,770	8.32%	0.94
7751 CANON	6,281,387,160	4.76%	0.83
6857 ADVNTST	5,981,548,300	10.01%	4.33
9020 JR EAST	5,695,825,210	9.63%	0.62

Topix Mid400

Stock	Turnover(JPY)	Share	PI (bps)
6920 LASRTEC	10,511,947,700	9.81%	2.61
2413 M3	9,228,704,900	13.59%	5.34
6857 ADVNTST	5,981,548,300	10.01%	4.33
6701 NEC	5,561,645,550	9.47%	3.65
4689 ZHD	5,368,800,750	10.62%	6.33
3038 KOBE BSN	5,352,149,900	11.59%	3.83
4751 CYBER A	3,781,439,900	10.87%	4.29
6723 RENESAS	3,699,477,810	10.91%	5.75
4755 RAKUTEN	3,684,590,950	11.33%	2.94
3436 SUMCO	3,487,115,070	5.97%	1.35

Small & Others

Stock	Turnover(JPY)	Share	PI (bps)
3962 CHANGE	2,767,682,200	9.35%	2.97
3915 TERRASKY	2,511,908,950	8.99%	3.21
3788 GMOCLOUD	1,792,029,800	9.61%	3.53
9424 JPN-COMM	1,353,633,240	11.42%	10.66
3635 KOEITECM	1,347,761,200	8.93%	3.00
1973 NESIC	1,283,475,130	6.08%	1.79
8729 SONY FH	1,172,927,900	10.56%	0.84
3658 EBOOK	1,147,955,100	11.06%	3.77
3667 ENISH	1,071,856,970	11.21%	3.64
4776 CYBOZU	1,067,030,500	12.50%	4.14

Mothers

Stock	Turnover(JPY)	Share	PI (bps)
3911 AIMING	7,749,030,360	6.26%	3.58
7707 PSS	7,477,469,860	6.86%	2.04
4563 ANGES	4,243,247,890	8.26%	2.16
4385 MERCARI	2,588,669,300	9.92%	2.77
6027 BENG04CM	2,218,170,800	6.84%	2.59
4591 RIBOMIC	1,752,857,750	16.26%	4.77
4479 MAKUAKE	1,553,626,500	6.11%	2.67
4477 BASE	1,401,723,400	4.92%	3.95
6095 MEDPEER	1,105,976,020	9.11%	4.25
4594 BRITPATH	914,711,060	8.55%	7.86

JASDAQ

Stock	Turnover(JPY)	Share	PI (bps)
2191 TELLA	5,622,003,840	8.53%	2.23
2702 MCDNALD	1,942,854,700	14.43%	5.21
7564 WORKMAN	1,824,728,300	8.30%	2.09
8256 MARUMIT	1,603,747,150	12.20%	6.89
9973 KOZOSUSI	1,319,170,150	16.44%	32.94
3760 CAVE	1,169,566,360	12.81%	1.97
4772 STREAM M	1,091,763,420	8.77%	6.64
6628 ONKYO	940,673,200	12.06%	47.65
4712 KEYH	939,404,160	15.13%	20.07
7610 TAY TWO	746,821,830	18.23%	27.40

Second Section

Stock	Turnover(JPY)	Share	PI (bps)
6502 TOSHIBA	2,591,465,200	11.74%	4.27
1757 CREA HD	899,898,000	18.18%	26.78
1491 CHUGAIM	781,459,750	16.72%	107.01
9969 SHOKUBU	441,812,010	6.08%	10.15
8894 REVOLUTI	432,139,360	29.99%	101.56
6945 FTEC	425,184,460	5.14%	1.73
9318 ASIADAVE	338,117,580	26.53%	569.15
6731 PIXELA	291,912,800	21.56%	69.08
2929 PHARMA F	252,825,230	8.20%	2.74
9873 KFCHDJPN	225,564,280	7.77%	0.94

ETFs & REITs

Stock	Turnover(JPY)	Share	PI (bps)
1570 NFNKLV	56,431,764,782	10.18%	1.80
1357 NFNKDOUB	31,733,656,260	12.96%	5.22
1360 NKBEAR-2	6,777,360,371	18.92%	1.45
1579 225 BULL	4,088,485,830	8.04%	1.47
1459 RK 225DI	2,910,293,525	13.30%	6.96
1458 RK 225LV	2,527,236,920	14.75%	3.75
1699 NFOIL	1,579,413,573	25.00%	43.96
1671 WTI ETF	1,506,225,430	13.22%	3.92
1540 JPP GLD	1,485,558,282	12.81%	3.71
1552 VIXSHORT	1,276,952,652	9.49%	1.99

Top 10 Stocks by Market Share

Topix 100

Stock	Share	Turnover(JPY)	PI (bps)
9843 NITORIHD	20.51%	10,334,978,560	0.21
9022 JR CENT	13.78%	5,398,808,930	0.66
9201 JAL	11.06%	4,444,470,980	1.13
4661 OLC	9.99%	6,699,386,450	0.59
9021 JR WEST	9.86%	2,952,126,330	0.80
9020 JR EAST	9.63%	5,695,825,210	0.62
9983 FASTRET	9.47%	11,518,982,700	0.46
8591 ORIX	9.21%	3,921,400,930	1.28
6861 KEYENCE	9.15%	7,120,670,030	0.38
8035 TKOELCN	9.09%	15,167,484,390	0.28

Nikkei 225

Stock	Share	Turnover(JPY)	PI (bps)
5803 FUJIKRA	18.36%	518,603,200	11.66
9501 TEPCOHD	16.71%	2,239,393,620	10.61
6472 NTN	16.42%	788,756,280	17.16
8331 CHIBABK	16.12%	683,650,780	6.70
1332 NISSUI	15.79%	501,915,760	6.49
7762 CITIZEN	15.58%	410,751,910	10.92
5703 NLM HD	15.28%	227,933,310	21.02
7004 HIT-ZOS	15.25%	190,582,890	7.98
2768 SOJITZ	15.22%	1,015,447,480	14.33
3861 OJI HD	15.16%	638,956,120	6.70

Topix Mid400

Stock	Share	Turnover(JPY)	PI (bps)
3938 LINE	19.41%	1,953,579,300	6.24
8410 SEVEN BK	18.98%	752,235,310	13.26
5803 FUJIKRA	18.36%	518,603,200	11.66
9831 YAMDADK	17.74%	1,116,698,760	6.74
9501 TEPCOHD	16.71%	2,239,393,620	10.61
7167 MEBUKIFG	16.70%	638,389,270	13.55
6472 NTN	16.42%	788,756,280	17.16
8331 CHIBABK	16.12%	683,650,780	6.70
1332 NISSUI	15.79%	501,915,760	6.49
7762 CITIZEN	15.58%	410,751,910	10.92

Small & Others

Stock	Share	Turnover(JPY)	PI (bps)
8918 LAND	62.79%	117,845,150	430.82
8585 OR.CORP	23.58%	429,049,180	37.37
6740 JDI	22.61%	250,771,570	73.07
6632 JVCKW	21.31%	304,167,190	23.44
2353 NP-PARK	21.07%	279,347,090	24.05
5912 OSJBHD	17.71%	127,627,660	12.21
8515 AIFUL	17.58%	1,031,944,220	14.61
2337 ICHIGO	16.62%	249,238,100	12.78
9069 SENKOGHD	16.57%	181,747,590	5.51
1942 KANDENK	15.93%	261,496,720	4.45

Mothers

Stock	Share	Turnover(JPY)	PI (bps)
2370 MEDINET	17.14%	450,813,700	28.72
4591 RIBOMIC	16.26%	1,752,857,750	4.77
4597 SOLASIA	13.70%	263,724,870	13.08
7779 CYBRDYNE	12.18%	160,428,240	6.10
6176 BRANGIST	12.01%	226,487,050	4.90
2586 FRUTA	11.98%	828,488,820	7.12
4564 OTS	11.08%	178,988,320	17.86
4596 KUBOTAPH	11.08%	124,055,130	7.13
4308 JSTREAM	10.86%	694,543,360	2.91
4425 KUDAN	10.69%	241,256,450	2.92

JASDAQ

Stock	Share	Turnover(JPY)	PI (bps)
2315 CAICA	39.01%	633,135,910	134.56
2134 SUNCAPTL	22.06%	130,983,780	35.73
3776 BB-TOWER	19.40%	128,680,900	11.29
3777 FHTHD	19.34%	101,925,960	121.23
7610 TAY TWO	18.23%	746,821,830	27.40
6722 A&T	16.99%	102,840,670	0.98
6888 ACMOS	16.47%	553,256,430	4.15
9973 KOZOSUSI	16.44%	1,319,170,150	32.94
3323 RECOMM	15.50%	230,116,420	17.10
4712 KEYH	15.13%	939,404,160	20.07

Second Section

Stock	Share	Turnover(JPY)	PI (bps)
8894 REVOLUTI	29.99%	432,139,360	101.56
3528 PROSPECT	26.64%	148,463,090	110.79
9318 ASIADAVE	26.53%	338,117,580	569.15
6731 PIXELA	21.56%	291,912,800	69.08
5856 LIEH	19.80%	158,945,620	26.59
1757 CREA HD	18.18%	899,898,000	26.78
1491 CHUGAIM	16.72%	781,459,750	107.01
3825 REMIX	13.58%	159,952,940	24.50
7412 ATOM	12.40%	126,886,450	3.03
6366 CHIYODA	12.01%	171,883,990	8.49

ETFs & REITs

Stock	Share	Turnover(JPY)	PI (bps)
1365 DW 225LV	26.35%	1,247,456,987	3.45
1699 NFOIL	25.00%	1,579,413,573	43.96
1360 NKBEAR-2	18.92%	6,777,360,371	1.45
1458 RK 225LV	14.75%	2,527,236,920	3.75
1356 TPXBEAR2	13.74%	582,644,311	2.12
1459 RK 225DI	13.30%	2,910,293,525	6.96
1671 WTI ETF	13.22%	1,506,225,430	3.92
1357 NFNKDOUB	12.96%	31,733,656,260	5.22
1540 JPP GLD	12.81%	1,485,558,282	3.71
3478 MORITRSH	10.47%	107,846,330	9.54

Top 10 Stocks by PI

Topix 100

Stock	PI (bps)	Turnover(JPY)	Share
8411 MIZUHO	7.33	2,773,831,720	3.86%
8308 RESONA	3.35	281,090,410	2.24%
7201 NISSAN	2.70	2,684,002,690	4.13%
5020 ENEOS	2.69	794,048,640	3.28%
8306 MUFG	2.51	3,151,282,510	2.98%
8601 DAIWASG	2.34	309,815,360	2.61%
3402 TORAY	2.32	470,218,510	3.82%
8002 MARBENI	2.26	338,706,800	3.04%
8604 NOMRAHD	2.13	462,530,900	1.20%
4188 MTBCM HD	1.98	390,076,380	3.27%

Nikkei 225

Stock	PI (bps)	Turnover(JPY)	Share
5703 NLM HD	21.02	227,933,310	15.28%
6472 NTN	17.16	788,756,280	16.42%
7211 MMC	15.01	2,382,644,170	12.32%
2768 SOJITZ	14.33	1,015,447,480	15.22%
5803 FUJIKRA	11.66	518,603,200	18.36%
7762 CITIZEN	10.92	410,751,910	15.58%
4005 SMICHEM	10.72	1,515,023,280	13.94%
9501 TEPCOHD	10.61	2,239,393,620	16.71%
4902 KONICAM	9.87	2,291,864,110	14.15%
7186 CONCRDIA	9.87	496,287,570	12.68%

Topix Mid400

Stock	PI (bps)	Turnover(JPY)	Share
5703 NLM HD	21.02	227,933,310	15.28%
6472 NTN	17.16	788,756,280	16.42%
7211 MMC	15.01	2,382,644,170	12.32%
2768 SOJITZ	14.33	1,015,447,480	15.22%
7167 MEBUKIFG	13.55	638,389,270	16.70%
8410 SEVEN BK	13.26	752,235,310	18.98%
5803 FUJIKRA	11.66	518,603,200	18.36%
7762 CITIZEN	10.92	410,751,910	15.58%
4005 SMICHEM	10.72	1,515,023,280	13.94%
9501 TEPCOHD	10.61	2,239,393,620	16.71%

Small & Others

Stock	PI (bps)	Turnover(JPY)	Share
8918 LAND	430.82	117,845,150	62.79%
6740 JDI	73.07	250,771,570	22.61%
8585 OR.CORP	37.37	429,049,180	23.58%
2353 NP-PARK	24.05	279,347,090	21.07%
6632 JVCKW	23.44	304,167,190	21.31%
8848 LEOPC21	14.75	499,281,390	15.70%
8515 AIFUL	14.61	1,031,944,220	17.58%
2337 ICHIGO	12.78	249,238,100	16.62%
8698 MONEX G	12.61	791,081,040	14.37%
8616 TT-FHD	12.58	162,983,530	12.68%

Mothers

Stock	PI (bps)	Turnover(JPY)	Share
2370 MEDINET	28.72	450,813,700	17.14%
4564 OTS	17.86	178,988,320	11.08%
7689 COPA	16.78	175,074,900	1.01%
4597 SOLASIA	13.08	263,724,870	13.70%
4431 SMAREGI	10.21	126,797,350	9.80%
4583 CHIOME	7.96	147,730,530	9.79%
4594 BRITPATH	7.86	914,711,060	8.55%
4596 KUBOTAPH	7.13	124,055,130	11.08%
2586 FRUTA	7.12	828,488,820	11.98%
4571 NANOCARI	6.63	360,718,380	9.86%

JASDAQ

Stock	PI (bps)	Turnover(JPY)	Share
2315 CAICA	134.56	633,135,910	39.01%
3777 FHTHD	121.23	101,925,960	19.34%
6628 ONKYO	47.65	940,673,200	12.06%
2134 SUNCAPTL	35.73	130,983,780	22.06%
9973 KOZOSUSI	32.94	1,319,170,150	16.44%
7610 TAY TWO	27.40	746,821,830	18.23%
4347 BR-MEDIA	21.36	230,498,830	13.78%
4712 KEYH	20.07	939,404,160	15.13%
3323 RECOMM	17.10	230,116,420	15.50%
4764 SAMURAI	16.36	178,028,380	12.99%

Second Section

Stock	PI (bps)	Turnover(JPY)	Share
9318 ASIADVEE	569.15	338,117,580	26.53%
3528 PROSPECT	110.79	148,463,090	26.64%
1491 CHUGAIM	107.01	781,459,750	16.72%
8894 REVOLUTI	101.56	432,139,360	29.99%
6731 PIXELA	69.08	291,912,800	21.56%
1757 CREA HD	26.78	899,898,000	18.18%
5856 LIEH	26.59	158,945,620	19.80%
3825 REMIX	24.50	159,952,940	13.58%
9969 SHOKUBU	10.15	441,812,010	6.08%
6366 CHIYODA	8.49	171,883,990	12.01%

ETFs & REITs

Stock	PI (bps)	Turnover(JPY)	Share
1699 NFOIL	43.96	1,579,413,573	25.00%
3478 MORITRSH	9.54	107,846,330	10.47%
8958 GLOBLRE	8.37	125,082,390	8.09%
1459 RK 225DI	6.96	2,910,293,525	13.30%
3279 API	6.11	193,716,550	4.61%
1357 NFNKDOUB	5.22	31,733,656,260	12.96%
3227 MIDCITY	5.19	227,557,460	9.03%
3492 TAKARARE	5.17	103,175,260	8.83%
8952 JRE	4.77	528,995,900	6.34%
3471 MITSUILP	4.77	188,164,100	2.59%