

## Market Report for the Week of August 24, 2020

### Daily Averages

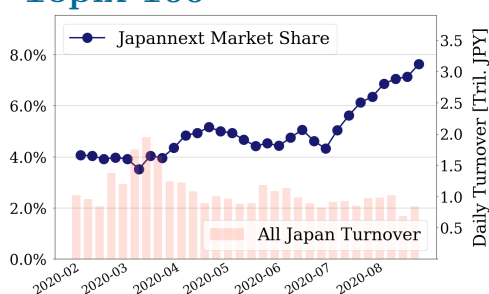
Universe	Turnover(JPY)	Volume	Share	PI (bps)	Symbols
All Market	189,138,930,723	129,026,956	7.60 %	3.07	3067
Topix100	64,082,889,620	19,678,520	7.63 %	0.66	100
Nikkei 225	67,089,408,612	38,037,580	7.45 %	1.97	225
TopixMid400	49,337,762,836	31,664,000	8.25 %	3.62	396
Small & Others	25,017,361,508	26,405,760	7.52 %	4.24	1527
Mothers & Jasdaj	20,514,319,572	23,104,240	5.68 %	7.60	660
ETFs & REITs	27,506,420,857	13,660,836	8.46 %	2.89	124

All Market  
**7.6 %**

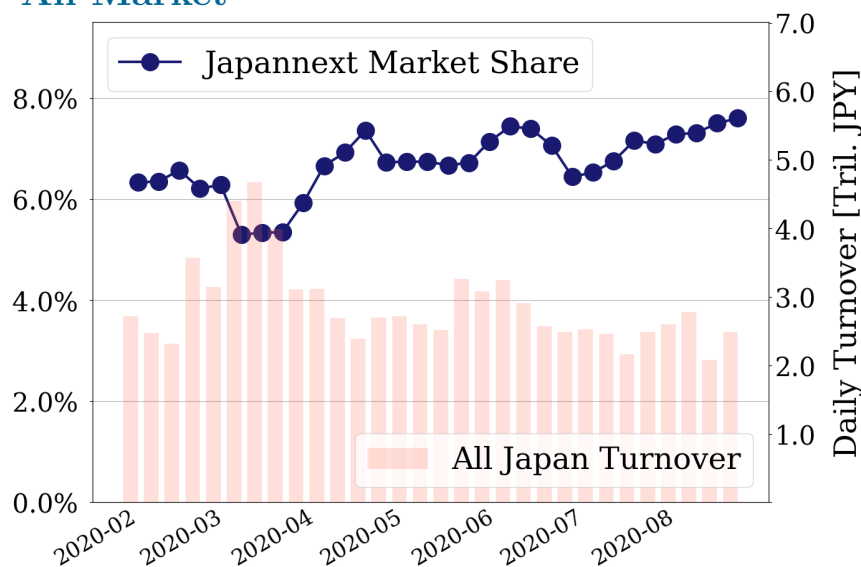
Topix 100  
**7.6 %**

Nikkei 225  
**7.4 %**

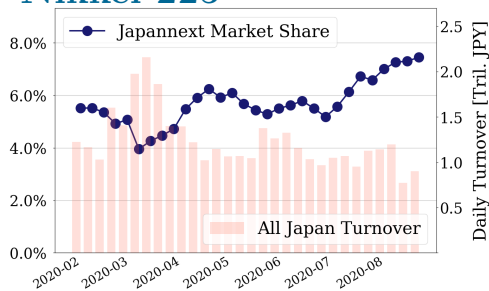
#### Topix 100



#### All Market



#### Nikkei 225



#### Top Stocks by Turnover

Stock	Turnover(JPY)	Share	PI (bps)
1570 NFNKLV	60,938,247,164	8.17%	1.71
7974 NINTEND	58,948,130,100	11.41%	0.45
9984 SOFTBNKG	45,596,420,910	9.90%	0.42
1357 NFNKDOUB	32,092,461,896	13.88%	5.41
6920 LASRTEC	12,596,447,500	12.14%	2.96

#### Top Stocks by Market Share

Stock	Turnover(JPY)	Share	PI (bps)
8918 LAND	103,420,060	74.86%	495.26
8894 REVOLUTI	330,535,840	40.11%	94.70
9318 ASIADAVE	139,214,320	32.66%	497.54
4779 SOFTBRN	936,282,880	31.27%	4.98
2315 CAICA	335,272,280	28.93%	199.46

#### Top Stocks by Price Improvement

Stock	Turnover(JPY)	Share	PI (bps)
9318 ASIADAVE	139,214,320	32.66%	497.54
8918 LAND	103,420,060	74.86%	495.26
2315 CAICA	335,272,280	28.93%	199.46
1491 CHUGAIM	486,907,820	25.94%	113.57
7647 ONTSU	316,856,900	27.64%	113.53

#### Top Stocks by Savings

Stock	Turnover(JPY)	Share	Savings
1357 NFNKDOUB	32,092,461,896	13.88%	10,835,675
1570 NFNKLV	60,938,247,164	8.17%	7,449,573
2315 CAICA	335,272,280	28.93%	5,178,930
2413 M3	12,517,517,500	12.94%	4,678,900
1491 CHUGAIM	486,907,820	25.94%	4,491,290

- ▶ Analysis is based on Japannext and Thomson Reuters data. Small & Others = First Section - TPX500.
- ▶ All Japan Turnover = Japannext (J+X+U+N) + TSE (excl. Tostnet) + Chi-X (excl. Chi-Match, Chi-Select). Market Share = Japannext turnover / All Japan Turnover.
- ▶ Opening and Closing auction trades on the TSE are excluded from calculations.
- ▶ Price Improvement (PI) and Savings (PI\*volume) are calculated by comparing the execution price against the primary market's best bid for each sell or best offer for each buy at the point of execution from the taker's perspective. Reported PI is a value-weighted average. Names with weekly traded value less than 100,000,000 JPY are excluded from the rankings tables.

## Top 10 Stocks by Turnover

### Topix 100

Stock	Turnover(JPY)	Share	PI (bps)
7974 NINTEND	58,948,130,100	11.41%	0.45
9984 SOFTBNKG	45,596,420,910	9.90%	0.42
6758 SONY	12,327,436,620	6.98%	0.41
9983 FASTRET	11,729,598,440	9.49%	0.64
8035 TKOELCN	9,284,806,080	8.70%	0.37
8316 SMFG	8,121,872,320	9.63%	0.97
6861 KEYENCE	7,687,555,310	8.17%	0.39
9020 JR EAST	6,875,469,250	11.44%	0.41
7203 TOYOTA	6,304,316,310	6.22%	0.52
9201 JAL	5,762,535,130	11.55%	0.97

### Nikkei 225

Stock	Turnover(JPY)	Share	PI (bps)
9984 SOFTBNKG	45,596,420,910	9.90%	0.42
2413 M3	12,517,517,500	12.94%	4.50
6758 SONY	12,327,436,620	6.98%	0.41
9983 FASTRET	11,729,598,440	9.49%	0.64
4689 ZHD	10,648,553,880	8.91%	3.97
8035 TKOELCN	9,284,806,080	8.70%	0.37
8316 SMFG	8,121,872,320	9.63%	0.97
9020 JR EAST	6,875,469,250	11.44%	0.41
7203 TOYOTA	6,304,316,310	6.22%	0.52
6857 ADVNTST	5,572,629,550	12.48%	5.48

### Topix Mid400

Stock	Turnover(JPY)	Share	PI (bps)
6920 LASRTEC	12,596,447,500	12.14%	2.96
2413 M3	12,517,517,500	12.94%	4.50
4689 ZHD	10,648,553,880	8.91%	3.97
3038 KOBE BSN	9,146,191,000	13.38%	3.82
6857 ADVNTST	5,572,629,550	12.48%	5.48
4755 RAKUTEN	5,245,116,000	16.06%	3.12
9684 SQENIXHD	3,899,657,400	15.74%	3.68
6723 RENESAS	3,883,657,480	11.87%	4.10
3436 SUMCO	3,279,287,490	8.95%	1.94
6701 NEC	3,054,498,800	9.93%	3.95

### Small & Others

Stock	Turnover(JPY)	Share	PI (bps)
3962 CHANGE	8,335,070,100	12.81%	2.14
3681 V-CUBE	3,181,809,250	8.83%	1.93
3915 TERRASKY	2,994,425,100	7.39%	3.77
3788 GMOCLOUD	2,166,003,500	11.54%	2.92
9603 H.I.S.	1,907,036,540	8.88%	1.47
4776 CYBOZU	1,456,099,380	12.77%	3.85
3182 OIRADICH	1,428,744,100	10.21%	3.96
6541 GRACETEC	1,350,829,100	10.42%	3.97
3031 RACCOONH	1,202,422,670	10.01%	2.48
3661 M-UPHD	1,073,418,450	9.22%	3.45

### Mothers

Stock	Turnover(JPY)	Share	PI (bps)
2160 GNI	5,937,848,120	7.61%	1.25
4385 MERCARI	4,470,495,650	9.26%	3.36
4477 BASE	4,350,773,600	6.79%	2.73
4479 MAKUAKE	4,275,759,100	9.16%	2.50
4563 ANGES	3,381,546,820	9.05%	1.73
4393 BOI	3,034,674,700	11.30%	5.36
6095 MEDPEER	2,484,521,350	9.83%	2.95
4488 AIINSIDE	2,429,272,000	8.33%	2.37
3558 LOCONDO	2,369,729,100	12.49%	3.88
3998 SURALANT	2,336,789,950	10.64%	5.55

### JASDAQ

Stock	Turnover(JPY)	Share	PI (bps)
7564 WORKMAN	2,057,419,700	13.07%	2.31
2702 MCDNALD	1,583,929,400	15.69%	4.99
8256 MARUMIT	1,193,569,590	11.39%	5.99
2782 SERIA	1,048,389,200	10.50%	4.28
2484 DEMAECAN	970,955,620	5.90%	1.39
3760 CAVE	877,330,520	12.78%	1.68
7610 TAY TWO	867,980,090	15.07%	20.91
2191 TELLA	514,735,000	9.04%	2.04
3776 BB-TOWER	509,111,480	11.39%	8.73
4978 REPROCEL	470,951,320	13.98%	4.98

### Second Section

Stock	Turnover(JPY)	Share	PI (bps)
6502 TOSHIBA	4,546,578,700	11.70%	4.52
2929 PHARMA F	1,559,985,540	8.55%	2.24
1491 CHUGAIM	486,907,820	25.94%	113.57
3633 GMOPEPA	457,394,600	8.40%	4.36
8894 REVOLUTI	330,535,840	40.11%	94.70
7647 ONTSU	316,856,900	27.64%	113.53
3663 ARTSPARK	275,846,690	5.06%	1.97
6016 JPNENGIN	268,146,830	10.71%	3.03
7625 DINING	248,233,990	3.69%	15.37
1757 CREA HD	239,743,800	21.59%	33.25

### ETFs & REITs

Stock	Turnover(JPY)	Share	PI (bps)
1570 NFNKLV	60,938,247,164	8.17%	1.71
1357 NFNKDOUB	32,092,461,896	13.88%	5.41
1360 NKBEAR-2	8,534,872,623	17.04%	1.51
1459 RK 225DI	5,553,205,465	25.48%	1.28
1579 225 BULL	5,329,759,180	9.91%	1.45
1458 RK 225LV	2,580,026,851	12.30%	3.51
1321 NFNK225	1,338,987,844	3.12%	0.96
1671 WTI ETF	1,134,855,151	10.01%	4.00
8951 NBF	1,132,521,300	6.62%	3.79
1699 NFOIL	1,031,460,136	22.52%	38.27

## Top 10 Stocks by Market Share

### Topix 100

Stock	Share	Turnover(JPY)	PI (bps)
9201 JAL	11.55%	5,762,535,130	0.97
9020 JR EAST	11.44%	6,875,469,250	0.41
7974 NINTEND	11.41%	58,948,130,100	0.45
9021 JR WEST	11.30%	3,062,104,250	0.56
4661 OLC	11.04%	5,365,084,020	0.78
9022 JR CENT	10.98%	4,414,545,820	0.50
8267 AEON	10.25%	3,045,287,230	0.71
9984 SOFTBNKG	9.90%	45,596,420,910	0.42
8591 ORIX	9.76%	3,112,046,730	1.15
8316 SMFG	9.63%	8,121,872,320	0.97

### Nikkei 225

Stock	Share	Turnover(JPY)	PI (bps)
6472 NTN	16.76%	650,312,300	15.70
2768 SOJITZ	16.70%	926,823,530	14.51
5703 NLM HD	16.50%	229,799,790	14.83
4755 RAKUTEN	16.06%	5,245,116,000	3.12
5803 FUJIKRA	15.88%	470,090,430	9.21
7004 HIT-ZOS	15.83%	228,782,710	7.50
7211 MMC	14.52%	1,288,834,950	13.52
3289 TOKYUFHD	14.51%	1,353,723,090	6.34
3861 OJI HD	14.23%	566,655,080	5.46
9501 TEPCOHD	14.22%	1,483,628,230	9.50

### Topix Mid400

Stock	Share	Turnover(JPY)	PI (bps)
9831 YAMDADK	17.94%	1,835,448,760	5.24
8410 SEVEN BK	17.86%	722,977,740	12.21
2264 MORNGAM	17.71%	689,235,300	6.10
6472 NTN	16.76%	650,312,300	15.70
2768 SOJITZ	16.70%	926,823,530	14.51
5703 NLM HD	16.50%	229,799,790	14.83
4755 RAKUTEN	16.06%	5,245,116,000	3.12
5803 FUJIKRA	15.88%	470,090,430	9.21
9684 SQENIXHD	15.74%	3,899,657,400	3.68
2127 M&A	14.97%	1,719,872,300	5.81

### Small & Others

Stock	Share	Turnover(JPY)	PI (bps)
8918 LAND	74.86%	103,420,060	495.26
4779 SOFTBRN	31.27%	936,282,880	4.98
4312 CYBRNET	24.02%	161,727,500	10.22
8107 KIMRTAN	23.21%	193,903,790	113.31
9792 NICIGAK	20.16%	857,660,660	1.91
8585 OR.CORP	20.15%	270,586,390	33.15
6740 JDI	19.31%	473,847,680	71.35
8698 MONEX G	16.86%	598,274,130	10.13
5912 OSJBHD	16.54%	109,257,240	11.39
7004 HIT-ZOS	15.83%	228,782,710	7.50

### Mothers

Stock	Share	Turnover(JPY)	PI (bps)
2370 MEDINET	20.61%	442,623,730	32.17
4591 RIBOMIC	16.09%	894,712,470	4.55
7779 CYBRDYNE	14.79%	533,080,320	5.79
4597 SOLASIA	14.39%	157,084,290	12.97
4564 OTS	14.19%	142,506,310	21.08
3911 AIMING	13.87%	1,367,448,570	3.30
3558 LOCONDO	12.49%	2,369,729,100	3.88
4424 AMAZIA	12.29%	458,775,350	2.89
1447 ITBOOKHD	12.14%	128,155,670	4.79
4583 CHIOME	11.76%	234,516,060	7.27

### JASDAQ

Stock	Share	Turnover(JPY)	PI (bps)
2315 CAICA	28.93%	335,272,280	199.46
6628 ONKYO	26.59%	211,038,920	89.69
9973 KOZOSUSI	24.48%	324,220,150	42.69
4764 SAMURAI	18.62%	131,557,020	14.70
2134 SUNCAPTL	17.09%	305,606,930	36.17
4347 BR-MEDIA	16.84%	335,018,740	19.63
2702 MCDNALD	15.69%	1,583,929,400	4.99
7610 TAY TWO	15.07%	867,980,090	20.91
6888 ACMOS	14.49%	151,830,830	5.12
3326 RUNSYSTEM	14.37%	178,083,720	29.65

### Second Section

Stock	Share	Turnover(JPY)	PI (bps)
8894 REVOLUTI	40.11%	330,535,840	94.70
9318 ASIADAVE	32.66%	139,214,320	497.54
7647 ONTSU	27.64%	316,856,900	113.53
3528 PROSPECT	27.21%	216,579,360	92.71
1491 CHUGAIM	25.94%	486,907,820	113.57
1757 CREA HD	21.59%	239,743,800	33.25
6897 TWNBIRD	13.46%	216,346,280	4.20
6502 TOSHIBA	11.70%	4,546,578,700	4.52
6016 JPNENGIN	10.71%	268,146,830	3.03
6366 CHIYODA	10.36%	161,194,150	9.11

### ETFs & REITs

Stock	Share	Turnover(JPY)	PI (bps)
1459 RK 225DI	25.48%	5,553,205,465	1.28
1699 NFOIL	22.52%	1,031,460,136	38.27
1360 NKBEAR-2	17.04%	8,534,872,623	1.51
1356 TPXBEAR2	15.17%	658,895,901	1.84
1366 DW 225DI	13.89%	752,897,600	1.60
1357 NFNKDOUB	13.88%	32,092,461,896	5.41
1365 DW 225LV	13.62%	917,338,518	2.19
1540 JPP GLD	12.81%	475,748,254	3.35
1458 RK 225LV	12.30%	2,580,026,851	3.51
1552 VIXSHORT	10.19%	750,213,722	2.47

## Top 10 Stocks by PI

### Topix 100

Stock	PI (bps)	Turnover(JPY)	Share
8411 MIZUHO	6.98	1,998,256,750	3.40%
8308 RESONA	2.84	415,822,430	3.07%
5020 ENEOS	2.58	729,939,130	3.56%
7201 NISSAN	2.53	2,358,693,700	6.46%
8601 DAIWASG	2.39	200,908,770	3.07%
8306 MUFG	2.36	5,448,928,870	5.20%
8604 NOMRAHD	2.32	203,685,110	0.88%
3402 TORAY	2.32	505,320,310	2.96%
8002 MARBENI	2.08	620,774,950	4.62%
4188 MTBCM HD	2.00	453,913,210	3.87%

### Nikkei 225

Stock	PI (bps)	Turnover(JPY)	Share
6472 NTN	15.70	650,312,300	16.76%
5703 NLM HD	14.83	229,799,790	16.50%
2768 SOJITZ	14.51	926,823,530	16.70%
7211 MMC	13.52	1,288,834,950	14.52%
9501 TEPCOHD	9.50	1,483,628,230	14.22%
5803 FUJIKRA	9.21	470,090,430	15.88%
4902 KONICAM	9.15	1,642,573,480	13.79%
4005 SMICHEM	9.14	1,775,393,100	13.72%
7762 CITIZEN	8.83	330,154,980	13.44%
7186 CONCRDIA	7.84	348,004,390	11.70%

### Topix Mid400

Stock	PI (bps)	Turnover(JPY)	Share
6472 NTN	15.70	650,312,300	16.76%
5703 NLM HD	14.83	229,799,790	16.50%
2768 SOJITZ	14.51	926,823,530	16.70%
7211 MMC	13.52	1,288,834,950	14.52%
8410 SEVEN BK	12.21	722,977,740	17.86%
7167 MEBUKIFG	11.94	291,632,810	11.91%
8334 GUNMABK	9.54	140,325,160	12.85%
9501 TEPCOHD	9.50	1,483,628,230	14.22%
5803 FUJIKRA	9.21	470,090,430	15.88%
4902 KONICAM	9.15	1,642,573,480	13.79%

### Small & Others

Stock	PI (bps)	Turnover(JPY)	Share
8918 LAND	495.26	103,420,060	74.86%
8107 KIMRTAN	113.31	193,903,790	23.21%
6740 JDI	71.35	473,847,680	19.31%
8585 OR.CORP	33.15	270,586,390	20.15%
6632 JVCKW	17.79	106,794,260	14.54%
8848 LEOPC21	14.20	350,033,320	13.39%
7238 AKEBONO	13.63	109,636,810	14.13%
5912 OSJBHD	11.39	109,257,240	16.54%
8515 AIFUL	11.35	1,019,849,760	12.08%
8616 TT-FHD	10.40	126,819,310	12.51%

### Mothers

Stock	PI (bps)	Turnover(JPY)	Share
4056 NEURAL	54.85	1,613,912,600	2.81%
2370 MEDINET	32.17	442,623,730	20.61%
4883 MODALIS	27.96	444,803,950	0.60%
4564 OTS	21.08	142,506,310	14.19%
4057 INTERFAC	20.08	1,244,584,300	4.96%
4053 SUN AST	17.29	182,567,420	0.35%
4055 T&S	13.13	439,291,100	0.23%
4597 SOLASIA	12.97	157,084,290	14.39%
6579 LOGLY	10.58	153,351,450	3.27%
2586 FRUTA	9.81	112,847,350	6.57%

### JASDAQ

Stock	PI (bps)	Turnover(JPY)	Share
2315 CAICA	199.46	335,272,280	28.93%
6628 ONKYO	89.69	211,038,920	26.59%
5212 FUJIGLS	51.73	136,005,620	2.48%
9973 KOZOSUSI	42.69	324,220,150	24.48%
2134 SUNCAPTL	36.17	305,606,930	17.09%
3326 RUNSYSTEM	29.65	178,083,720	14.37%
7610 TAY TWO	20.91	867,980,090	15.07%
4347 BR-MEDIA	19.63	335,018,740	16.84%
3323 RECOMM	17.74	321,899,660	12.94%
4764 SAMURAI	14.70	131,557,020	18.62%

### Second Section

Stock	PI (bps)	Turnover(JPY)	Share
9318 ASIADVEVE	497.54	139,214,320	32.66%
1491 CHUGAIM	113.57	486,907,820	25.94%
7647 ONTSU	113.53	316,856,900	27.64%
8894 REVOLUTI	94.70	330,535,840	40.11%
3528 PROSPECT	92.71	216,579,360	27.21%
1757 CREA HD	33.25	239,743,800	21.59%
7625 DINING	15.37	248,233,990	3.69%
7831 WELLCOHD	12.82	163,660,670	5.20%
6366 CHIYODA	9.11	161,194,150	10.36%
3823 ACRODEA	7.84	201,047,670	7.32%

### ETFs & REITs

Stock	PI (bps)	Turnover(JPY)	Share
1699 NFOIL	38.27	1,031,460,136	22.52%
1615 NFBANKS	20.74	183,894,590	10.00%
1357 NFNKDOUB	5.41	32,092,461,896	13.88%
1367 DW TPX2X	4.25	115,398,242	8.38%
1671 WTI ETF	4.00	1,134,855,151	10.01%
3226 ACCOMMO	4.00	201,573,100	3.58%
3269 ADR	3.93	317,110,800	5.05%
8951 NBF	3.79	1,132,521,300	6.62%
2516 MOTERETF	3.79	135,836,291	4.94%
3227 MIDCITY	3.75	153,776,140	7.21%