

Market Report for the Week of August 31, 2020

Daily Averages

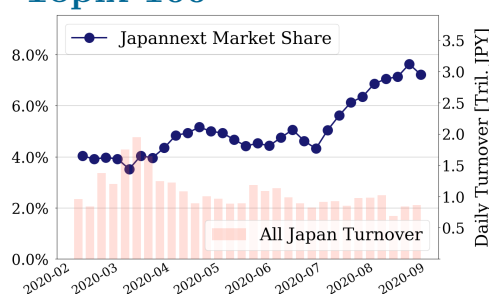
Universe	Turnover(JPY)	Volume	Share	PI (bps)	Symbols
All Market	175,477,520,844	116,049,373	7.32 %	2.92	3035
Topix100	62,297,692,818	19,273,040	7.21 %	0.60	100
Nikkei 225	65,103,899,272	35,951,920	7.15 %	1.91	225
TopixMid400	43,962,086,692	28,460,140	7.98 %	3.72	396
Small & Others	22,177,642,548	24,405,720	7.13 %	4.19	1526
Mothers & Jasdaq	18,778,730,300	18,781,180	5.47 %	6.40	638
ETFs & REITs	25,827,949,996	13,627,973	8.71 %	3.07	122

All Market
7.3 %

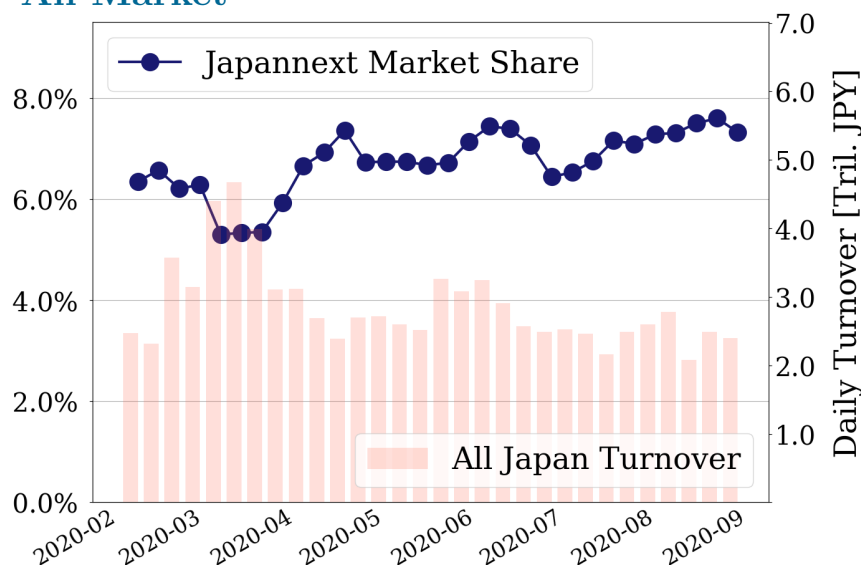
Topix 100
7.2 %

Nikkei 225
7.2 %

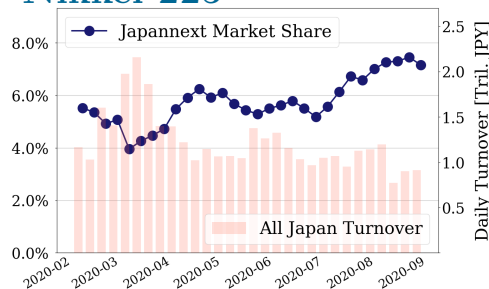
Topix 100



All Market



Nikkei 225



Top Stocks by Turnover

Stock	Turnover(JPY)	Share	PI (bps)
7974 NINTEND	59,143,888,100	11.17%	0.44
1570 NFNKLV	57,195,271,387	8.03%	1.68
9984 SOFTBNKG	39,602,899,230	9.63%	0.34
1357 NFNKDOUB	30,220,902,419	15.07%	5.63
2413 M3	13,208,778,300	13.77%	4.50

Top Stocks by Market Share

Stock	Turnover(JPY)	Share	PI (bps)
6659 MEDIALNK	249,164,370	46.50%	9.85
4779 SOFTBRN	1,355,615,690	45.12%	4.64
1491 CHUGAIM	353,150,280	39.89%	122.24
8894 REVOLUTI	164,489,690	36.94%	93.83
6628 ONKYO	119,945,060	33.18%	94.89

Top Stocks by Price Improvement

Stock	Turnover(JPY)	Share	PI (bps)
9318 ASIADVEVE	142,244,260	20.38%	675.16
2315 CAICA	255,806,330	29.91%	216.08
1491 CHUGAIM	353,150,280	39.89%	122.24
7647 ONTSU	157,326,280	21.84%	100.11
6628 ONKYO	119,945,060	33.18%	94.89

Top Stocks by Savings

Stock	Turnover(JPY)	Share	Savings
1357 NFNKDOUB	30,220,902,419	15.07%	12,067,370
1570 NFNKLV	57,195,271,387	8.03%	7,264,942
9318 ASIADVEVE	142,244,260	20.38%	5,497,730
2413 M3	13,208,778,300	13.77%	5,320,700
2315 CAICA	255,806,330	29.91%	4,261,030

- ▶ Analysis is based on Japannext and Thomson Reuters data. Small & Others = First Section - TPX500.
- ▶ All Japan Turnover = Japannext (J+X+U+N) + TSE (excl. Tostnet) + Chi-X (excl. Chi-Match, Chi-Select).
Market Share = Japannext turnover / All Japan Turnover.
- ▶ Opening and Closing auction trades on the TSE are excluded from calculations.
- ▶ Price Improvement (PI) and Savings (PI*volume) are calculated by comparing the execution price against the primary market's best bid for each sell or best offer for each buy at the point of execution from the taker's perspective. Reported PI is a value-weighted average. Names with weekly traded value less than 100,000,000 JPY are excluded from the rankings tables.

Top 10 Stocks by Turnover

Topix 100

Stock	Turnover(JPY)	Share	PI (bps)
7974 NINTEND	59,143,888,100	11.17%	0.44
9984 SOFTBNKG	39,602,899,230	9.63%	0.34
9983 FASTRET	13,098,111,720	8.68%	0.44
9433 KDDI	11,822,813,540	9.36%	0.73
8035 TKOELCN	10,040,925,220	9.10%	0.23
8058 MITBISI	9,232,603,920	6.61%	0.59
6758 SONY	8,791,907,310	6.27%	0.45
8316 SMFG	7,261,066,110	9.18%	0.86
9434 SOFTBANK	7,189,959,260	8.03%	1.02
6861 KEYENCE	6,334,790,620	9.95%	0.31

Nikkei 225

Stock	Turnover(JPY)	Share	PI (bps)
9984 SOFTBNKG	39,602,899,230	9.63%	0.34
2413 M3	13,208,778,300	13.77%	4.50
9983 FASTRET	13,098,111,720	8.68%	0.44
9433 KDDI	11,822,813,540	9.36%	0.73
8035 TKOELCN	10,040,925,220	9.10%	0.23
8058 MITBISI	9,232,603,920	6.61%	0.59
6758 SONY	8,791,907,310	6.27%	0.45
8316 SMFG	7,261,066,110	9.18%	0.86
4689 ZHD	6,920,258,290	9.80%	4.52
7203 TOYOTA	5,785,532,320	5.75%	0.49

Topix Mid400

Stock	Turnover(JPY)	Share	PI (bps)
2413 M3	13,208,778,300	13.77%	4.50
6920 LASRTEC	8,289,956,100	12.12%	3.12
4689 ZHD	6,920,258,290	9.80%	4.52
6857 ADVNTST	5,719,728,850	11.36%	5.38
4755 RAKUTEN	5,649,163,540	14.12%	3.17
3038 KOBE BSN	5,508,178,800	14.31%	4.20
6701 NEC	3,603,999,100	12.96%	4.33
6723 RENESAS	3,108,021,130	12.88%	4.17
9684 SQENIXHD	3,067,490,300	13.88%	3.66
3436 SUMCO	2,444,348,000	8.03%	1.71

Small & Others

Stock	Turnover(JPY)	Share	PI (bps)
3962 CHANGE	7,727,729,500	11.80%	3.18
3681 V-CUBE	3,020,519,660	5.88%	1.59
9424 JPN-COMM	2,895,939,030	9.04%	11.58
3915 TERRASKY	1,689,016,800	8.25%	3.33
3031 RACCOONH	1,658,620,180	14.57%	2.28
6541 GRACETEC	1,610,392,350	10.29%	4.35
3788 GMOGSHD	1,604,574,500	9.31%	2.93
4779 SOFTBRN	1,355,615,690	45.12%	4.64
3667 ENISH	1,204,360,600	11.71%	2.75
8515 AIFUL	1,182,776,180	11.41%	10.70

Mothers

Stock	Turnover(JPY)	Share	PI (bps)
4477 BASE	7,231,161,800	8.38%	2.49
4385 MERCARI	4,818,705,100	9.50%	4.07
4393 BOI	3,831,775,500	5.87%	5.69
4488 AIINSIDE	2,835,995,000	8.81%	3.82
3689 IGNIS	2,586,325,240	8.72%	2.91
4479 MAKUAKE	2,202,411,300	8.18%	2.24
3558 LOCONDO	2,163,318,600	13.60%	3.60
2160 GNI	2,100,572,230	6.38%	1.16
3998 SURALANT	2,082,934,100	9.96%	4.61
4563 ANGES	1,767,693,600	8.91%	1.71

JASDAQ

Stock	Turnover(JPY)	Share	PI (bps)
3760 CAVE	2,898,948,260	11.10%	1.95
7564 WORKMAN	2,540,976,900	11.32%	2.36
2484 DEMAECAN	1,813,061,330	5.74%	1.17
3776 BB-TOWER	1,636,406,460	10.05%	6.69
2702 MCDNALD	1,430,293,100	16.64%	5.00
2191 TELLA	993,520,140	14.33%	1.88
9425 NPN-TEL	587,892,150	5.71%	12.10
4772 STREAM M	457,365,280	10.83%	6.80
6599 EBRAINS	440,047,900	3.62%	3.60
2782 SERIA	438,163,950	8.10%	2.86

Second Section

Stock	Turnover(JPY)	Share	PI (bps)
6502 TOSHIBA	4,293,044,300	8.11%	4.20
3747 INTERTRD	827,327,860	11.03%	4.00
2929 PHARMA F	634,641,270	9.50%	2.24
6778 ARTIZA	632,338,810	9.30%	1.59
3111 OMIKENS	420,123,830	5.59%	8.48
1757 CREA HD	404,285,400	17.79%	33.65
1491 CHUGAIM	353,150,280	39.89%	122.24
6955 FDK	270,341,390	6.35%	3.01
3633 GMOPEPA	260,673,700	10.95%	2.88
6670 MCJ	194,682,530	8.26%	2.67

ETFs & REITs

Stock	Turnover(JPY)	Share	PI (bps)
1570 NFNKLV	57,195,271,387	8.03%	1.68
1357 NFNKDOUB	30,220,902,419	15.07%	5.63
1360 NKBEAR-2	7,322,653,514	21.16%	1.55
1459 RK 225DI	5,276,945,713	25.76%	1.21
1579 225 BULL	4,456,962,340	8.02%	1.40
1458 RK 225LV	3,180,909,639	17.46%	3.28
1671 WTI ETF	1,646,391,302	13.18%	3.32
1552 VIXSHORT	1,416,467,133	8.04%	2.04
1699 NFOIL	1,330,390,575	26.89%	40.76
1321 NFNK225	1,152,551,947	4.83%	0.85

Top 10 Stocks by Market Share

Topix 100

Stock	Share	Turnover(JPY)	PI (bps)
7974 NINTEND	11.17%	59,143,888,100	0.44
9201 JAL	10.97%	3,604,673,730	0.90
9021 JR WEST	10.77%	3,067,830,270	0.60
9020 JR EAST	9.97%	4,146,360,160	0.48
6861 KEYENCE	9.95%	6,334,790,620	0.31
9984 SOFTBNGK	9.63%	39,602,899,230	0.34
8591 ORIX	9.42%	2,655,198,500	1.06
9022 JR CENT	9.36%	3,385,480,820	0.56
9433 KDDI	9.36%	11,822,813,540	0.73
8316 SMFG	9.18%	7,261,066,110	0.86

Nikkei 225

Stock	Share	Turnover(JPY)	PI (bps)
6472 NTN	16.37%	408,098,420	16.49
7211 MMC	16.23%	1,531,980,750	13.28
7951 YAMAHA	15.36%	1,089,539,000	5.28
9412 SKYPER J	14.94%	594,255,310	4.93
9501 TEPCOHD	14.29%	1,080,174,420	10.06
5703 NLM HD	14.22%	331,215,610	19.41
7004 HIT-ZOS	14.14%	140,090,900	7.04
4755 RAKUTEN	14.12%	5,649,163,540	3.17
3289 TOKYUFHD	13.97%	1,166,375,140	6.49
8331 CHIBABK	13.78%	671,568,430	4.68

Topix Mid400

Stock	Share	Turnover(JPY)	PI (bps)
8334 GUNMABK	17.55%	189,341,310	9.07
3938 LINE	16.97%	1,662,672,400	7.38
6472 NTN	16.37%	408,098,420	16.49
7211 MMC	16.23%	1,531,980,750	13.28
1821 MS-CON	16.13%	174,330,780	5.92
8410 SEVEN BK	15.59%	691,525,580	12.17
7951 YAMAHA	15.36%	1,089,539,000	5.28
3038 KOBE BSN	14.31%	5,508,178,800	4.20
9501 TEPCOHD	14.29%	1,080,174,420	10.06
5703 NLM HD	14.22%	331,215,610	19.41

Small & Others

Stock	Share	Turnover(JPY)	PI (bps)
4779 SOFTBRN	45.12%	1,355,615,690	4.64
5912 OSJBHD	18.06%	119,464,630	10.97
8585 OR.CORP	17.50%	263,116,670	29.46
2337 ICHIGO	17.20%	246,629,100	9.95
7238 AKEBONO	15.35%	147,679,570	15.39
6740 JDI	15.34%	281,652,290	64.65
8848 LEOPC21	14.94%	251,914,850	14.32
9412 SKYPER J	14.94%	594,255,310	4.93
6951 JEOL	14.91%	244,526,300	4.92
3031 RACCOONH	14.57%	1,658,620,180	2.28

Mothers

Stock	Share	Turnover(JPY)	PI (bps)
2370 MEDINET	17.32%	492,471,840	27.75
4591 RIBOMIC	15.77%	544,051,070	4.87
3911 AIMING	14.51%	1,739,008,280	3.47
3558 LOCONDO	13.60%	2,163,318,600	3.60
4597 SOLASIA	13.19%	107,908,260	12.28
3646 EKITAN	12.35%	135,805,280	3.45
4381 BPLATS	12.20%	241,745,380	7.92
7779 CYBRDYNE	12.02%	506,624,710	5.07
4424 AMAZIA	11.27%	268,117,550	3.31
3542 VEGA	11.00%	1,673,002,550	3.64

JASDAQ

Stock	Share	Turnover(JPY)	PI (bps)
6659 MEDIALNK	46.50%	249,164,370	9.85
6628 ONKYO	33.18%	119,945,060	94.89
2315 CAICA	29.91%	255,806,330	216.08
9973 KOZOSUSI	29.45%	216,721,090	47.95
7610 TAY TWO	18.29%	389,816,500	22.36
2702 MCDNALD	16.64%	1,430,293,100	5.00
8256 MARUMIT	14.35%	392,173,140	6.26
2191 TELLA	14.33%	993,520,140	1.88
7777 3DMATRIX	13.86%	105,872,660	6.41
4582 SYMBIO	13.72%	124,630,870	5.56

Second Section

Stock	Share	Turnover(JPY)	PI (bps)
1491 CHUGAIM	39.89%	353,150,280	122.24
8894 REVOLUTI	36.94%	164,489,690	93.83
3528 PROSPECT	30.93%	114,478,580	83.74
7647 ONTSU	21.84%	157,326,280	100.11
9318 ASIADAVE	20.38%	142,244,260	675.16
1757 CREA HD	17.79%	404,285,400	33.65
3747 INTERTRD	11.03%	827,327,860	4.00
3633 GMOPEPA	10.95%	260,673,700	2.88
3823 ACRODEA	10.26%	118,418,340	8.91
6366 CHIYODA	9.99%	128,029,260	7.78

ETFs & REITs

Stock	Share	Turnover(JPY)	PI (bps)
1699 NFOIL	26.89%	1,330,390,575	40.76
1459 RK 225DI	25.76%	5,276,945,713	1.21
1360 NKBEAR-2	21.16%	7,322,653,514	1.55
1365 DW 225LV	20.60%	882,893,264	2.35
1458 RK 225LV	17.46%	3,180,909,639	3.28
1356 TPXBEAR2	16.93%	468,239,068	2.10
1357 NFNKDOUB	15.07%	30,220,902,419	5.63
1540 JPP GLD	14.31%	764,533,669	3.90
1366 DW 225DI	13.93%	540,824,565	1.79
1671 WTI ETF	13.18%	1,646,391,302	3.32

Top 10 Stocks by PI

Topix 100

Stock	PI (bps)	Turnover(JPY)	Share
8411 MIZUHO	7.02	1,763,155,230	3.67%
8308 RESONA	2.80	436,996,970	2.84%
7201 NISSAN	2.51	1,668,783,970	5.80%
5020 ENEOS	2.45	590,207,100	3.02%
8306 MUFG	2.30	4,093,639,360	4.73%
3402 TORAY	2.26	288,839,870	3.52%
8601 DAIWASG	2.23	186,627,690	3.51%
8002 MARBENI	2.15	1,849,995,920	4.68%
1605 INPEX	2.01	637,491,230	3.64%
8604 NOMRAHD	2.00	144,148,100	0.82%

Nikkei 225

Stock	PI (bps)	Turnover(JPY)	Share
5703 NLM HD	19.41	331,215,610	14.22%
6472 NTN	16.49	408,098,420	16.37%
2768 SOJITZ	14.16	1,342,273,660	13.60%
7211 MMC	13.28	1,531,980,750	16.23%
9501 TEPCOHD	10.06	1,080,174,420	14.29%
5803 FUJIKRA	9.87	279,432,820	12.42%
4005 SMICHEM	9.18	1,585,687,860	11.71%
4902 KONICAM	8.97	1,224,449,480	12.96%
7762 CITIZEN	8.95	559,577,280	11.59%
7186 CONCRDIA	7.46	559,306,210	11.89%

Topix Mid400

Stock	PI (bps)	Turnover(JPY)	Share
5703 NLM HD	19.41	331,215,610	14.22%
6472 NTN	16.49	408,098,420	16.37%
2768 SOJITZ	14.16	1,342,273,660	13.60%
7211 MMC	13.28	1,531,980,750	16.23%
7167 MEBUKIFG	12.83	371,174,810	14.20%
8410 SEVEN BK	12.17	691,525,580	15.59%
9501 TEPCOHD	10.06	1,080,174,420	14.29%
5803 FUJIKRA	9.87	279,432,820	12.42%
4005 SMICHEM	9.18	1,585,687,860	11.71%
8334 GUNMABK	9.07	189,341,310	17.55%

Small & Others

Stock	PI (bps)	Turnover(JPY)	Share
6740 JDI	64.65	281,652,290	15.34%
8585 OR.CORP	29.46	263,116,670	17.50%
7238 AKEBONO	15.39	147,679,570	15.35%
8848 LEOPC21	14.32	251,914,850	14.94%
8714 SENSUIK	14.02	141,752,470	14.45%
5563 NP-DENK	13.43	149,104,210	10.34%
9424 JPN-COMM	11.58	2,895,939,030	9.04%
8338 TSUKUBAB	11.41	388,364,370	5.42%
8550 TOTIGBK	11.37	244,098,520	6.49%
5912 OSJBHD	10.97	119,464,630	18.06%

Mothers

Stock	PI (bps)	Turnover(JPY)	Share
2370 MEDINET	27.75	492,471,840	17.32%
4053 SUN AST	25.19	959,382,710	0.74%
4564 OTS	17.10	440,159,300	10.26%
4057 INTERFAC	14.07	1,171,062,000	1.38%
4056 NEURAL	13.99	605,340,100	0.49%
4597 SOLASIA	12.28	107,908,260	13.19%
7689 COPA	10.35	389,275,900	5.70%
4381 BPLATS	7.92	241,745,380	12.20%
3727 APLIX	6.07	163,505,180	6.58%
4571 NANOCARI	5.81	306,377,340	10.49%

JASDAQ

Stock	PI (bps)	Turnover(JPY)	Share
2315 CAICA	216.08	255,806,330	29.91%
6628 ONKYO	94.89	119,945,060	33.18%
9973 KOZOSUSI	47.95	216,721,090	29.45%
4347 BR-MEDIA	24.40	244,781,110	12.72%
7610 TAY TWO	22.36	389,816,500	18.29%
3323 RECOMM	16.95	116,469,140	13.12%
4764 SAMURAI	14.73	280,311,540	10.24%
9425 NPN-TEL	12.10	587,892,150	5.71%
7836 AVIX	11.35	303,748,170	7.18%
3845 I-FREEK	10.29	252,592,910	5.92%

Second Section

Stock	PI (bps)	Turnover(JPY)	Share
9318 ASIADAVE	675.16	142,244,260	20.38%
1491 CHUGAIM	122.24	353,150,280	39.89%
7647 ONTSU	100.11	157,326,280	21.84%
8894 REVOLUTI	93.83	164,489,690	36.94%
3528 PROSPECT	83.74	114,478,580	30.93%
1757 CREA HD	33.65	404,285,400	17.79%
3823 ACRODEA	8.91	118,418,340	10.26%
3111 OMIKENS	8.48	420,123,830	5.59%
6366 CHIYODA	7.78	128,029,260	9.99%
4481 BASE	5.47	131,346,400	4.50%

ETFs & REITs

Stock	PI (bps)	Turnover(JPY)	Share
1699 NFOIL	40.76	1,330,390,575	26.89%
1615 NFBANKS	24.50	110,860,220	9.50%
1357 NFNKDOUB	5.63	30,220,902,419	15.07%
3471 MITSUILP	4.67	134,520,400	5.35%
8963 INV	4.53	554,758,765	7.18%
3279 API	4.01	163,685,200	5.14%
1540 JPP GLD	3.90	764,533,669	14.31%
8952 JRE	3.69	585,801,000	4.95%
8976 DAIWAOF	3.63	146,538,500	3.68%
3269 ADR	3.53	332,351,650	5.99%