

Market Report for the Week of September 07, 2020

Daily Averages

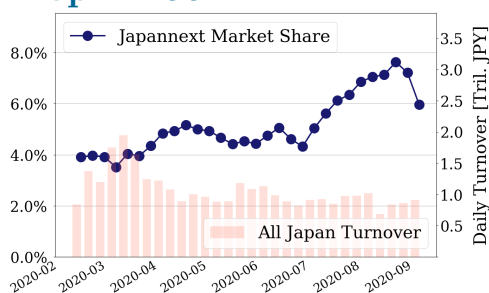
Universe	Turnover(JPY)	Volume	Share	PI (bps)	Symbols
All Market	164,299,434,457	113,498,032	6.94 %	2.98	3057
Topix100	54,564,045,746	16,186,100	5.96 %	0.58	100
Nikkei 225	64,189,761,276	34,541,580	6.40 %	1.90	225
TopixMid400	46,691,530,998	31,020,440	8.07 %	3.70	396
Small & Others	22,312,393,050	23,834,380	6.96 %	3.92	1549
Mothers & Jasdaq	15,891,976,956	19,740,420	6.49 %	6.82	642
ETFs & REITs	21,863,181,075	12,675,312	8.22 %	3.50	120

All Market
6.9 %

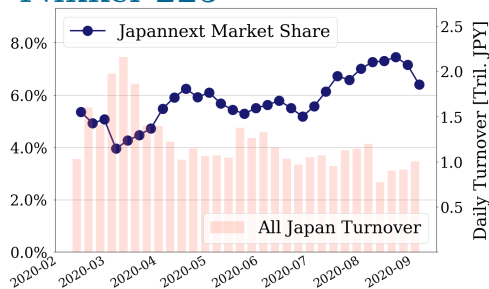
Topix 100
6.0 %

Nikkei 225
6.4 %

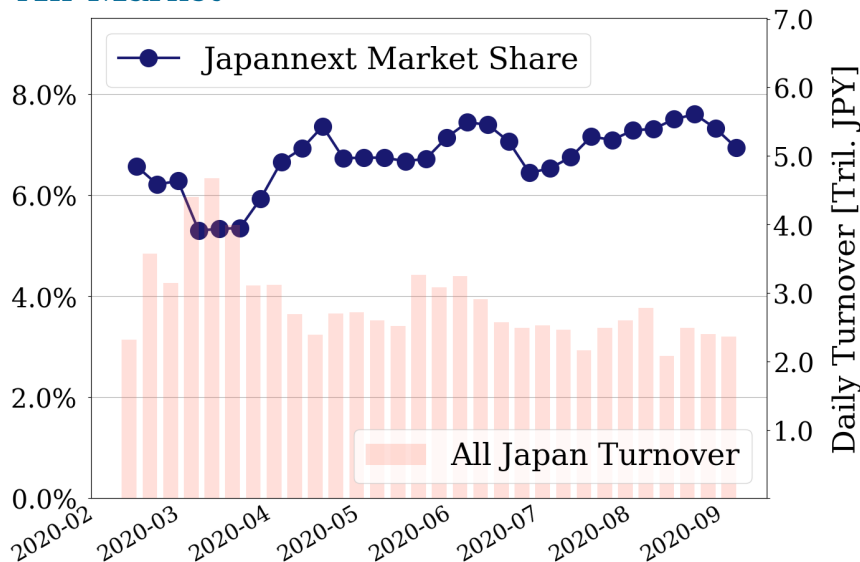
Topix 100



Nikkei 225



All Market



Top Stocks by Turnover

Stock	Turnover(JPY)	Share	PI (bps)
9984 SOFTBNKG	67,976,531,680	8.21%	0.41
1570 NFNKLV	47,160,735,657	7.37%	1.73
7974 NINTEND	36,590,918,400	9.32%	0.51
1357 NFNKDOUB	25,026,409,413	15.81%	5.85
2413 M3	11,615,882,500	12.62%	4.19

Top Stocks by Market Share

Stock	Turnover(JPY)	Share	PI (bps)
4779 SOFTBRN	789,804,990	37.02%	3.94
8894 REVOLUTI	180,318,110	36.50%	100.54
7647 ONTSU	128,712,500	32.04%	121.00
1491 CHUGAIM	254,339,400	31.93%	142.97
2315 CAICA	291,051,050	28.17%	220.73

Top Stocks by Price Improvement

Stock	Turnover(JPY)	Share	PI (bps)
2315 CAICA	291,051,050	28.17%	220.73
1491 CHUGAIM	254,339,400	31.93%	142.97
7647 ONTSU	128,712,500	32.04%	121.00
3528 PROSPECT	123,059,710	26.98%	113.34
8894 REVOLUTI	180,318,110	36.50%	100.54

Top Stocks by Savings

Stock	Turnover(JPY)	Share	Savings
1357 NFNKDOUB	25,026,409,413	15.81%	10,894,802
1570 NFNKLV	47,160,735,657	7.37%	6,154,725
1699 NFOIL	1,629,661,712	27.58%	5,811,254
2315 CAICA	291,051,050	28.17%	4,911,100
2413 M3	11,615,882,500	12.62%	4,208,300

- ▶ Analysis is based on Japannext and Thomson Reuters data. Small & Others = First Section - TPX500.
- ▶ All Japan Turnover = Japannext (J+X+U+N) + TSE (excl. Tostnet) + Chi-X (excl. Chi-Match, Chi-Select).
Market Share = Japannext turnover / All Japan Turnover.
- ▶ Opening and Closing auction trades on the TSE are excluded from calculations.
- ▶ Price Improvement (PI) and Savings (PI*volume) are calculated by comparing the execution price against the primary market's best bid for each sell or best offer for each buy at the point of execution from the taker's perspective. Reported PI is a value-weighted average. Names with weekly traded value less than 100,000,000 JPY are excluded from the rankings tables.

Top 10 Stocks by Turnover

Topix 100

Stock	Turnover(JPY)	Share	PI (bps)
9984 SOFTBNKG	67,976,531,680	8.21%	0.41
7974 NINTEND	36,590,918,400	9.32%	0.51
8035 TKOELCN	10,866,280,270	8.29%	0.30
9983 FASTRET	10,530,760,840	8.95%	0.39
8316 SMFG	6,584,719,490	6.88%	0.87
6954 FANUC	6,561,544,700	7.16%	0.35
6758 SONY	6,366,315,610	4.30%	0.40
6861 KEYENCE	5,331,272,060	7.75%	0.27
9434 SOFTBANK	4,880,070,310	6.66%	1.03
9433 KDDI	4,489,511,300	6.22%	0.57

Nikkei 225

Stock	Turnover(JPY)	Share	PI (bps)
9984 SOFTBNKG	67,976,531,680	8.21%	0.41
2413 M3	11,615,882,500	12.62%	4.19
8035 TKOELCN	10,866,280,270	8.29%	0.30
9983 FASTRET	10,530,760,840	8.95%	0.39
4755 RAKUTEN	9,741,844,610	10.93%	2.67
8316 SMFG	6,584,719,490	6.88%	0.87
6954 FANUC	6,561,544,700	7.16%	0.35
4689 ZHD	6,497,365,590	9.02%	4.39
6758 SONY	6,366,315,610	4.30%	0.40
6857 ADVNTST	5,015,073,350	9.74%	4.25

Topix Mid400

Stock	Turnover(JPY)	Share	PI (bps)
2413 M3	11,615,882,500	12.62%	4.19
4755 RAKUTEN	9,741,844,610	10.93%	2.67
6920 LASRTEC	7,411,220,900	11.34%	3.19
3038 KOBE BSN	7,168,424,500	14.72%	4.73
4689 ZHD	6,497,365,590	9.02%	4.39
6723 RENESAS	5,093,547,240	13.95%	3.79
6857 ADVNTST	5,015,073,350	9.74%	4.25
9684 SQENIXHD	3,784,664,100	13.93%	4.51
6701 NEC	3,462,475,400	9.63%	4.37
6506 YASKAWA	2,584,011,150	10.00%	3.67

Small & Others

Stock	Turnover(JPY)	Share	PI (bps)
3962 CHANGE	8,278,299,400	12.23%	3.09
3031 RACCOONH	4,895,194,700	7.16%	1.91
9424 JPN-COMM	1,994,338,930	8.85%	9.79
9603 H.I.S.	1,894,012,590	8.98%	1.45
3681 V-CUBE	1,748,034,890	8.40%	2.06
3667 ENISH	1,611,217,480	11.67%	3.63
5337 DANTO HD	1,450,041,460	9.35%	6.65
4776 CYBOZU	1,107,839,030	13.36%	3.83
8515 AIFUL	1,097,793,650	9.82%	10.25
3903 GUMI	1,061,228,560	7.75%	2.49

Mothers

Stock	Turnover(JPY)	Share	PI (bps)
4477 BASE	4,520,325,900	10.47%	2.59
4385 MERCARI	2,879,065,100	8.04%	2.42
3689 IGNIS	2,591,503,330	6.78%	1.25
4563 ANGES	2,262,560,400	8.12%	1.56
3911 AIMING	2,184,038,280	14.94%	3.62
6095 MEDPEER	2,125,416,750	9.00%	3.11
4479 MAKUAKE	2,019,276,200	10.62%	2.74
4488 AIINSIDE	1,912,570,500	9.54%	2.43
4480 MEDLEY	1,711,387,700	8.49%	4.11
3558 LOCONDO	1,706,482,550	14.13%	3.85

JASDAQ

Stock	Turnover(JPY)	Share	PI (bps)
6659 MEDIALNK	3,596,220,030	6.35%	4.06
2191 TELLA	2,148,179,060	10.99%	2.03
2702 MCDNALD	1,686,477,400	17.51%	5.15
7564 WORKMAN	1,534,755,600	12.29%	2.67
3776 BB-TOWER	1,083,681,130	15.12%	7.13
3760 CAVE	739,144,620	9.07%	2.16
6757 OSGCORP	709,408,770	8.95%	3.78
2782 SERIA	708,495,550	10.00%	3.05
6599 EBRAINS	482,497,700	7.28%	3.71
3323 RECOMM	472,757,850	11.11%	16.20

Second Section

Stock	Turnover(JPY)	Share	PI (bps)
2929 PHARMA F	5,036,539,170	9.88%	2.13
6502 TOSHIBA	2,399,171,010	8.98%	4.70
3747 INTERTRD	730,165,530	3.98%	4.08
2345 KUSHIM	597,493,940	17.03%	2.08
3071 STREAM	376,750,490	9.68%	12.25
6778 ARTIZA	302,807,610	5.92%	2.59
1491 CHUGAIM	254,339,400	31.93%	142.97
6670 MCJ	236,399,900	8.80%	2.79
2375 GIGWORKS	226,076,250	8.89%	2.13
3663 ARTSPARK	204,507,160	6.20%	1.88

ETFs & REITs

Stock	Turnover(JPY)	Share	PI (bps)
1570 NFNKLV	47,160,735,657	7.37%	1.73
1357 NFNKDOUB	25,026,409,413	15.81%	5.85
1360 NKBEAR-2	5,802,646,352	15.44%	1.43
1579 225 BULL	4,072,525,220	9.84%	1.44
1459 RK 225DI	4,018,179,826	21.60%	1.18
1458 RK 225LV	2,380,440,233	14.65%	3.46
1671 WTI ETF	2,287,929,001	16.74%	3.70
1699 NFOIL	1,629,661,712	27.58%	45.71
1552 VIXSHORT	1,335,505,869	8.77%	1.90
1321 NFNK225	966,674,909	3.80%	0.87

Top 10 Stocks by Market Share

Topix 100

Stock	Share	Turnover(JPY)	PI (bps)
9021 JR WEST	10.52%	2,342,689,930	0.54
9022 JR CENT	9.88%	4,412,531,270	0.32
7974 NINTEND	9.32%	36,590,918,400	0.51
9983 FASTRET	8.95%	10,530,760,840	0.39
8035 TKOELCN	8.29%	10,866,280,270	0.30
9020 JR EAST	8.26%	3,934,344,110	0.46
9984 SOFTBNKG	8.21%	67,976,531,680	0.41
9201 JAL	7.78%	3,736,118,510	0.91
6861 KEYENCE	7.75%	5,331,272,060	0.27
8591 ORIX	7.26%	2,636,564,390	1.05

Nikkei 225

Stock	Share	Turnover(JPY)	PI (bps)
5703 NLM HD	20.24%	249,855,140	18.18
7211 MMC	16.88%	1,208,858,750	14.25
9501 TEPCOHD	16.71%	1,208,765,540	10.86
7762 CITIZEN	16.70%	540,248,330	10.44
2768 SOJITZ	16.52%	1,022,108,110	15.54
6472 NTN	16.32%	824,428,290	15.29
5803 FUJIKRA	15.49%	394,804,280	10.29
4005 SMICHEM	15.20%	2,089,384,870	9.59
7186 CONCRDIA	14.87%	740,484,900	7.84
3861 OJI HD	14.55%	631,923,040	5.72

Topix Mid400

Stock	Share	Turnover(JPY)	PI (bps)
3938 LINE	23.24%	2,506,289,800	7.95
8410 SEVEN BK	20.94%	794,828,690	13.07
5703 NLM HD	20.24%	249,855,140	18.18
8334 GUNMABK	16.99%	196,800,290	8.46
7211 MMC	16.88%	1,208,858,750	14.25
9501 TEPCOHD	16.71%	1,208,765,540	10.86
7762 CITIZEN	16.70%	540,248,330	10.44
2768 SOJITZ	16.52%	1,022,108,110	15.54
9831 YAMDADK	16.39%	1,112,338,060	5.18
6472 NTN	16.32%	824,428,290	15.29

Small & Others

Stock	Share	Turnover(JPY)	PI (bps)
4779 SOFTBRN	37.02%	789,804,990	3.94
8585 OR.CORP	25.37%	314,394,930	33.76
3194 KIRINDOH	18.89%	735,453,610	4.28
2337 ICHIGO	17.61%	252,697,000	9.81
6632 JVCKW	16.12%	188,910,190	18.20
6740 JDI	15.82%	193,560,850	63.86
8698 MONEX G	15.27%	374,567,740	9.35
8524 NORTHPBK	15.21%	156,333,840	11.16
4321 KENEDIX	14.75%	826,447,070	4.79
8848 LEOPC21	14.05%	319,048,320	14.53

Mothers

Stock	Share	Turnover(JPY)	PI (bps)
4597 SOLASIA	18.21%	143,672,390	13.25
2370 MEDINET	17.94%	307,900,080	32.54
4591 RIBOMIC	16.35%	409,067,960	5.74
3911 AIMING	14.94%	2,184,038,280	3.62
3558 LOCONDO	14.13%	1,706,482,550	3.85
7095 MACBEEP	13.90%	603,459,600	2.94
4571 NANOCARI	13.80%	624,953,150	5.90
3995 SKIYAKI	11.71%	277,418,210	3.49
4493 CYBERSEC	11.14%	373,137,200	4.66
4479 MAKUAKE	10.62%	2,019,276,200	2.74

JASDAQ

Stock	Share	Turnover(JPY)	PI (bps)
2315 CAICA	28.17%	291,051,050	220.73
9876 COX	22.22%	192,978,620	7.88
9973 KOZOSUSI	20.05%	380,676,990	51.16
7610 TAY TWO	17.73%	396,719,360	25.02
2702 MCDNALD	17.51%	1,686,477,400	5.15
3776 BB-TOWER	15.12%	1,083,681,130	7.13
4347 BR-MEDIA	13.38%	110,577,710	24.30
4293 SEPTENHD	12.38%	411,064,470	7.55
7564 WORKMAN	12.29%	1,534,755,600	2.67
4772 STREAM M	12.07%	124,484,460	8.42

Second Section

Stock	Share	Turnover(JPY)	PI (bps)
8894 REVOLUTI	36.50%	180,318,110	100.54
7647 ONTSU	32.04%	128,712,500	121.00
1491 CHUGAIM	31.93%	254,339,400	142.97
3528 PROSPECT	26.98%	123,059,710	113.34
2345 KUSHIM	17.03%	597,493,940	2.08
1757 CREA HD	15.44%	179,466,620	33.89
3409 KNH-SPN	12.66%	127,687,610	3.34
6366 CHIYODA	12.31%	142,416,780	10.70
7703 KAWASMI	9.97%	111,714,350	0.83
2929 PHARMA F	9.88%	5,036,539,170	2.13

ETFs & REITs

Stock	Share	Turnover(JPY)	PI (bps)
1699 NFOIL	27.58%	1,629,661,712	45.71
1459 RK 225DI	21.60%	4,018,179,826	1.18
1540 JPP GLD	17.30%	447,131,408	3.89
1671 WTI ETF	16.74%	2,287,929,001	3.70
1357 NFNKDOUB	15.81%	25,026,409,413	5.85
1365 DW 225LV	15.66%	648,124,850	2.07
1360 NKBEAR-2	15.44%	5,802,646,352	1.43
1458 RK 225LV	14.65%	2,380,440,233	3.46
1579 225 BULL	9.84%	4,072,525,220	1.44
1366 DW 225DI	9.77%	399,765,536	1.68

Top 10 Stocks by PI

Topix 100

Stock	PI (bps)	Turnover(JPY)	Share
8411 MIZUHO	7.08	1,740,759,920	3.34%
8308 RESONA	2.73	386,324,190	2.34%
7201 NISSAN	2.61	1,357,422,410	4.80%
5020 ENEOS	2.60	560,937,810	2.86%
8306 MUFG	2.32	2,961,931,510	3.28%
8601 DAIWASG	2.30	155,680,860	3.08%
3402 TORAY	2.29	276,842,480	2.64%
4188 MTBCM HD	2.11	315,419,830	2.39%
1605 INPEX	1.90	544,145,540	3.50%
8604 NOMRAHD	1.90	141,345,870	0.81%

Nikkei 225

Stock	PI (bps)	Turnover(JPY)	Share
5703 NLM HD	18.18	249,855,140	20.24%
2768 SOJITZ	15.54	1,022,108,110	16.52%
6472 NTN	15.29	824,428,290	16.32%
7211 MMC	14.25	1,208,858,750	16.88%
9501 TEPCOHD	10.86	1,208,765,540	16.71%
7762 CITIZEN	10.44	540,248,330	16.70%
4902 KONICAM	10.34	1,218,996,860	14.19%
5803 FUJIKRA	10.29	394,804,280	15.49%
4005 SMICHEM	9.59	2,089,384,870	15.20%
7186 CONCRDIA	7.84	740,484,900	14.87%

Topix Mid400

Stock	PI (bps)	Turnover(JPY)	Share
5703 NLM HD	18.18	249,855,140	20.24%
2768 SOJITZ	15.54	1,022,108,110	16.52%
6472 NTN	15.29	824,428,290	16.32%
7211 MMC	14.25	1,208,858,750	16.88%
8410 SEVEN BK	13.07	794,828,690	20.94%
7167 MEBUKIFG	12.64	456,193,200	12.39%
9501 TEPCOHD	10.86	1,208,765,540	16.71%
7762 CITIZEN	10.44	540,248,330	16.70%
4902 KONICAM	10.34	1,218,996,860	14.19%
5803 FUJIKRA	10.29	394,804,280	15.49%

Small & Others

Stock	PI (bps)	Turnover(JPY)	Share
6740 JDI	63.86	193,560,850	15.82%
8585 OR.CORP	33.76	314,394,930	25.37%
6632 JVCKW	18.20	188,910,190	16.12%
8714 SENSUIK	16.80	137,086,260	12.44%
8848 LEOPC21	14.53	319,048,320	14.05%
5563 NP-DENK	12.37	142,459,690	13.84%
8524 NORTHPBK	11.16	156,333,840	15.21%
8550 TOTIGBK	10.97	171,961,210	8.70%
8616 TT-FHD	10.91	140,332,890	12.18%
8515 AIFUL	10.25	1,097,793,650	9.82%

Mothers

Stock	PI (bps)	Turnover(JPY)	Share
4055 T&S	37.23	106,306,000	0.37%
2370 MEDINET	32.54	307,900,080	17.94%
4564 OTS	17.10	221,315,020	10.08%
4057 INTERFAC	15.58	169,418,500	0.71%
4597 SOLASIA	13.25	143,672,390	18.21%
6579 LOGLY	9.91	124,733,850	2.90%
4056 NEURAL	9.58	154,825,200	0.34%
6181 PARTNERA	9.26	145,518,700	2.88%
3727 APLIX	7.85	103,372,970	5.38%
4053 SUN AST	7.48	257,904,640	0.45%

JASDAQ

Stock	PI (bps)	Turnover(JPY)	Share
2315 CAICA	220.73	291,051,050	28.17%
9973 KOZOSUSI	51.16	380,676,990	20.05%
7610 TAY TWO	25.02	396,719,360	17.73%
4347 BR-MEDIA	24.30	110,577,710	13.38%
3323 RECOMM	16.20	472,757,850	11.11%
7836 AVIX	14.37	195,525,110	10.29%
4772 STREAM M	8.42	124,484,460	12.07%
9425 NPN-TEL	8.14	256,779,260	2.63%
9876 COX	7.88	192,978,620	22.22%
4293 SEPTENHD	7.55	411,064,470	12.38%

Second Section

Stock	PI (bps)	Turnover(JPY)	Share
1491 CHUGAIM	142.97	254,339,400	31.93%
7647 ONTSU	121.00	128,712,500	32.04%
3528 PROSPECT	113.34	123,059,710	26.98%
8894 REVOLUTI	100.54	180,318,110	36.50%
1757 CREA HD	33.89	179,466,620	15.44%
5952 AMATEI	18.97	150,696,060	2.20%
5950 J FASTN	12.78	133,267,260	3.75%
3071 STREAM	12.25	376,750,490	9.68%
5609 NCHUZO	10.96	133,067,480	9.85%
6366 CHIYODA	10.70	142,416,780	12.31%

ETFs & REITs

Stock	PI (bps)	Turnover(JPY)	Share
1699 NFOIL	45.71	1,629,661,712	27.58%
1357 NFNKDOUB	5.85	25,026,409,413	15.81%
8963 INV	4.83	583,759,459	7.12%
3471 MITSUILP	4.58	111,353,900	4.44%
8951 NBF	4.16	418,596,400	4.37%
1540 JPP GLD	3.89	447,131,408	17.30%
1671 WTI ETF	3.70	2,287,929,001	16.74%
3296 NP REIT	3.67	178,486,250	6.22%
3481 MTB LOGI	3.48	113,205,400	4.46%
1458 RK 225LV	3.46	2,380,440,233	14.65%