

Market Report for the Week of September 14, 2020

Daily Averages

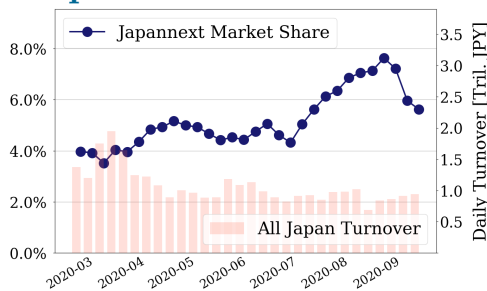
Universe	Turnover(JPY)	Volume	Share	PI (bps)	Symbols
All Market	162,131,744,316	137,932,587	6.77 %	3.49	3077
Topix100	52,763,772,484	18,775,200	5.62 %	0.61	100
Nikkei 225	63,749,958,868	35,694,480	6.38 %	2.00	225
TopixMid400	48,727,576,520	32,053,800	8.31 %	3.78	396
Small & Others	25,213,354,320	26,175,240	7.06 %	3.97	1565
Mothers & Jasdaq	16,697,036,092	37,894,600	6.54 %	15.74	644
ETFs & REITs	16,072,352,482	9,102,127	7.45 %	3.36	120

All Market
6.8 %

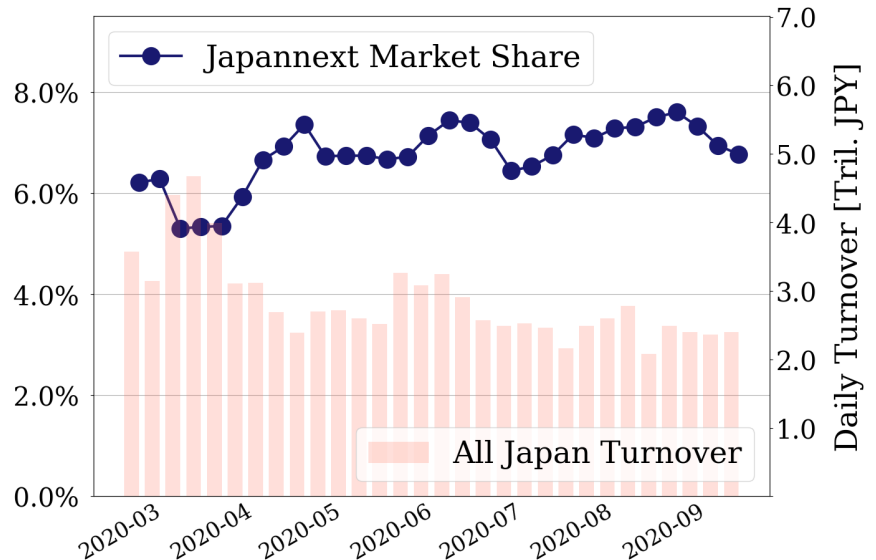
Topix 100
5.6 %

Nikkei 225
6.4 %

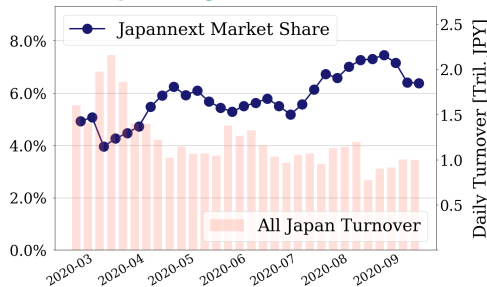
Topix 100



All Market



Nikkei 225



Top Stocks by Turnover

Stock	Turnover(JPY)	Share	PI (bps)
9984 SOFTBNKG	62,352,036,000	7.85%	0.33
1570 NFNKLV	34,240,823,470	7.17%	1.60
7974 NINTEND	18,988,001,300	8.34%	0.48
9434 SOFTBANK	18,371,969,950	4.90%	1.20
1357 NFNKDOUB	16,676,288,525	16.97%	5.63

Top Stocks by Market Share

Stock	Turnover(JPY)	Share	PI (bps)
9318 ASIAD EVE	103,314,880	78.44%	685.11
8918 LAND	132,999,090	77.06%	485.19
4779 SOFTBRN	394,453,620	49.19%	3.54
2315 CAICA	311,308,950	45.52%	214.62
8894 REVOLUTI	267,691,780	42.21%	104.57

Top Stocks by Price Improvement

Stock	Turnover(JPY)	Share	PI (bps)
7612 NUTS	507,448,790	37.48%	723.46
9318 ASIAD EVE	103,314,880	78.44%	685.11
8918 LAND	132,999,090	77.06%	485.19
2315 CAICA	311,308,950	45.52%	214.62
1491 CHUGAIM	197,511,300	24.82%	118.87

Top Stocks by Savings

Stock	Turnover(JPY)	Share	Savings
7612 NUTS	507,448,790	37.48%	26,054,500
1357 NFNKDOUB	16,676,288,525	16.97%	7,070,765
2315 CAICA	311,308,950	45.52%	5,079,360
2413 M3	12,127,280,700	12.93%	4,839,200
9318 ASIAD EVE	103,314,880	78.44%	4,415,010

- ▶ Analysis is based on Japannext and Thomson Reuters data. Small & Others = First Section - TPX500.
- ▶ All Japan Turnover = Japannext (J+X+U+N) + TSE (excl. Tostnet) + Chi-X (excl. Chi-Match, Chi-Select).
Market Share = Japannext turnover / All Japan Turnover.
- ▶ Opening and Closing auction trades on the TSE are excluded from calculations.
- ▶ Price Improvement (PI) and Savings (PI*volume) are calculated by comparing the execution price against the primary market's best bid for each sell or best offer for each buy at the point of execution from the taker's perspective. Reported PI is a value-weighted average. Names with weekly traded value less than 100,000,000 JPY are excluded from the rankings tables.

Top 10 Stocks by Turnover

Topix 100

Stock	Turnover(JPY)	Share	PI (bps)
9984 SOFTBNKG	62,352,036,000	7.85%	0.33
7974 NINTEND	18,988,001,300	8.34%	0.48
9434 SOFTBANK	18,371,969,950	4.90%	1.20
6758 SONY	13,804,564,060	5.86%	0.50
9433 KDDI	9,239,251,040	6.63%	0.68
9983 FASTRET	6,364,398,920	7.74%	0.45
8035 TKOELCN	6,325,210,760	6.57%	0.39
9022 JR CENT	5,811,848,750	11.63%	0.48
9020 JR EAST	5,416,427,420	9.06%	0.42
8316 SMFG	5,355,177,170	6.93%	0.96

Nikkei 225

Stock	Turnover(JPY)	Share	PI (bps)
9984 SOFTBNKG	62,352,036,000	7.85%	0.33
6758 SONY	13,804,564,060	5.86%	0.50
2413 M3	12,127,280,700	12.93%	4.52
9433 KDDI	9,239,251,040	6.63%	0.68
4755 RAKUTEN	8,138,469,670	11.30%	2.31
9983 FASTRET	6,364,398,920	7.74%	0.45
8035 TKOELCN	6,325,210,760	6.57%	0.39
9022 JR CENT	5,811,848,750	11.63%	0.48
4689 ZHD	5,534,780,570	8.38%	4.24
9020 JR EAST	5,416,427,420	9.06%	0.42

Topix Mid400

Stock	Turnover(JPY)	Share	PI (bps)
6920 LASRTEC	13,304,831,200	11.72%	2.95
2413 M3	12,127,280,700	12.93%	4.52
4755 RAKUTEN	8,138,469,670	11.30%	2.31
3038 KOBE BSN	7,834,903,800	16.41%	4.94
4689 ZHD	5,534,780,570	8.38%	4.24
6857 ADVNTST	4,427,552,100	11.67%	5.68
6701 NEC	4,319,966,100	10.47%	4.16
9697 CAPCOM	3,137,951,400	13.60%	5.01
6723 RENESAS	2,923,939,620	10.48%	3.71
9684 SQENIXHD	2,687,081,900	14.79%	4.32

Small & Others

Stock	Turnover(JPY)	Share	PI (bps)
3962 CHANGE	13,869,714,000	11.36%	2.50
8515 AIFUL	1,620,679,640	12.30%	10.14
3697 SHIFT	1,585,478,900	7.67%	2.07
6095 MEDPEER	1,513,848,200	8.26%	2.84
2395 SHINBIO	1,450,528,830	7.15%	3.39
6630 YA-MAN	1,407,123,550	8.16%	1.50
9424 JPN-COMM	1,393,182,470	9.32%	8.60
9603 H.I.S.	1,360,405,520	6.56%	1.37
3031 RACCOONH	1,306,623,060	5.82%	1.51
4776 CYBOZU	1,246,042,450	13.51%	3.77

Mothers

Stock	Turnover(JPY)	Share	PI (bps)
4477 BASE	6,445,047,600	9.43%	2.63
4592 SANBIO	3,451,645,750	5.69%	1.84
1447 ITBOOKHD	3,025,823,880	10.59%	3.31
4880 CELLSOUR	2,798,891,000	8.84%	4.65
4479 MAKUAKE	2,641,804,800	10.13%	2.69
4385 MERCARI	2,528,974,300	8.01%	2.52
4563 ANGES	2,051,236,460	6.13%	1.60
3558 LOCONDO	1,517,524,760	10.78%	3.28
4480 MEDLEY	1,490,990,550	9.68%	2.94
2160 GNI	1,305,515,440	8.22%	4.37

JASDAQ

Stock	Turnover(JPY)	Share	PI (bps)
3776 BB-TOWER	2,914,360,800	13.58%	5.40
2702 MCDNALD	1,457,106,400	18.93%	5.91
7564 WORKMAN	1,179,509,100	9.13%	2.50
6324 HARMONC	909,360,100	7.10%	4.71
2191 TELLA	818,637,530	11.38%	2.06
7612 NUTS	507,448,790	37.48%	723.46
3562 NO.1	457,293,580	9.18%	3.68
2782 SERIA	411,491,900	6.97%	2.94
3540 CIMEDICL	358,038,500	7.67%	3.44
6659 MEDIALNK	333,452,370	3.57%	4.73

Second Section

Stock	Turnover(JPY)	Share	PI (bps)
2929 PHARMA F	2,407,965,710	7.80%	1.81
6721 WINTEST	1,756,191,930	7.76%	7.42
6502 TOSHIBA	1,398,242,800	5.72%	2.41
5952 AMATEI	788,974,910	3.84%	10.17
6835 ALLIEDHD	703,180,520	10.73%	20.77
5950 J FASTN	634,491,940	5.33%	9.20
8925 ARDEPRO	290,130,590	26.05%	54.31
8894 REVOLUTI	267,691,780	42.21%	104.57
2345 KUSHIM	218,237,930	5.18%	2.49
1757 CREA HD	212,403,570	17.90%	35.46

ETFs & REITs

Stock	Turnover(JPY)	Share	PI (bps)
1570 NFNKLV	34,240,823,470	7.17%	1.60
1357 NFNKDOUB	16,676,288,525	16.97%	5.63
1579 225 BULL	3,496,004,770	10.04%	1.26
1360 NKBEAR-2	3,201,989,021	15.53%	1.40
1459 RK 225DI	2,256,554,276	12.73%	1.24
1671 WTI ETF	1,607,582,297	12.19%	3.62
1458 RK 225LV	1,547,185,766	11.89%	3.50
1699 NFOIL	1,170,789,891	24.13%	39.78
1321 NFNK225	733,671,505	3.54%	0.83
1552 VIXSHORT	695,096,142	8.75%	2.20

Top 10 Stocks by Market Share

Topix 100

Stock	Share	Turnover(JPY)	PI (bps)
9022 JR CENT	11.63%	5,811,848,750	0.48
9020 JR EAST	9.06%	5,416,427,420	0.42
9021 JR WEST	8.89%	3,139,099,180	0.53
4661 OLC	8.88%	4,062,373,480	0.43
7974 NINTEND	8.34%	18,988,001,300	0.48
9984 SOFTBNKG	7.85%	62,352,036,000	0.33
9201 JAL	7.83%	3,285,104,200	0.93
9983 FASTRET	7.74%	6,364,398,920	0.45
8591 ORIX	7.49%	2,433,355,060	0.99
8316 SMFG	6.93%	5,355,177,170	0.96

Nikkei 225

Stock	Share	Turnover(JPY)	PI (bps)
2768 SOJITZ	20.30%	1,136,746,290	14.98
5703 NLM HD	19.81%	192,395,490	18.59
5803 FUJIKRA	18.85%	769,694,930	10.37
7762 CITIZEN	18.56%	636,623,390	10.12
6472 NTN	18.15%	769,123,580	15.66
4902 KONICAM	17.60%	2,143,625,800	10.99
1332 NISSUI	15.45%	475,830,270	6.89
7211 MMC	15.37%	1,177,768,700	14.10
4005 SMICHEM	15.13%	1,932,154,850	8.75
7004 HIT-ZOS	14.84%	213,174,980	6.88

Topix Mid400

Stock	Share	Turnover(JPY)	PI (bps)
3938 LINE	30.55%	1,567,626,300	7.53
2768 SOJITZ	20.30%	1,136,746,290	14.98
5703 NLM HD	19.81%	192,395,490	18.59
5803 FUJIKRA	18.85%	769,694,930	10.37
7762 CITIZEN	18.56%	636,623,390	10.12
6472 NTN	18.15%	769,123,580	15.66
7167 MEBUKIFG	17.81%	966,923,010	14.33
4902 KONICAM	17.60%	2,143,625,800	10.99
8410 SEVEN BK	17.36%	956,388,360	12.16
3038 KOBE BSN	16.41%	7,834,903,800	4.94

Small & Others

Stock	Share	Turnover(JPY)	PI (bps)
8918 LAND	77.06%	132,999,090	485.19
4779 SOFTBRN	49.19%	394,453,620	3.54
8585 OR.CORP	23.90%	267,973,150	29.95
6632 JVCKW	17.61%	162,889,940	19.11
6740 JDI	16.20%	402,444,060	54.47
8698 MONEX G	16.13%	340,860,240	9.73
2337 ICHIGO	15.76%	290,771,200	9.30
3245 DEARLIFE	15.75%	191,172,490	3.93
3632 GREE	14.89%	214,905,480	5.58
7004 HIT-ZOS	14.84%	213,174,980	6.88

Mothers

Stock	Share	Turnover(JPY)	PI (bps)
2370 MEDINET	17.62%	202,929,230	29.55
4591 RIBOMIC	17.57%	274,496,220	4.66
3911 AIMING	15.98%	1,304,692,790	3.27
4597 SOLASIA	15.42%	150,943,340	11.77
4493 CYBERSEC	14.26%	387,414,400	5.24
4393 BOI	13.59%	1,245,875,450	2.87
6579 LOGLY	11.92%	1,123,913,350	4.21
3998 SURALANT	11.65%	929,834,300	5.34
2158 FRONTEO	11.37%	218,374,630	4.14
3923 RAKUS	11.03%	759,195,200	4.16

JASDAQ

Stock	Share	Turnover(JPY)	PI (bps)
2315 CAICA	45.52%	311,308,950	214.62
7612 NUTS	37.48%	507,448,790	723.46
9973 KOZOSUSI	19.61%	305,263,720	39.67
2702 MCDNALD	18.93%	1,457,106,400	5.91
7610 TAY TWO	17.33%	243,068,230	22.31
8256 MARUMIT	15.71%	200,131,140	7.21
4576 DWTI	14.69%	291,512,580	5.40
4347 BR-MEDIA	14.58%	134,807,840	20.19
3323 RECOMM	13.72%	232,871,620	16.85
3776 BB-TOWER	13.58%	2,914,360,800	5.40

Second Section

Stock	Share	Turnover(JPY)	PI (bps)
9318 ASIADVEVE	78.44%	103,314,880	685.11
8894 REVOLUTI	42.21%	267,691,780	104.57
3528 PROSPECT	29.51%	107,309,510	110.81
8925 ARDEPRO	26.05%	290,130,590	54.31
1491 CHUGAIM	24.82%	197,511,300	118.87
1757 CREA HD	17.90%	212,403,570	35.46
6366 CHIYODA	12.54%	110,908,060	9.05
6835 ALLIEDHD	10.73%	703,180,520	20.77
2929 PHARMA F	7.80%	2,407,965,710	1.81
6721 WINTEST	7.76%	1,756,191,930	7.42

ETFs & REITs

Stock	Share	Turnover(JPY)	PI (bps)
1699 NFOIL	24.13%	1,170,789,891	39.78
1365 DW 225LV	17.87%	418,805,022	2.31
1357 NFNKDOUB	16.97%	16,676,288,525	5.63
1360 NKBEAR-2	15.53%	3,201,989,021	1.40
1356 TPXBEAR2	12.85%	191,550,506	2.33
1459 RK 225DI	12.73%	2,256,554,276	1.24
1671 WTI ETF	12.19%	1,607,582,297	3.62
1458 RK 225LV	11.89%	1,547,185,766	3.50
1615 NFBANKS	10.73%	325,547,930	28.89
1571 NFNKIV	10.26%	102,410,096	3.90

Top 10 Stocks by PI

Topix 100

Stock	PI (bps)	Turnover(JPY)	Share
8411 MIZUHO	7.13	1,822,049,560	4.12%
7201 NISSAN	2.67	1,632,476,010	4.98%
5020 ENEOS	2.59	620,551,790	2.69%
8308 RESONA	2.57	387,117,850	2.47%
8601 DAIWASG	2.32	146,532,480	2.29%
8306 MUFG	2.27	3,640,309,850	4.28%
3402 TORAY	2.24	407,307,290	3.17%
4188 MTBCM HD	1.98	385,895,270	2.63%
8604 NOMRAHD	1.97	128,739,570	0.60%
1605 INPEX	1.88	692,429,540	3.36%

Nikkei 225

Stock	PI (bps)	Turnover(JPY)	Share
5703 NLM HD	18.59	192,395,490	19.81%
6472 NTN	15.66	769,123,580	18.15%
2768 SOJITZ	14.98	1,136,746,290	20.30%
7211 MMC	14.10	1,177,768,700	15.37%
4902 KONICAM	10.99	2,143,625,800	17.60%
5803 FUJIKRA	10.37	769,694,930	18.85%
7762 CITIZEN	10.12	636,623,390	18.56%
9501 TEPCOHD	10.05	1,590,598,740	13.95%
4005 SMICHEM	8.75	1,932,154,850	15.13%
7186 CONCRDIA	7.57	949,582,250	12.55%

Topix Mid400

Stock	PI (bps)	Turnover(JPY)	Share
5703 NLM HD	18.59	192,395,490	19.81%
6472 NTN	15.66	769,123,580	18.15%
2768 SOJITZ	14.98	1,136,746,290	20.30%
7167 MEBUKIFG	14.33	966,923,010	17.81%
7211 MMC	14.10	1,177,768,700	15.37%
8410 SEVEN BK	12.16	956,388,360	17.36%
4902 KONICAM	10.99	2,143,625,800	17.60%
5803 FUJIKRA	10.37	769,694,930	18.85%
7762 CITIZEN	10.12	636,623,390	18.56%
9501 TEPCOHD	10.05	1,590,598,740	13.95%

Small & Others

Stock	PI (bps)	Turnover(JPY)	Share
8918 LAND	485.19	132,999,090	77.06%
6740 JDI	54.47	402,444,060	16.20%
8585 OR.CORP	29.95	267,973,150	23.90%
6632 JVCKW	19.11	162,889,940	17.61%
7527 SYSSOFT	17.55	403,072,180	7.16%
8714 SENSUIK	14.29	112,540,380	12.90%
8848 LEOPC21	13.04	265,702,040	12.88%
5563 NP-DENK	12.27	207,062,570	12.07%
8524 NORTHPBK	10.34	129,599,400	14.10%
8515 AIFUL	10.14	1,620,679,640	12.30%

Mothers

Stock	PI (bps)	Turnover(JPY)	Share
4055 T&S	49.97	145,199,600	0.16%
2370 MEDINET	29.55	202,929,230	17.62%
3195 GENEPA	15.43	230,267,850	5.31%
4564 OTS	14.50	323,931,060	9.83%
4053 SUN AST	13.58	136,693,400	0.31%
4597 SOLASIA	11.77	150,943,340	15.42%
4490 VISASQ	10.57	165,717,900	8.03%
4594 BRITPATH	8.34	105,708,660	10.30%
3782 DDS	7.26	189,568,980	9.27%
3671 SOFTMAX	6.19	110,015,200	1.33%

JASDAQ

Stock	PI (bps)	Turnover(JPY)	Share
7612 NUTS	723.46	507,448,790	37.48%
2315 CAICA	214.62	311,308,950	45.52%
9973 KOZOSUSI	39.67	305,263,720	19.61%
3390 INEST	26.37	147,044,170	8.00%
7610 TAY TWO	22.31	243,068,230	17.33%
4347 BR-MEDIA	20.19	134,807,840	14.58%
3266 FUNDCREG	18.14	148,114,490	5.32%
3323 RECOMM	16.85	232,871,620	13.72%
4772 STREAM M	8.05	163,549,720	9.88%
8256 MARUMIT	7.21	200,131,140	15.71%

Second Section

Stock	PI (bps)	Turnover(JPY)	Share
9318 ASIADAVE	685.11	103,314,880	78.44%
1491 CHUGAIM	118.87	197,511,300	24.82%
3528 PROSPECT	110.81	107,309,510	29.51%
8894 REVOLUTI	104.57	267,691,780	42.21%
8925 ARDEPRO	54.31	290,130,590	26.05%
1757 CREA HD	35.46	212,403,570	17.90%
6835 ALLIEDHD	20.77	703,180,520	10.73%
5609 NCHUZO	18.48	101,283,640	3.06%
8202 LAOX	14.21	125,643,330	3.46%
3071 STREAM	12.70	208,993,450	7.22%

ETFs & REITs

Stock	PI (bps)	Turnover(JPY)	Share
1699 NFOIL	39.78	1,170,789,891	24.13%
1615 NFBANKS	28.89	325,547,930	10.73%
1357 NFNKDOUB	5.63	16,676,288,525	16.97%
3287 HOSINORR	4.87	427,832,300	10.14%
8963 INV	4.82	540,577,860	9.33%
8985 JHR	4.27	593,621,620	6.62%
3471 MITSUILP	4.06	132,892,400	2.80%
3296 NP REIT	3.97	154,970,800	4.74%
1571 NFNKIV	3.90	102,410,096	10.26%
8951 NBF	3.86	633,262,400	4.69%