

Market Report for the Week of October 05, 2020

Daily Averages

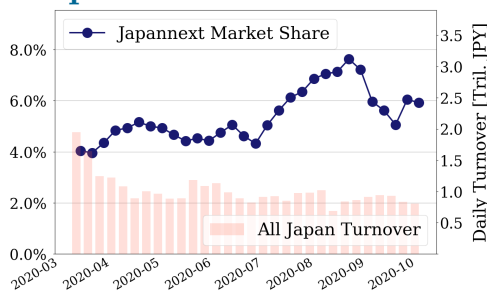
Universe	Turnover(JPY)	Volume	Share	PI (bps)	Symbols
All Market	166,516,874,204	114,933,417	6.97 %	3.37	3171
Topix100	47,938,721,794	13,163,140	5.92 %	0.61	100
Nikkei 225	60,713,308,018	31,915,380	6.36 %	2.05	225
TopixMid400	46,647,556,004	29,851,560	7.82 %	3.95	396
Small & Others	25,129,905,632	22,378,000	7.01 %	3.94	1532
Mothers & Jasdaj	25,570,469,360	25,058,320	7.57 %	7.44	741
ETFs & REITs	18,363,407,626	11,653,877	7.74 %	3.91	122

All Market
7.0 %

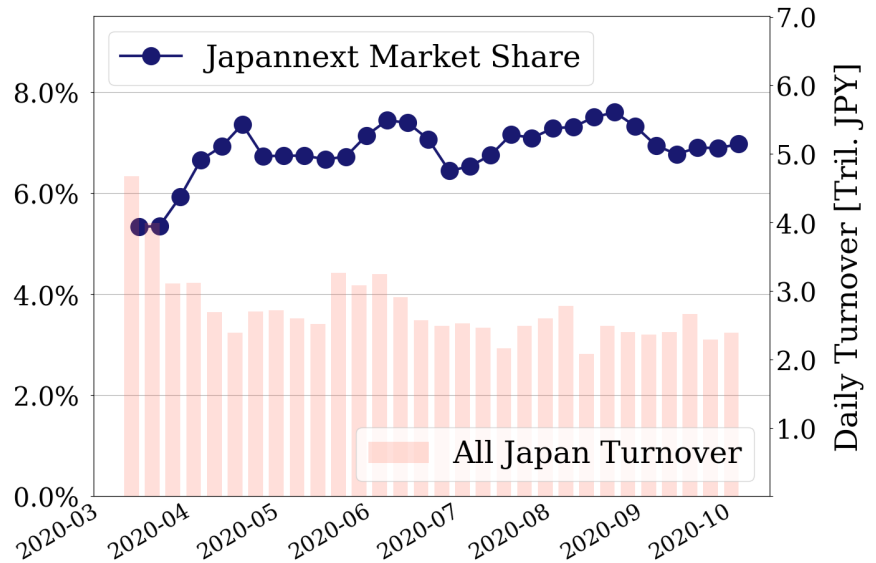
Topix 100
5.9 %

Nikkei 225
6.4 %

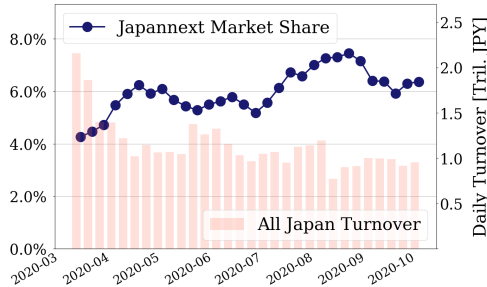
Topix 100



All Market



Nikkei 225



Top Stocks by Turnover

Stock	Turnover(JPY)	Share	PI (bps)
9984 SOFTBANK	42,554,379,410	7.47%	0.29
1570 NFNKLV	41,863,783,862	7.78%	1.66
1357 NFNKDOUB	21,844,665,828	14.18%	5.96
7974 NINTEND	21,725,959,200	9.65%	0.47
9437 DOCOMO	21,517,991,340	7.73%	1.28

Top Stocks by Market Share

Stock	Turnover(JPY)	Share	PI (bps)
8918 LAND	134,149,460	77.46%	496.90
9318 ASIADAVE	107,354,110	51.13%	762.22
7647 ONTSU	114,034,080	31.99%	119.52
2315 CAICA	445,534,020	30.83%	202.69
1699 NFOIL	1,800,444,382	29.55%	46.42

Top Stocks by Price Improvement

Stock	Turnover(JPY)	Share	PI (bps)
9318 ASIADAVE	107,354,110	51.13%	762.22
8918 LAND	134,149,460	77.46%	496.90
2315 CAICA	445,534,020	30.83%	202.69
4012 AXIS	1,732,696,100	3.33%	159.31
6628 ONKYOHE	174,729,660	22.71%	148.62

Top Stocks by Savings

Stock	Turnover(JPY)	Share	Savings
1357 NFNKDOUB	21,844,665,828	14.18%	9,750,266
1699 NFOIL	1,800,444,382	29.55%	6,601,932
2315 CAICA	445,534,020	30.83%	6,307,320
1570 NFNKLV	41,863,783,862	7.78%	4,978,043
3962 CHANGE	18,022,972,500	13.42%	4,477,800

- ▶ Analysis is based on Japannext and Thomson Reuters data. Small & Others = First Section - TPX500.
- ▶ All Japan Turnover = Japannext (J+X+U+N) + TSE (excl. Tostnet) + Chi-X (excl. Chi-Match, Chi-Select).
Market Share = Japannext turnover / All Japan Turnover.
- ▶ Opening and Closing auction trades on the TSE are excluded from calculations.
- ▶ Price Improvement (PI) and Savings (PI*volume) are calculated by comparing the execution price against the primary market's best bid for each sell or best offer for each buy at the point of execution from the taker's perspective. Reported PI is a value-weighted average. Names with weekly traded value less than 100,000,000 JPY are excluded from the rankings tables.

Top 10 Stocks by Turnover

Topix 100

Stock	Turnover(JPY)	Share	PI (bps)
9984 SOFTBNKG	42,554,379,410	7.47%	0.29
7974 NINTEND	21,725,959,200	9.65%	0.47
9437 DOCOMO	21,517,991,340	7.73%	1.28
9983 FASTRET	9,633,102,800	7.82%	0.42
8035 TKOELCN	9,417,985,020	8.25%	0.23
6758 SONY	7,606,302,100	5.13%	0.43
6861 KEYENCE	6,168,595,490	8.33%	0.26
9434 SOFTBANK	5,734,694,280	6.14%	1.06
9432 NTT	4,971,939,010	4.82%	0.79
4502 TAKEDAP	4,688,371,770	8.29%	0.87

Nikkei 225

Stock	Turnover(JPY)	Share	PI (bps)
9984 SOFTBNKG	42,554,379,410	7.47%	0.29
9437 DOCOMO	21,517,991,340	7.73%	1.28
9983 FASTRET	9,633,102,800	7.82%	0.42
8035 TKOELCN	9,417,985,020	8.25%	0.23
2413 M3	8,535,656,200	9.76%	4.24
6758 SONY	7,606,302,100	5.13%	0.43
4689 ZHD	6,953,968,710	8.73%	3.87
6857 ADVNTST	6,822,065,900	12.36%	5.55
9434 SOFTBANK	5,734,694,280	6.14%	1.06
4755 RAKUTEN	5,014,484,120	11.48%	2.33

Topix Mid400

Stock	Turnover(JPY)	Share	PI (bps)
6920 LASRTEC	11,142,035,200	11.07%	2.75
2413 M3	8,535,656,200	9.76%	4.24
4689 ZHD	6,953,968,710	8.73%	3.87
6857 ADVNTST	6,822,065,900	12.36%	5.55
8184 SIMACHU	5,592,848,250	19.92%	6.72
4755 RAKUTEN	5,014,484,120	11.48%	2.33
3038 KOBE BSN	4,616,114,200	13.85%	4.65
2267 YAKULT	3,981,899,100	10.09%	4.87
6701 NEC	3,566,082,200	7.69%	3.81
6723 RENESAS	3,414,068,920	12.39%	3.89

Small & Others

Stock	Turnover(JPY)	Share	PI (bps)
3962 CHANGE	18,022,972,500	13.42%	2.76
3697 SHIFT	2,853,143,700	6.04%	1.65
5337 DANTO HD	1,902,315,820	6.86%	3.90
2440 GURUNAVI	1,769,397,830	12.64%	3.41
3788 GMOGSHD	1,723,102,000	7.98%	2.44
3915 TERRASKY	1,642,022,700	10.77%	4.81
3902 MDV	1,444,785,780	8.11%	1.16
4776 CYBOZU	1,429,508,100	12.88%	3.61
6095 MEDPEER	1,400,646,500	7.94%	3.98
3681 V-CUBE	1,354,311,760	5.14%	1.68

Mothers

Stock	Turnover(JPY)	Share	PI (bps)
4477 BASE	13,601,621,400	6.83%	2.32
4385 MERCARI	6,724,658,700	10.16%	4.33
3998 SURALANT	4,896,058,400	14.42%	3.63
7779 CYBRDYNE	4,405,491,690	9.02%	3.37
4475 HENNGE	3,860,961,800	8.89%	3.67
6027 BENG04CM	3,369,587,500	9.41%	2.14
4480 MEDLEY	3,084,018,100	12.35%	4.50
4564 OTS	2,984,611,160	18.28%	15.00
4479 MAKUAKE	2,442,999,700	10.05%	2.67
4488 AIINSIDE	2,227,312,500	7.93%	3.29

JASDAQ

Stock	Turnover(JPY)	Share	PI (bps)
3776 BB-TOWER	2,888,659,880	15.51%	5.86
2484 DEMAECAN	1,750,034,450	8.38%	2.93
7564 WORKMAN	1,378,135,600	9.87%	2.57
7610 TAY TWO	1,346,401,300	15.44%	18.56
2702 MCDNALD	893,917,800	15.84%	5.27
2782 SERIA	720,551,400	8.22%	3.31
3540 CIMEDICL	633,652,900	12.31%	3.73
6666 RIVER EL	553,644,350	7.24%	3.13
3562 NO.1	484,933,750	14.61%	4.08
6324 HARMONC	450,804,000	5.79%	4.07

Second Section

Stock	Turnover(JPY)	Share	PI (bps)
2929 PHARMA F	3,747,584,770	6.67%	1.54
6502 TOSHIBA	1,425,909,240	4.53%	1.06
1491 CHUGAIM	591,264,250	21.43%	91.97
3856 ABALANCE	497,050,500	9.81%	3.16
4481 BASE	350,330,300	7.27%	6.15
3633 GMOPEPA	347,730,200	9.37%	4.90
3663 ARTSPARK	325,370,520	8.99%	1.53
2345 KUSHIM	314,684,420	8.81%	3.13
8226 RIKEI	302,528,530	12.97%	7.61
3377 BIKE O	294,750,210	4.74%	6.09

ETFs & REITs

Stock	Turnover(JPY)	Share	PI (bps)
1570 NFNKLV	41,863,783,862	7.78%	1.66
1357 NFNKDOUB	21,844,665,828	14.18%	5.96
1360 NKBEAR-2	2,701,467,978	10.57%	1.55
1459 RK 225DI	2,412,626,408	10.24%	1.31
1579 225 BULL	2,267,428,330	5.81%	1.43
1458 RK 225LV	2,220,089,057	12.41%	3.53
1699 NFOIL	1,800,444,382	29.55%	46.42
1671 WTI ETF	1,399,337,195	11.49%	3.18
3471 MITSUILP	1,184,839,600	6.59%	3.83
8985 JHR	909,288,020	7.41%	4.70

Top 10 Stocks by Market Share

Topix 100

Stock	Share	Turnover(JPY)	PI (bps)
7974 NINTEND	9.65%	21,725,959,200	0.47
6594 NIDEC	9.05%	3,925,632,420	0.93
9022 JR CENT	9.05%	2,826,688,170	0.43
6861 KEYENCE	8.33%	6,168,595,490	0.26
4502 TAKEDAP	8.29%	4,688,371,770	0.87
8035 TKOELCN	8.25%	9,417,985,020	0.23
9983 FASTRET	7.82%	9,633,102,800	0.42
9437 DOCOMO	7.73%	21,517,991,340	1.28
9201 JAL	7.69%	1,998,966,030	0.95
9984 SOFTBNKG	7.47%	42,554,379,410	0.29

Nikkei 225

Stock	Share	Turnover(JPY)	PI (bps)
7762 CITIZEN	18.92%	704,285,470	11.48
2768 SOJITZ	17.92%	781,099,190	14.50
7211 MMC	17.25%	1,621,797,930	14.25
4902 KONICAM	17.02%	1,387,657,910	11.73
1332 NISSUI	16.00%	771,701,500	7.27
6472 NTN	15.28%	714,053,550	16.18
9501 TEPCOHD	15.18%	2,250,581,050	10.21
5803 FUJIKRA	15.07%	645,019,840	10.66
4005 SMICHEM	13.10%	1,722,360,350	8.95
4061 DENKA	12.92%	656,492,550	4.17

Topix Mid400

Stock	Share	Turnover(JPY)	PI (bps)
8184 SIMACHU	19.92%	5,592,848,250	6.72
8410 SEVEN BK	19.32%	642,198,790	13.19
7762 CITIZEN	18.92%	704,285,470	11.48
2768 SOJITZ	17.92%	781,099,190	14.50
7211 MMC	17.25%	1,621,797,930	14.25
4902 KONICAM	17.02%	1,387,657,910	11.73
9831 YAMADAHD	16.82%	1,508,529,570	6.68
1332 NISSUI	16.00%	771,701,500	7.27
6472 NTN	15.28%	714,053,550	16.18
8334 GUNMABK	15.26%	186,237,840	9.76

Small & Others

Stock	Share	Turnover(JPY)	PI (bps)
8918 LAND	77.46%	134,149,460	496.90
6740 JDI	21.18%	140,590,840	70.26
3194 KIRINDOH	21.06%	380,333,950	4.94
6632 JVCKW	16.80%	120,221,490	18.52
8897 TAKARAL	15.39%	103,228,740	9.04
7513 KOJIMA	13.90%	576,037,750	4.08
7516 KOHNAN	13.62%	779,847,050	3.54
4829 NH-ENT	13.54%	125,341,390	8.74
6560 LTS	13.46%	1,134,926,400	3.86
3962 CHANGE	13.42%	18,022,972,500	2.76

Mothers

Stock	Share	Turnover(JPY)	PI (bps)
2370 MEDINET	22.67%	171,424,290	35.25
4564 OTS	18.28%	2,984,611,160	15.00
3782 DDS	17.25%	260,431,940	8.15
4393 BOI	17.17%	431,083,800	3.76
3998 SURALANT	14.42%	4,896,058,400	3.63
4597 SOLASIA	14.05%	173,156,070	13.25
3558 LOCONDO	13.79%	875,690,150	3.95
4598 DELTA-P	13.74%	330,472,670	1.71
4591 RIBOMIC	13.51%	169,416,310	6.38
6195 HOPE	13.45%	1,745,800,900	3.79

JASDAQ

Stock	Share	Turnover(JPY)	PI (bps)
2315 CAICA	30.83%	445,534,020	202.69
9973 KOZOSUSI	28.72%	105,611,570	59.33
6628 ONKYOHE	22.71%	174,729,660	148.62
3323 RECOMM	16.64%	289,587,980	15.88
2702 MCDNALD	15.84%	893,917,800	5.27
3776 BB-TOWER	15.51%	2,888,659,880	5.86
7610 TAY TWO	15.44%	1,346,401,300	18.56
3562 NO.1	14.61%	484,933,750	4.08
4978 REPROCEL	12.76%	285,669,660	5.68
3540 CIMEDICL	12.31%	633,652,900	3.73

Second Section

Stock	Share	Turnover(JPY)	PI (bps)
9318 ASIADAVE	51.13%	107,354,110	762.22
7647 ONTSU	31.99%	114,034,080	119.52
8894 REVOLUTI	28.50%	189,662,220	91.31
1491 CHUGAIM	21.43%	591,264,250	91.97
1757 CREA HD	16.61%	243,951,010	62.86
6835 ALLIEDHD	13.58%	247,553,660	22.74
8226 RIKEI	12.97%	302,528,530	7.61
6366 CHIYODA	12.13%	143,847,780	10.56
3856 ABALANCE	9.81%	497,050,500	3.16
3150 GREMZ	9.66%	201,431,060	1.69

ETFs & REITs

Stock	Share	Turnover(JPY)	PI (bps)
1699 NFOIL	29.55%	1,800,444,382	46.42
1357 NFNKDOUB	14.18%	21,844,665,828	5.96
1615 NFBANKS	12.84%	191,532,510	22.88
1458 RK 225LV	12.41%	2,220,089,057	3.53
3463 ICHIGOHT	12.07%	102,118,470	5.23
1671 WTI ETF	11.49%	1,399,337,195	3.18
1360 NKBEAR-2	10.57%	2,701,467,978	1.55
1365 DW 225LV	10.49%	387,832,756	1.57
1459 RK 225DI	10.24%	2,412,626,408	1.31
8963 INV	9.99%	759,817,960	4.28

Top 10 Stocks by PI

Topix 100

Stock	PI (bps)	Turnover(JPY)	Share
7201 NISSAN	2.84	1,614,600,360	6.19%
8308 RESONA	2.83	309,626,750	2.69%
5020 ENEOS	2.67	550,343,230	3.21%
8306 MUFG	2.36	1,994,640,070	2.79%
8601 DAIWASG	2.31	139,200,530	2.83%
3402 TORAY	2.20	281,442,530	3.22%
8604 NOMRAHD	2.16	140,448,320	0.72%
1605 INPEX	2.06	616,400,310	3.56%
8002 MARBENI	1.90	256,230,030	2.53%
4188 MTBCM HD	1.83	311,084,950	2.72%

Nikkei 225

Stock	PI (bps)	Turnover(JPY)	Share
6472 NTN	16.18	714,053,550	15.28%
2768 SOJITZ	14.50	781,099,190	17.92%
7211 MMC	14.25	1,621,797,930	17.25%
4902 KONICAM	11.73	1,387,657,910	17.02%
7762 CITIZEN	11.48	704,285,470	18.92%
5803 FUJIKRA	10.66	645,019,840	15.07%
9501 TEPCOHD	10.21	2,250,581,050	15.18%
4005 SMICHEM	8.95	1,722,360,350	13.10%
7186 CONCRDIA	8.51	576,525,890	10.25%
5406 KOBESTL	7.46	929,878,820	9.39%

Topix Mid400

Stock	PI (bps)	Turnover(JPY)	Share
6472 NTN	16.18	714,053,550	15.28%
7167 MEBUKIFG	14.60	635,212,310	14.38%
2768 SOJITZ	14.50	781,099,190	17.92%
7211 MMC	14.25	1,621,797,930	17.25%
8410 SEVEN BK	13.19	642,198,790	19.32%
4902 KONICAM	11.73	1,387,657,910	17.02%
7762 CITIZEN	11.48	704,285,470	18.92%
5803 FUJIKRA	10.66	645,019,840	15.07%
9501 TEPCOHD	10.21	2,250,581,050	15.18%
8334 GUNMABK	9.76	186,237,840	15.26%

Small & Others

Stock	PI (bps)	Turnover(JPY)	Share
8918 LAND	496.90	134,149,460	77.46%
6740 JDI	70.26	140,590,840	21.18%
8585 OR.CORP	26.51	234,943,200	13.25%
6632 JVCKW	18.52	120,221,490	16.80%
8848 LEOPC21	14.82	1,136,758,340	13.28%
6192 HYAS&CO.	13.77	133,331,920	11.31%
5563 NP-DENK	12.69	173,523,140	12.50%
8524 NORTHBPBK	11.05	104,263,380	12.46%
8016 ONWARDHD	11.00	121,412,570	10.56%
8616 TT-FHD	10.89	105,184,540	10.27%

Mothers

Stock	PI (bps)	Turnover(JPY)	Share
4012 AXIS	159.31	1,732,696,100	3.33%
4011 HEADWATR	56.64	838,615,200	2.06%
2370 MEDINET	35.25	171,424,290	22.67%
4058 TOYOKUMO	35.11	381,082,400	1.77%
4060 RAKUMO	30.99	444,287,700	1.04%
4057 INTERFAC	16.88	120,927,800	2.47%
4564 OTS	15.00	2,984,611,160	18.28%
4597 SOLASIA	13.25	173,156,070	14.05%
2987 TASUKI	12.54	1,181,956,450	8.73%
4933 INE	9.94	490,407,100	2.07%

JASDAQ

Stock	PI (bps)	Turnover(JPY)	Share
2315 CAICA	202.69	445,534,020	30.83%
6628 ONKYOHE	148.62	174,729,660	22.71%
9973 KOZOSUSI	59.33	105,611,570	28.72%
7610 TAY TWO	18.56	1,346,401,300	15.44%
3323 RECOMM	15.88	289,587,980	16.64%
4930 GRAPHICO	11.88	437,328,200	2.69%
4059 MAGMAG	11.53	187,133,800	1.14%
3536 AXAS HD	9.43	198,366,490	5.33%
4293 SEPTENHD	8.76	274,279,730	11.39%
8256 MARUMIT	7.72	110,914,230	11.63%

Second Section

Stock	PI (bps)	Turnover(JPY)	Share
9318 ASIADAVE	762.22	107,354,110	51.13%
7647 ONTSU	119.52	114,034,080	31.99%
1491 CHUGAIM	91.97	591,264,250	21.43%
8894 REVOLUTI	91.31	189,662,220	28.50%
1757 CREA HD	62.86	243,951,010	16.61%
6835 ALLIEDHD	22.74	247,553,660	13.58%
2338 BITONEG	11.77	126,952,350	4.57%
5952 AMATEI	10.81	136,785,810	6.14%
9360 SUZUYO	10.59	214,804,950	5.39%
6366 CHIYODA	10.56	143,847,780	12.13%

ETFs & REITs

Stock	PI (bps)	Turnover(JPY)	Share
1699 NFOIL	46.42	1,800,444,382	29.55%
1615 NFBANKS	22.88	191,532,510	12.84%
1357 NFNKDOUB	5.96	21,844,665,828	14.18%
3463 ICHIGOHT	5.23	102,118,470	12.07%
8985 JHR	4.70	909,288,020	7.41%
8963 INV	4.28	759,817,960	9.99%
8952 JRE	3.94	392,767,000	4.30%
3471 MITSUILP	3.83	1,184,839,600	6.59%
8967 JPN-LOGI	3.70	195,069,830	6.15%
3279 API	3.62	168,669,050	4.44%