

Market Report for the Week of October 12, 2020

Daily Averages

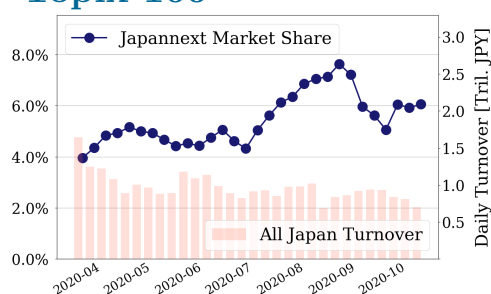
Universe	Turnover(JPY)	Volume	Share	PI (bps)	Symbols
All Market	165,383,565,467	112,731,058	7.54 %	3.35	3193
Topix100	42,305,007,262	11,496,140	6.06 %	0.61	100
Nikkei 225	56,333,917,588	29,820,080	6.75 %	2.09	225
TopixMid400	45,250,871,810	29,800,560	8.36 %	3.88	396
Small & Others	29,550,665,510	23,311,920	7.73 %	3.70	1505
Mothers & Jasdaq	29,575,583,912	25,882,300	8.42 %	6.53	776
ETFs & REITs	15,827,930,153	8,446,998	8.53 %	3.53	121

All Market
7.5 %

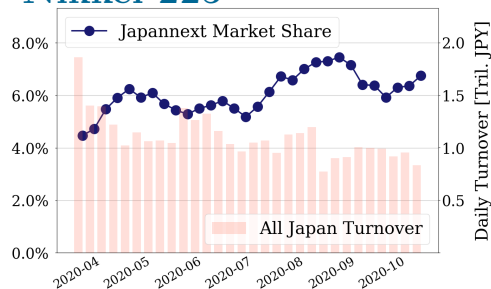
Topix 100
6.1 %

Nikkei 225
6.8 %

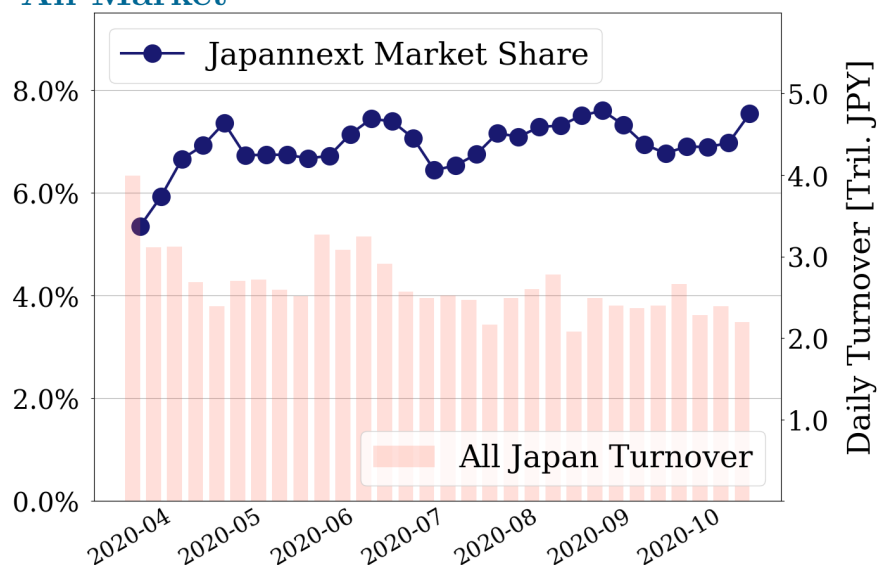
Topix 100



Nikkei 225



All Market



Top Stocks by Turnover

Stock	Turnover(JPY)	Share	PI (bps)
9984 SOFTBNKG	45,753,526,290	7.85%	0.29
1570 NFNKLV	42,064,483,516	9.90%	1.70
7974 NINTEND	15,631,126,600	9.58%	0.46
1357 NFNKDOUB	15,411,559,931	14.78%	5.99
9983 FASTRET	14,509,201,700	9.02%	0.44

Top Stocks by Market Share

Stock	Turnover(JPY)	Share	PI (bps)
8918 LAND	125,129,420	81.91%	472.98
2315 CAICA	276,622,070	56.39%	220.38
8894 REVOLUTI	131,646,120	35.28%	112.33
3194 KIRINDOH	311,190,350	33.38%	5.48
7647 ONTSU	171,614,240	30.14%	119.62

Top Stocks by Price Improvement

Stock	Turnover(JPY)	Share	PI (bps)
8918 LAND	125,129,420	81.91%	472.98
2315 CAICA	276,622,070	56.39%	220.38
7647 ONTSU	171,614,240	30.14%	119.62
8894 REVOLUTI	131,646,120	35.28%	112.33
6740 JDI	271,028,400	22.81%	70.11

Top Stocks by Savings

Stock	Turnover(JPY)	Share	Savings
1491 CHUGAIM	1,569,856,100	18.36%	7,328,380
1357 NFNKDOUB	15,411,559,931	14.78%	6,724,017
1570 NFNKLV	42,064,483,516	9.90%	5,137,458
2315 CAICA	276,622,070	56.39%	5,006,280
1699 NFOIL	1,264,595,162	28.70%	4,219,538

- ▶ Analysis is based on Japannext and Thomson Reuters data. Small & Others = First Section - TPX500.
- ▶ All Japan Turnover = Japannext (J+X+U+N) + TSE (excl. Tostnet) + Chi-X (excl. Chi-Match, Chi-Select).
Market Share = Japannext turnover / All Japan Turnover.
- ▶ Opening and Closing auction trades on the TSE are excluded from calculations.
- ▶ Price Improvement (PI) and Savings (PI*volume) are calculated by comparing the execution price against the primary market's best bid for each sell or best offer for each buy at the point of execution from the taker's perspective. Reported PI is a value-weighted average. Names with weekly traded value less than 100,000,000 JPY are excluded from the rankings tables.

Top 10 Stocks by Turnover

Topix 100

Stock	Turnover(JPY)	Share	PI (bps)
9984 SOFTBNKG	45,753,526,290	7.85%	0.29
7974 NINTEND	15,631,126,600	9.58%	0.46
9983 FASTRET	14,509,201,700	9.02%	0.44
9437 DOCOMO	13,186,909,000	7.67%	1.28
8035 TKOELCN	6,967,687,530	6.80%	0.19
6758 SONY	5,891,133,710	4.11%	0.43
9434 SOFTBANK	5,051,452,860	5.51%	1.09
6861 KEYENCE	4,513,405,380	6.76%	0.33
4502 TAKEDAP	4,237,578,790	7.00%	0.74
6981 MURATA	3,995,279,660	5.84%	0.55

Nikkei 225

Stock	Turnover(JPY)	Share	PI (bps)
9984 SOFTBNKG	45,753,526,290	7.85%	0.29
9983 FASTRET	14,509,201,700	9.02%	0.44
9437 DOCOMO	13,186,909,000	7.67%	1.28
2413 M3	11,142,920,900	11.47%	3.83
4689 ZHD	8,511,875,140	9.91%	3.59
8035 TKOELCN	6,967,687,530	6.80%	0.19
4755 RAKUTEN	6,786,396,020	11.53%	2.27
6758 SONY	5,891,133,710	4.11%	0.43
6857 ADVNTST	5,550,411,800	11.83%	5.48
9434 SOFTBANK	5,051,452,860	5.51%	1.09

Topix Mid400

Stock	Turnover(JPY)	Share	PI (bps)
6920 LASRTEC	12,052,245,000	11.89%	2.64
2413 M3	11,142,920,900	11.47%	3.83
4689 ZHD	8,511,875,140	9.91%	3.59
4755 RAKUTEN	6,786,396,020	11.53%	2.27
6857 ADVNTST	5,550,411,800	11.83%	5.48
6723 RENESAS	4,982,173,560	10.90%	3.35
3038 KOBE BSN	4,161,335,200	12.66%	4.47
6506 YASKAWA	3,712,653,250	9.32%	3.23
6701 NEC	3,347,290,300	9.87%	4.26
6976 TAIYOYU	3,273,786,050	9.52%	3.56

Small & Others

Stock	Turnover(JPY)	Share	PI (bps)
3962 CHANGE	9,938,724,900	11.26%	2.56
3788 GMOGSHD	9,779,773,200	10.41%	2.14
3681 V-CUBE	4,539,023,290	5.68%	1.20
6532 BAYCURNT	4,003,766,400	10.84%	1.93
6095 MEDPEER	3,520,491,200	11.78%	4.41
3915 TERRASKY	3,425,343,950	12.18%	4.43
3683 CYBRLNKS	3,281,709,550	9.79%	2.90
3902 MDV	2,889,752,380	9.36%	1.09
3697 SHIFT	2,685,445,400	8.61%	1.62
4776 CYBOZU	2,309,525,700	10.95%	3.55

Mothers

Stock	Turnover(JPY)	Share	PI (bps)
4477 BASE	6,687,782,600	6.98%	2.03
4480 MEDLEY	6,650,848,000	15.11%	3.95
4385 MERCARI	5,326,682,200	9.64%	4.39
6027 BENG04CM	4,672,448,200	9.73%	1.89
3998 SURALANT	4,145,730,900	14.09%	3.11
4475 HENNGE	4,065,754,200	8.57%	2.98
4443 SANSAN	3,358,478,900	12.15%	3.70
4479 MAKUAKE	3,037,785,900	10.30%	2.53
4880 CELLSOUR	2,800,332,000	12.17%	5.10
3558 LOCONDO	2,681,513,520	12.01%	3.12

JASDAQ

Stock	Turnover(JPY)	Share	PI (bps)
3776 BB-TOWER	5,966,733,880	13.52%	5.10
2484 DEMAECAN	2,698,017,370	6.32%	4.84
7610 TAY TWO	1,552,871,100	18.22%	22.50
7564 WORKMAN	1,314,826,800	10.29%	2.42
3562 NO.1	1,033,364,350	16.42%	4.01
3540 CIMEDICL	819,345,600	13.10%	3.58
2702 MCDNALD	683,962,200	17.36%	5.41
3323 RECOMM	677,261,370	13.84%	14.58
6666 RIVER EL	622,940,990	4.75%	2.77
6324 HARMONC	596,916,900	8.83%	4.43

Second Section

Stock	Turnover(JPY)	Share	PI (bps)
2929 PHARMA F	1,725,094,190	7.44%	1.59
1491 CHUGAIM	1,569,856,100	18.36%	59.45
3633 GMOPEPA	1,347,815,400	14.93%	4.66
6502 TOSHIBA	808,897,490	6.51%	1.30
3663 ARTSPARK	605,079,540	12.00%	1.50
3469 DUALTAP	561,442,730	5.83%	4.48
4481 BASE	411,019,800	10.03%	7.57
2459 AUNCONSL	401,304,050	4.42%	7.18
7065 UPR	382,278,800	6.67%	5.56
3796 E-SEIKAT	310,971,060	4.57%	2.60

ETFs & REITs

Stock	Turnover(JPY)	Share	PI (bps)
1570 NFNKLV	42,064,483,516	9.90%	1.70
1357 NFNKDOUB	15,411,559,931	14.78%	5.99
1360 NKBEAR-2	2,074,224,084	9.61%	1.74
1459 RK 225DI	2,041,686,028	7.63%	1.17
1458 RK 225LV	1,753,651,982	16.83%	3.32
1579 225 BULL	1,500,267,960	4.45%	1.28
1699 NFOIL	1,264,595,162	28.70%	43.00
1552 VIXSHORT	833,857,918	11.20%	2.85
1671 WTI ETF	729,813,516	9.38%	3.43
1321 NFNK225	603,458,358	4.41%	0.81

Top 10 Stocks by Market Share

Topix 100

Stock	Share	Turnover(JPY)	PI (bps)
9020 JR EAST	9.73%	2,507,277,100	0.56
7974 NINTEND	9.58%	15,631,126,600	0.46
9201 JAL	9.36%	2,699,808,870	0.92
9531 TKO-GAS	9.25%	401,238,790	0.78
9022 JR CENT	9.14%	2,032,846,810	0.35
9983 FASTRET	9.02%	14,509,201,700	0.44
6367 DAIKINI	8.37%	2,825,539,190	1.01
9021 JR WEST	8.12%	1,484,664,480	0.53
9984 SOFTBNKG	7.85%	45,753,526,290	0.29
9437 DOCOMO	7.67%	13,186,909,000	1.28

Nikkei 225

Stock	Share	Turnover(JPY)	PI (bps)
4902 KONICAM	17.81%	1,917,864,240	12.92
7211 MMC	17.26%	1,505,638,050	16.66
2768 SOJITZ	17.05%	582,356,660	14.86
7762 CITIZEN	16.58%	709,428,160	12.77
9501 TEPCOHD	16.37%	1,662,201,180	11.09
1332 NISSUI	16.29%	743,172,460	7.42
6472 NTN	15.82%	513,331,560	17.62
3861 OJI HD	14.80%	376,664,540	6.71
5803 FUJIKRA	14.63%	473,522,520	11.41
7752 RICOH	13.97%	1,179,347,600	4.85

Topix Mid400

Stock	Share	Turnover(JPY)	PI (bps)
8410 SEVEN BK	23.71%	906,414,910	14.52
7167 MEBUKIFG	19.84%	1,115,439,350	17.06
9831 YAMADAHD	18.30%	1,193,516,800	6.48
4902 KONICAM	17.81%	1,917,864,240	12.92
3938 LINE	17.77%	639,785,300	6.22
8572 ACOM	17.36%	336,431,840	6.07
7211 MMC	17.26%	1,505,638,050	16.66
2768 SOJITZ	17.05%	582,356,660	14.86
7762 CITIZEN	16.58%	709,428,160	12.77
9501 TEPCOHD	16.37%	1,662,201,180	11.09

Small & Others

Stock	Share	Turnover(JPY)	PI (bps)
8918 LAND	81.91%	125,129,420	472.98
3194 KIRINDOH	33.38%	311,190,350	5.48
8585 OR.CORP	24.88%	203,758,690	30.28
6740 JDI	22.81%	271,028,400	70.11
2168 PASONA G	20.07%	135,791,390	1.78
8897 TAKARAL	17.44%	109,769,070	9.51
6632 JVCKW	16.55%	200,599,390	19.99
2222 KOTBKISP	16.06%	769,980,600	8.56
5563 NP-DENK	15.02%	103,918,700	13.13
8848 LEOPC21	14.90%	416,621,000	17.39

Mothers

Stock	Share	Turnover(JPY)	PI (bps)
2370 MEDINET	21.55%	390,256,840	37.98
6567 SERIOHD	19.21%	119,514,140	7.43
6182 ROZETTA	18.60%	370,445,800	3.30
4597 SOLASIA	17.94%	177,188,190	16.20
4591 RIBOMIC	17.50%	262,690,370	6.49
2150 CARENET	15.87%	1,776,708,550	3.83
4393 BOI	15.11%	499,244,000	3.63
4480 MEDLEY	15.11%	6,650,848,000	3.95
6067 IMPACT	14.73%	431,512,650	3.96
4564 OTS	14.54%	585,770,600	16.38

JASDAQ

Stock	Share	Turnover(JPY)	PI (bps)
2315 CAICA	56.39%	276,622,070	220.38
9978 BUNKYODO	25.41%	217,100,700	16.04
9973 KOZOSUSI	23.56%	172,590,790	62.03
7610 TAY TWO	18.22%	1,552,871,100	22.50
7777 3DMATRIX	17.44%	196,976,050	6.06
2702 MCDNALD	17.36%	683,962,200	5.41
3562 NO.1	16.42%	1,033,364,350	4.01
4347 BR-MEDIA	16.35%	115,838,460	24.37
3326 RUNSYSTEM	15.12%	101,238,820	16.37
4978 REPROCEL	14.54%	221,903,430	5.74

Second Section

Stock	Share	Turnover(JPY)	PI (bps)
8894 REVOLUTI	35.28%	131,646,120	112.33
7647 ONTSU	30.14%	171,614,240	119.62
1491 CHUGAIM	18.36%	1,569,856,100	59.45
1757 CREA HD	18.08%	186,815,210	59.41
6835 ALLIEDHD	15.61%	181,338,750	21.22
3633 GMOPEPA	14.93%	1,347,815,400	4.66
6721 WINTEST	13.17%	253,856,290	7.42
6366 CHIYODA	12.85%	136,578,330	9.54
3663 ARTSPARK	12.00%	605,079,540	1.50
3150 GREMZ	10.67%	156,893,570	1.52

ETFs & REITs

Stock	Share	Turnover(JPY)	PI (bps)
1699 NFOIL	28.70%	1,264,595,162	43.00
1615 NFBANKS	17.92%	187,502,060	29.43
1458 RK 225LV	16.83%	1,753,651,982	3.32
1357 NFNKDOUB	14.78%	15,411,559,931	5.99
1365 DW 225LV	13.42%	249,806,518	1.78
1356 TPXBEAR2	11.40%	175,427,480	2.32
8985 JHR	11.34%	594,095,780	5.63
1552 VIXSHORT	11.20%	833,857,918	2.85
1570 NFNKLV	9.90%	42,064,483,516	1.70
1360 NKBEAR-2	9.61%	2,074,224,084	1.74

Top 10 Stocks by PI

Topix 100

Stock	PI (bps)	Turnover(JPY)	Share
8308 RESONA	2.92	226,723,300	2.73%
5020 ENEOS	2.79	489,812,650	2.91%
7201 NISSAN	2.75	1,040,361,890	5.54%
8306 MUFG	2.41	2,418,897,030	3.44%
8601 DAIWASG	2.33	119,934,550	2.61%
3402 TORAY	2.24	311,314,910	4.06%
8604 NOMRAHD	2.16	128,337,350	1.06%
1605 INPEX	1.97	678,139,700	5.21%
8002 MARBENI	1.91	255,893,900	2.77%
4188 MTBCM HD	1.87	253,533,310	2.98%

Nikkei 225

Stock	PI (bps)	Turnover(JPY)	Share
6472 NTN	17.62	513,331,560	15.82%
7211 MMC	16.66	1,505,638,050	17.26%
2768 SOJITZ	14.86	582,356,660	17.05%
4902 KONICAM	12.92	1,917,864,240	17.81%
7762 CITIZEN	12.77	709,428,160	16.58%
5803 FUJIKRA	11.41	473,522,520	14.63%
9501 TEPCOHD	11.09	1,662,201,180	16.37%
4005 SMICHEM	9.05	1,333,871,250	12.71%
7186 CONCRDIA	7.91	624,262,260	13.53%
7004 HIT-ZOS	7.68	122,707,040	13.91%

Topix Mid400

Stock	PI (bps)	Turnover(JPY)	Share
6472 NTN	17.62	513,331,560	15.82%
7167 MEBUKIFG	17.06	1,115,439,350	19.84%
7211 MMC	16.66	1,505,638,050	17.26%
2768 SOJITZ	14.86	582,356,660	17.05%
8410 SEVEN BK	14.52	906,414,910	23.71%
4902 KONICAM	12.92	1,917,864,240	17.81%
7762 CITIZEN	12.77	709,428,160	16.58%
5803 FUJIKRA	11.41	473,522,520	14.63%
9501 TEPCOHD	11.09	1,662,201,180	16.37%
8334 GUNMABK	9.43	136,889,390	15.32%

Small & Others

Stock	PI (bps)	Turnover(JPY)	Share
8918 LAND	472.98	125,129,420	81.91%
6740 JDI	70.11	271,028,400	22.81%
8585 OR.CORP	30.28	203,758,690	24.88%
6632 JVCKW	19.99	200,599,390	16.55%
8848 LEOPC21	17.39	416,621,000	14.90%
8016 ONWARDHD	13.28	305,057,480	14.30%
5563 NP-DENK	13.13	103,918,700	15.02%
9424 JPN-COMM	10.34	492,676,510	12.05%
8515 AIFUL	10.20	776,249,220	11.19%
8897 TAKARAL	9.51	109,769,070	17.44%

Mothers

Stock	PI (bps)	Turnover(JPY)	Share
2370 MEDINET	37.98	390,256,840	21.55%
4564 OTS	16.38	585,770,600	14.54%
4597 SOLASIA	16.20	177,188,190	17.94%
4060 RAKUMO	13.81	111,375,150	1.76%
4012 AXIS	13.80	155,133,200	2.41%
4013 NITTSUSY	12.96	168,882,250	0.48%
4058 TOYOKUMO	12.00	146,138,000	2.99%
9326 KANTSU	9.32	180,129,700	4.03%
3727 APLIX	8.46	127,233,330	10.17%
6567 SERIOHD	7.43	119,514,140	19.21%

JASDAQ

Stock	PI (bps)	Turnover(JPY)	Share
2315 CAICA	220.38	276,622,070	56.39%
9973 KOZOSUSI	62.03	172,590,790	23.56%
4347 BR-MEDIA	24.37	115,838,460	16.35%
7610 TAY TWO	22.50	1,552,871,100	18.22%
3326 RUNSYSTM	16.37	101,238,820	15.12%
9978 BUNKYODO	16.04	217,100,700	25.41%
3323 RECOMM	14.58	677,261,370	13.84%
6276 NAVITAS	13.71	164,927,390	10.60%
3536 AXAS HD	11.56	347,009,130	9.64%
3236 PROPERST	11.36	105,127,130	10.09%

Second Section

Stock	PI (bps)	Turnover(JPY)	Share
7647 ONTSU	119.62	171,614,240	30.14%
8894 REVOLUTI	112.33	131,646,120	35.28%
1491 CHUGAIM	59.45	1,569,856,100	18.36%
1757 CREA HD	59.41	186,815,210	18.08%
6835 ALLIEDHD	21.22	181,338,750	15.61%
4113 TAOKA	9.76	114,047,800	9.79%
6366 CHIYODA	9.54	136,578,330	12.85%
8226 RIKEI	8.55	114,562,390	8.96%
4481 BASE	7.57	411,019,800	10.03%
6721 WINTEST	7.42	253,856,290	13.17%

ETFs & REITs

Stock	PI (bps)	Turnover(JPY)	Share
1699 NFOIL	43.00	1,264,595,162	28.70%
1615 NFBANKS	29.43	187,502,060	17.92%
1357 NFNKDOUB	5.99	15,411,559,931	14.78%
8985 JHR	5.63	594,095,780	11.34%
8952 JRE	5.27	585,321,600	7.67%
3295 HULIC RE	4.70	116,107,260	5.08%
3309 SEKSUIHR	4.54	291,040,560	7.54%
8976 DAIWAOF	4.46	125,384,100	3.76%
8963 INV	4.30	444,991,170	8.64%
8955 JPN-PRI	4.18	223,982,750	5.13%