

Market Report for the Week of October 26, 2020

Daily Averages

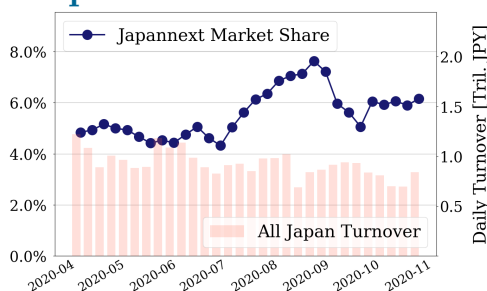
Universe	Turnover(JPY)	Volume	Share	PI (bps)	Symbols
All Market	169,878,663,921	114,516,974	7.04 %	3.29	3156
Topix100	51,874,322,032	14,183,380	6.16 %	0.59	101
Nikkei 225	62,872,313,094	35,486,180	6.40 %	2.12	225
TopixMid400	48,936,145,176	33,499,340	7.33 %	3.89	397
Small & Others	20,920,584,234	21,874,060	6.48 %	4.26	1508
Mothers & Jasdaq	23,348,222,972	19,722,520	8.12 %	6.87	750
ETFs & REITs	22,157,185,675	13,087,674	8.63 %	4.01	116

All Market
7.0 %

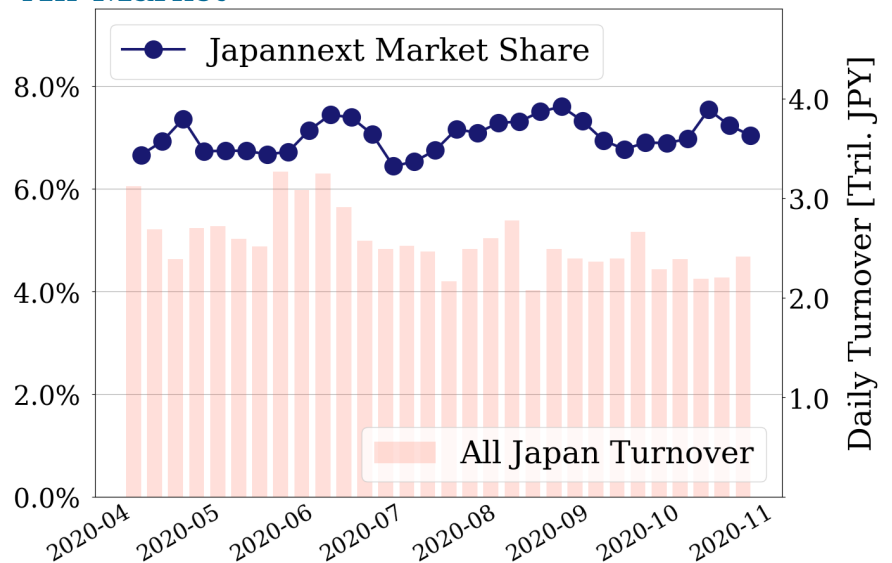
Topix 100
6.2 %

Nikkei 225
6.4 %

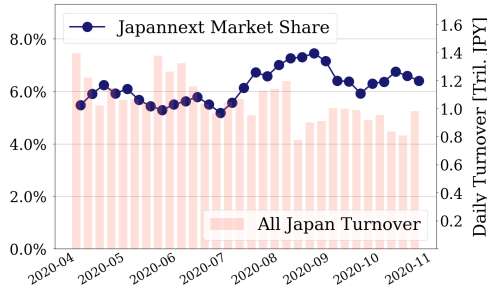
Topix 100



All Market



Nikkei 225



Top Stocks by Turnover

Stock	Turnover(JPY)	Share	PI (bps)
1570 NFNKLV	52,914,877,288	10.01%	1.89
9984 SOFTBNKG	31,814,672,870	7.77%	0.34
7974 NINTEND	27,536,073,200	11.07%	0.47
1357 NFNKDOUB	19,852,318,605	14.02%	5.77
6758 SONY	17,620,119,130	5.23%	0.31

Top Stocks by Market Share

Stock	Turnover(JPY)	Share	PI (bps)
8918 LAND	151,583,800	81.91%	427.11
7647 ONTSU	113,042,050	44.85%	131.30
2315 CAICA	214,220,950	42.79%	239.17
1699 NFOIL	2,429,040,655	37.19%	47.49
8894 REVOLUTI	135,610,760	36.45%	119.47

Top Stocks by Price Improvement

Stock	Turnover(JPY)	Share	PI (bps)
8918 LAND	151,583,800	81.91%	427.11
2315 CAICA	214,220,950	42.79%	239.17
7647 ONTSU	113,042,050	44.85%	131.30
8894 REVOLUTI	135,610,760	36.45%	119.47
1491 CHUGAIM	576,788,700	22.44%	78.42

Top Stocks by Savings

Stock	Turnover(JPY)	Share	Savings
1699 NFOIL	2,429,040,655	37.19%	9,059,975
1357 NFNKDOUB	19,852,318,605	14.02%	8,262,910
1570 NFNKLV	52,914,877,288	10.01%	7,064,539
8918 LAND	151,583,800	81.91%	3,905,580
1491 CHUGAIM	576,788,700	22.44%	3,573,400

- ▶ Analysis is based on Japannext and Thomson Reuters data. Small & Others = First Section - TPX500.
- ▶ All Japan Turnover = Japannext (J+X+U+N) + TSE (excl. Tostnet) + Chi-X (excl. Chi-Match, Chi-Select).
Market Share = Japannext turnover / All Japan Turnover.
- ▶ Opening and Closing auction trades on the TSE are excluded from calculations.
- ▶ Price Improvement (PI) and Savings (PI*volume) are calculated by comparing the execution price against the primary market's best bid for each sell or best offer for each buy at the point of execution from the taker's perspective. Reported PI is a value-weighted average. Names with weekly traded value less than 100,000,000 JPY are excluded from the rankings tables.

Top 10 Stocks by Turnover

Topix 100

Stock	Turnover(JPY)	Share	PI (bps)
9984 SOFTBNKG	31,814,672,870	7.77%	0.34
7974 NINTEND	27,536,073,200	11.07%	0.47
6758 SONY	17,620,119,130	5.23%	0.31
9983 FASTRET	13,693,639,700	10.04%	0.34
6594 NIDEC	10,837,295,370	10.70%	0.47
2413 M3	9,898,024,150	11.43%	3.15
9437 DOCOMO	9,070,045,170	9.28%	1.23
8035 TKOELCN	7,187,146,290	8.24%	0.29
7751 CANON	6,745,651,100	7.25%	0.86
4689 ZHD	6,558,708,080	8.68%	3.87

Nikkei 225

Stock	Turnover(JPY)	Share	PI (bps)
9984 SOFTBNKG	31,814,672,870	7.77%	0.34
6758 SONY	17,620,119,130	5.23%	0.31
9983 FASTRET	13,693,639,700	10.04%	0.34
2413 M3	9,898,024,150	11.43%	3.15
9437 DOCOMO	9,070,045,170	9.28%	1.23
8035 TKOELCN	7,187,146,290	8.24%	0.29
7751 CANON	6,745,651,100	7.25%	0.86
6857 ADVNTST	6,671,482,540	8.50%	4.67
4689 ZHD	6,558,708,080	8.68%	3.87
6954 FANUC	6,110,384,330	6.49%	0.26

Topix Mid400

Stock	Turnover(JPY)	Share	PI (bps)
6920 LASRTEC	7,559,218,430	11.34%	3.00
6857 ADVNTST	6,671,482,540	8.50%	4.67
3064 MONOTARO	5,358,714,260	14.01%	4.56
6701 NEC	5,173,592,060	8.88%	4.18
8184 SIMACHU	4,784,144,270	11.59%	4.98
6723 RENESAS	4,634,142,940	10.59%	3.30
4755 RAKUTEN	4,019,374,850	10.24%	2.68
3659 NEXON	3,920,967,140	2.56%	1.00
2127 M&A	3,458,160,640	9.86%	4.44
4751 CYBER A	3,437,109,960	9.57%	4.04

Small & Others

Stock	Turnover(JPY)	Share	PI (bps)
3962 CHANGE	4,337,058,600	12.03%	3.25
8028 FAMILYMA	3,131,816,650	4.29%	0.63
3788 GMOGSHD	3,099,953,900	10.43%	2.44
3681 V-CUBE	2,512,772,360	6.63%	1.15
3902 MDV	2,363,556,790	7.97%	1.19
6095 MEDPEER	2,200,153,050	8.97%	5.17
8515 AIFUL	1,795,038,880	11.59%	9.14
4776 CYBOZU	1,680,324,170	11.67%	3.68
9519 RENOVA	1,153,526,760	7.62%	1.70
6532 BAYCURNT	1,069,186,310	6.16%	2.13

Mothers

Stock	Turnover(JPY)	Share	PI (bps)
4479 MAKUAKE	8,062,982,200	8.61%	2.78
3998 SURALANT	6,205,462,400	15.26%	4.39
2160 GNI	6,102,323,480	7.85%	1.46
4485 JTOWER	6,008,607,300	10.71%	3.35
4477 BASE	5,467,460,000	8.53%	2.47
4385 MERCARI	4,657,131,800	7.27%	2.73
4475 HENNGE	4,133,188,500	12.62%	3.96
6027 BENG04CM	3,881,434,300	9.86%	2.34
4480 MEDLEY	3,023,585,900	12.47%	4.35
4483 JMDC	2,440,415,550	10.24%	5.10

JASDAQ

Stock	Turnover(JPY)	Share	PI (bps)
3776 BB-TOWER	2,961,480,760	12.32%	5.94
2484 DEMAECAN	1,595,390,530	9.79%	4.58
4557 MBL	964,849,450	22.75%	4.07
2702 MCDNALD	947,002,100	11.82%	4.76
7564 WORKMAN	909,143,000	7.89%	2.71
1407 WEST HD	853,671,750	10.53%	5.08
4970 TOYOGOS	734,276,000	10.23%	6.48
2782 SERIA	632,012,750	8.28%	4.10
6666 RIVER EL	573,191,100	7.33%	3.26
3562 NO.1	550,849,880	11.81%	5.58

Second Section

Stock	Turnover(JPY)	Share	PI (bps)
6897 TWNBIRD	1,978,401,500	7.03%	4.50
1757 CREA HD	1,422,306,170	16.69%	30.26
6502 TOSHIBA	1,090,220,950	5.85%	1.36
2929 PHARMA F	855,778,680	7.46%	1.76
1491 CHUGAIM	576,788,700	22.44%	78.42
6254 NOMURAMI	547,124,150	8.43%	3.13
4766 PA	458,494,260	4.79%	16.53
3150 GREMZ	391,953,410	8.78%	2.08
3633 GMOPEPA	353,147,300	17.04%	7.30
3663 ARTSPARK	321,288,330	8.61%	2.30

ETFs & REITs

Stock	Turnover(JPY)	Share	PI (bps)
1570 NFNKLV	52,914,877,288	10.01%	1.89
1357 NFNKDOUB	19,852,318,605	14.02%	5.77
1579 225 BULL	3,721,906,590	4.75%	1.17
1360 NKBEAR-2	3,411,667,158	13.78%	1.83
8951 NBF	3,411,291,000	5.94%	4.66
1459 RK 225DI	3,070,728,360	17.78%	1.25
1458 RK 225LV	2,788,319,699	7.71%	3.19
1699 NFOIL	2,429,040,655	37.19%	47.49
1552 VIXSHORT	1,971,118,478	10.78%	2.08
1671 WTI ETF	1,965,231,133	17.04%	4.32

Top 10 Stocks by Market Share

Topix 100

Stock	Share	Turnover(JPY)	PI (bps)
2413 M3	11.43%	9,898,024,150	3.15
7974 NINTEND	11.07%	27,536,073,200	0.47
6594 NIDEC	10.70%	10,837,295,370	0.47
9983 FASTRET	10.04%	13,693,639,700	0.34
9437 DOCOMO	9.28%	9,070,045,170	1.23
9020 JR EAST	8.96%	3,963,065,860	0.53
4689 ZHD	8.68%	6,558,708,080	3.87
9022 JR CENT	8.56%	3,028,669,790	0.42
8035 TKOELCN	8.24%	7,187,146,290	0.29
7832 BANNAMHD	8.10%	1,631,184,900	0.90

Nikkei 225

Stock	Share	Turnover(JPY)	PI (bps)
7762 CITIZEN	20.02%	816,208,970	13.13
2768 SOJITZ	17.68%	915,168,650	14.89
7211 MMC	17.62%	1,782,446,520	18.44
9501 TEPCOHD	16.86%	2,515,705,790	12.24
4902 KONICAM	16.47%	2,571,038,880	12.38
5803 FUJIKRA	16.37%	486,761,870	11.40
6472 NTN	15.42%	850,828,800	18.58
4005 SMICHEM	14.31%	1,803,399,960	9.61
1332 NISSUI	14.16%	437,964,340	7.31
9602 TOHO MV	12.72%	1,559,212,620	3.27

Topix Mid400

Stock	Share	Turnover(JPY)	PI (bps)
3938 LINE	23.10%	776,327,100	6.41
8410 SEVEN BK	20.43%	799,732,950	15.81
2768 SOJITZ	17.68%	915,168,650	14.89
7211 MMC	17.62%	1,782,446,520	18.44
9501 TEPCOHD	16.86%	2,515,705,790	12.24
4902 KONICAM	16.47%	2,571,038,880	12.38
6472 NTN	15.42%	850,828,800	18.58
7167 MEBUKIFG	15.09%	820,609,160	16.52
4005 SMICHEM	14.31%	1,803,399,960	9.61
1332 NISSUI	14.16%	437,964,340	7.31

Small & Others

Stock	Share	Turnover(JPY)	PI (bps)
8918 LAND	81.91%	151,583,800	427.11
7762 CITIZEN	20.02%	816,208,970	13.13
6740 JDI	18.21%	217,058,660	61.74
5803 FUJIKRA	16.37%	486,761,870	11.40
6632 JVCKW	15.29%	163,453,280	18.54
4651 SANIX	13.98%	187,269,420	8.43
4321 KENEDIX	13.18%	539,842,990	4.73
8016 ONWARDHD	13.11%	155,087,820	13.75
1821 MS-CON	13.09%	169,250,350	6.54
9749 FUJISOF	13.01%	239,896,110	7.75

Mothers

Stock	Share	Turnover(JPY)	PI (bps)
2370 MEDINET	21.54%	160,371,210	36.51
4591 RIBOMIC	18.87%	255,060,690	11.27
4597 SOLASIA	16.72%	304,879,040	18.40
3911 AIMING	16.62%	652,876,360	4.27
4596 KUBOTAPH	15.92%	108,481,590	13.85
2150 CARENET	15.64%	849,888,110	5.42
4425 KUDAN	15.59%	195,237,700	3.89
3782 DDS	15.48%	175,451,370	11.32
3998 SURALANT	15.26%	6,205,462,400	4.39
6195 HOPE	14.99%	1,142,654,200	6.00

JASDAQ

Stock	Share	Turnover(JPY)	PI (bps)
2315 CAICA	42.79%	214,220,950	239.17
4557 MBL	22.75%	964,849,450	4.07
9973 KOZOSUSI	18.96%	358,815,080	48.06
7610 TAY TWO	18.72%	388,191,300	26.60
3323 RECOMM	16.49%	156,049,640	16.69
6629 TECHNOHR	15.95%	279,240,170	4.04
4978 REPROCEL	15.50%	190,958,590	10.69
4582 SYMBIO	14.38%	128,094,670	12.53
7177 GMOFHD	13.07%	184,212,220	4.77
8256 MARUMIT	12.97%	112,079,070	13.11

Second Section

Stock	Share	Turnover(JPY)	PI (bps)
7647 ONTSU	44.85%	113,042,050	131.30
8894 REVOLUTI	36.45%	135,610,760	119.47
1491 CHUGAIM	22.44%	576,788,700	78.42
3633 GMOPEPA	17.04%	353,147,300	7.30
1757 CREA HD	16.69%	1,422,306,170	30.26
6366 CHIYODA	14.22%	178,501,350	12.13
6721 WINTEST	13.99%	116,501,110	11.95
4113 TAOKA	9.51%	291,692,800	5.15
2354 YE DIGIT	8.81%	173,100,750	5.41
3150 GREMZ	8.78%	391,953,410	2.08

ETFs & REITs

Stock	Share	Turnover(JPY)	PI (bps)
1699 NFOIL	37.19%	2,429,040,655	47.49
1459 RK 225DI	17.78%	3,070,728,360	1.25
1671 WTI ETF	17.04%	1,965,231,133	4.32
1615 NFBANKS	16.97%	182,945,480	27.86
1357 NFNKDOUB	14.02%	19,852,318,605	5.77
1360 NKBEAR-2	13.78%	3,411,667,158	1.83
8958 GLOBLRE	13.57%	174,545,510	5.48
1356 TPXBEAR2	11.22%	414,783,966	2.23
1552 VIXSHORT	10.78%	1,971,118,478	2.08
1571 NFNKIV	10.65%	197,486,055	3.32

Top 10 Stocks by PI

Topix 100

Stock	PI (bps)	Turnover(JPY)	Share
4689 ZHD	3.87	6,558,708,080	8.68%
8308 RESONA	3.37	308,188,590	2.74%
2413 M3	3.15	9,898,024,150	11.43%
5020 ENEOS	2.93	717,963,100	2.99%
8306 MUFG	2.87	2,642,605,200	3.75%
7201 NISSAN	2.73	1,187,836,370	5.04%
8601 DAIWASG	2.67	194,277,450	2.19%
8604 NOMRAHD	2.25	161,365,650	0.82%
3402 TORAY	2.22	384,099,660	3.78%
4188 MTBCM HD	1.99	382,030,880	2.70%

Nikkei 225

Stock	PI (bps)	Turnover(JPY)	Share
6472 NTN	18.58	850,828,800	15.42%
7211 MMC	18.44	1,782,446,520	17.62%
2768 SOJITZ	14.89	915,168,650	17.68%
7762 CITIZEN	13.13	816,208,970	20.02%
4902 KONICAM	12.38	2,571,038,880	16.47%
9501 TEPCOHD	12.24	2,515,705,790	16.86%
5803 FUJIKRA	11.40	486,761,870	16.37%
4005 SMICHEM	9.61	1,803,399,960	14.31%
7186 CONCRDIA	8.68	421,614,910	9.74%
5406 KOBESTL	7.48	888,417,990	11.39%

Topix Mid400

Stock	PI (bps)	Turnover(JPY)	Share
6472 NTN	18.58	850,828,800	15.42%
7211 MMC	18.44	1,782,446,520	17.62%
7167 MEBUKIFG	16.52	820,609,160	15.09%
8410 SEVEN BK	15.81	799,732,950	20.43%
2768 SOJITZ	14.89	915,168,650	17.68%
4902 KONICAM	12.38	2,571,038,880	16.47%
9501 TEPCOHD	12.24	2,515,705,790	16.86%
8334 GUNMABK	11.85	125,792,290	13.65%
4005 SMICHEM	9.61	1,803,399,960	14.31%
7186 CONCRDIA	8.68	421,614,910	9.74%

Small & Others

Stock	PI (bps)	Turnover(JPY)	Share
8918 LAND	427.11	151,583,800	81.91%
6740 JDI	61.74	217,058,660	18.21%
8585 OR.CORP	24.69	213,719,530	11.57%
6632 JVCKW	18.54	163,453,280	15.29%
8016 ONWARDHD	13.75	155,087,820	13.11%
8848 LEOPC21	13.74	218,158,940	10.99%
7762 CITIZEN	13.13	816,208,970	20.02%
5803 FUJIKRA	11.40	486,761,870	16.37%
9424 JPN-COMM	10.78	469,823,060	10.50%
5563 NP-DENK	10.43	243,554,160	12.68%

Mothers

Stock	PI (bps)	Turnover(JPY)	Share
2370 MEDINET	36.51	160,371,210	21.54%
7353 KIYO	26.39	227,319,800	6.74%
4014 KARADANO	23.70	337,474,230	0.90%
4011 HEADWATR	19.38	460,877,100	2.38%
4597 SOLASIA	18.40	304,879,040	16.72%
4564 OTS	18.20	293,027,190	13.42%
7317 MATSUYAR	18.12	164,306,400	3.03%
9270 VALUENCE	14.17	235,757,650	9.58%
4596 KUBOTAPH	13.85	108,481,590	15.92%
3782 DDS	11.32	175,451,370	15.48%

JASDAQ

Stock	PI (bps)	Turnover(JPY)	Share
2315 CAICA	239.17	214,220,950	42.79%
9973 KOZOSUSI	48.06	358,815,080	18.96%
7610 TAY TWO	26.60	388,191,300	18.72%
4347 BR-MEDIA	26.20	106,704,730	11.69%
3264 ASCOT	23.53	246,793,580	10.21%
5199 FUJILTX	21.02	132,113,600	6.96%
3323 RECOMM	16.69	156,049,640	16.49%
7692 EINFINIT	16.48	222,413,050	1.48%
2388 WEDGE-HD	15.37	109,417,300	6.41%
4772 STREAM M	13.88	315,042,010	6.98%

Second Section

Stock	PI (bps)	Turnover(JPY)	Share
7647 ONTSU	131.30	113,042,050	44.85%
8894 REVOLUTI	119.47	135,610,760	36.45%
1491 CHUGAIM	78.42	576,788,700	22.44%
1757 CREA HD	30.26	1,422,306,170	16.69%
4481 BASE	21.51	107,699,000	5.38%
4766 PA	16.53	458,494,260	4.79%
6366 CHIYODA	12.13	178,501,350	14.22%
6721 WINTEST	11.95	116,501,110	13.99%
9878 SEKIDO	10.67	295,365,030	3.24%
3633 GMOPEPA	7.30	353,147,300	17.04%

ETFs & REITs

Stock	PI (bps)	Turnover(JPY)	Share
1699 NFOIL	47.49	2,429,040,655	37.19%
1615 NFBANKS	27.86	182,945,480	16.97%
8972 KENEDIXO	7.10	361,613,500	7.48%
1357 NFNKDOUB	5.77	19,852,318,605	14.02%
8958 GLOBLRE	5.48	174,545,510	13.57%
8952 JRE	5.17	880,693,500	6.83%
8985 JHR	5.00	1,049,651,570	8.94%
8951 NBF	4.66	3,411,291,000	5.94%
1540 JPP GLD	4.51	299,676,205	10.57%
1671 WTI ETF	4.32	1,965,231,133	17.04%