

Market Report for the Week of December 28, 2020

Daily Averages

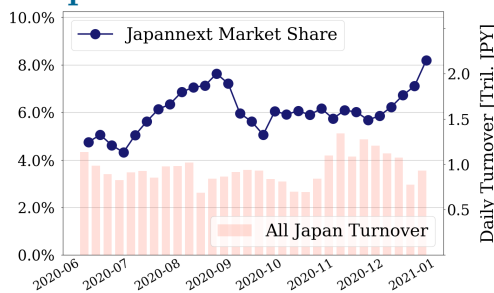
Universe	Turnover(JPY)	Volume	Share	PI (bps)	Symbols
All Market	192,908,757,772	133,278,043	7.95 %	3.31	3370
Topix100	76,339,712,510	15,579,200	8.19 %	0.62	99
Nikkei 225	81,232,389,617	34,590,533	8.00 %	1.58	225
TopixMid400	42,967,807,320	29,098,967	8.02 %	3.77	398
Small & Others	23,775,655,597	27,505,167	7.49 %	4.73	1599
Mothers & Jasdaq	18,850,639,297	21,839,800	6.69 %	8.11	819
ETFs & REITs	27,531,615,662	13,456,609	8.86 %	3.12	126

All Market
8.0 %

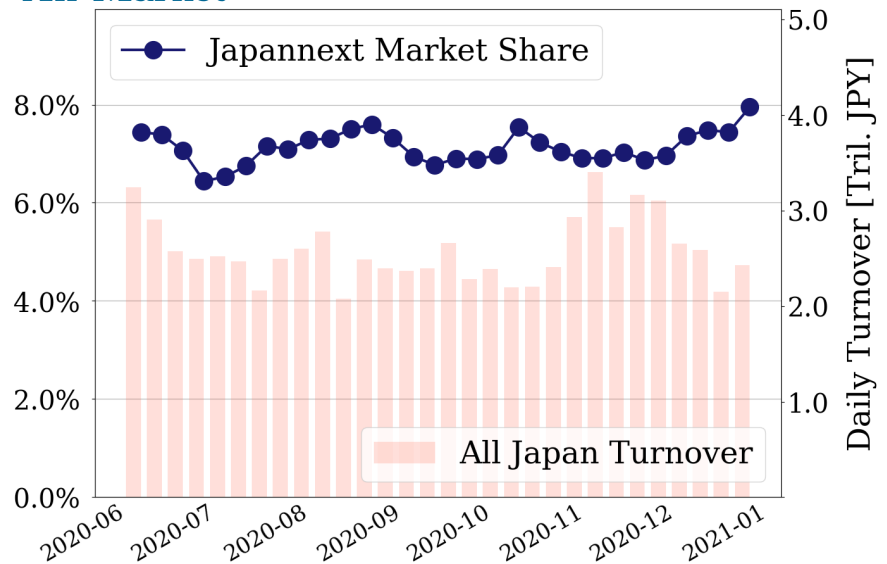
Topix 100
8.2 %

Nikkei 225
8.0 %

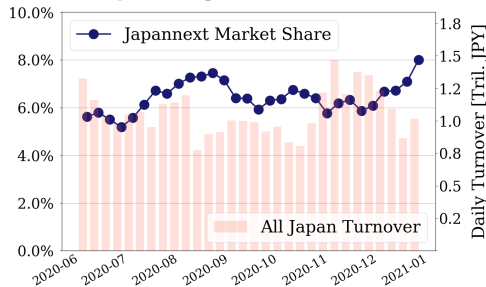
Topix 100



All Market



Nikkei 225



Top Stocks by Turnover

Stock	Turnover(JPY)	Share	PI (bps)
9984 SOFTBNKG	53,045,995,860	13.56%	0.44
1570 NFNKLV	46,923,701,953	9.83%	1.31
7974 NINTEND	25,131,512,800	12.84%	0.60
9983 FASTRET	21,342,636,800	11.64%	0.44
1357 NFNKDOUB	13,586,313,257	11.00%	8.50

Top Stocks by Market Share

Stock	Turnover(JPY)	Share	PI (bps)
9318 ASIADVEVE	334,924,750	96.15%	755.61
2315 CAICA	220,358,690	35.25%	282.63
1699 NFOIL	565,928,531	28.88%	36.89
9610 WILSON	1,216,903,760	26.60%	16.61
9681 T-DOME	1,003,210,530	25.71%	2.70

Top Stocks by Price Improvement

Stock	Turnover(JPY)	Share	PI (bps)
9318 ASIADVEVE	334,924,750	96.15%	755.61
2315 CAICA	220,358,690	35.25%	282.63
6740 JDI	109,945,940	25.28%	86.02
2370 MEDINET	190,318,030	19.23%	51.25
4167 KOKOPELI	922,125,700	1.60%	44.41

Top Stocks by Savings

Stock	Turnover(JPY)	Share	Savings
9318 ASIADVEVE	334,924,750	96.15%	23,567,740
1357 NFNKDOUB	13,586,313,257	11.00%	8,984,363
1570 NFNKLV	46,923,701,953	9.83%	5,150,558
2315 CAICA	220,358,690	35.25%	5,124,600
9984 SOFTBNKG	53,045,995,860	13.56%	2,107,770

- ▶ Analysis is based on Japannext and Refinitiv data. Small & Others = First Section - TPX500.
- ▶ All Japan Turnover = Japannext (J+X+U+N) + TSE (excl. Tostnet) + Chi-X (excl. Chi-Match, Chi-Select).
Market Share = Japannext turnover / All Japan Turnover.
- ▶ Opening and Closing auction trades on the TSE are excluded from calculations.
- ▶ Price Improvement (PI) and Savings (PI*volume) are calculated by comparing the execution price against the primary market's best bid for each sell or best offer for each buy at the point of execution from the taker's perspective. Reported PI is a value-weighted average. Names with weekly traded value less than 100,000,000 JPY are excluded from the rankings tables.

Top 10 Stocks by Turnover

Topix 100

Stock	Turnover(JPY)	Share	PI (bps)
9984 SOFTBNKG	53,045,995,860	13.56%	0.44
7974 NINTEND	25,131,512,800	12.84%	0.60
9983 FASTRET	21,342,636,800	11.64%	0.44
2413 M3	10,179,179,050	11.26%	0.45
6758 SONY	9,265,265,040	9.92%	0.65
8035 TKOELCN	7,430,691,610	9.48%	0.29
6861 KEYENCE	6,043,062,000	8.61%	0.66
6981 MURATA	5,305,514,170	8.60%	0.43
2914 JT	4,618,564,860	7.01%	1.02
6594 NIDEC	4,615,169,610	9.20%	0.39

Nikkei 225

Stock	Turnover(JPY)	Share	PI (bps)
9984 SOFTBNKG	53,045,995,860	13.56%	0.44
9983 FASTRET	21,342,636,800	11.64%	0.44
2413 M3	10,179,179,050	11.26%	0.45
6758 SONY	9,265,265,040	9.92%	0.65
8035 TKOELCN	7,430,691,610	9.48%	0.29
2914 JT	4,618,564,860	7.01%	1.02
7203 TOYOTA	3,945,812,920	4.71%	0.46
4755 RAKUTEN	3,735,537,490	14.23%	3.03
9202 ANA	3,498,408,160	9.33%	1.26
6857 ADVNTST	3,190,786,010	11.05%	4.12

Topix Mid400

Stock	Turnover(JPY)	Share	PI (bps)
6920 LASRTEC	4,324,404,970	8.98%	2.02
4755 RAKUTEN	3,735,537,490	14.23%	3.03
6857 ADVNTST	3,190,786,010	11.05%	4.12
9201 JAL	3,009,233,280	11.09%	1.26
8473 SBI	2,571,799,750	7.98%	1.12
3436 SUMCO	2,315,973,730	6.55%	1.23
6723 RENESAS	1,818,967,530	12.33%	3.02
6762 TDK	1,724,510,770	6.69%	1.64
6976 TAIYOYU	1,680,269,760	9.37%	2.63
7012 KHI	1,550,642,760	7.66%	1.14

Small & Others

Stock	Turnover(JPY)	Share	PI (bps)
9519 RENOVA	5,700,390,100	15.30%	3.83
6095 MEDPEER	2,633,536,100	13.42%	3.77
3681 V-CUBE	1,656,701,520	8.08%	1.93
3962 CHANGE	1,459,028,150	11.99%	3.29
8698 MONEX G	1,361,639,780	13.57%	6.92
7004 HIT-ZOS	1,277,355,540	11.44%	4.51
6532 BAYCURNT	1,062,345,600	8.71%	1.83
4321 KENEDIX	1,013,950,810	18.78%	6.93
9681 T-DOME	1,003,210,530	25.71%	2.70
6584 SANOH	974,880,190	10.17%	2.78

Mothers

Stock	Turnover(JPY)	Share	PI (bps)
4485 JTOWER	4,769,433,200	12.68%	2.39
4477 BASE	4,263,060,400	13.70%	2.91
4436 MINKABU	2,821,079,700	13.18%	3.94
4488 AIINSIDE	1,459,090,000	5.70%	3.45
3914 JIG-SAW	1,359,861,600	9.52%	3.43
4385 MERCARI	1,012,850,250	9.64%	3.00
4167 KOKOPELI	922,125,700	1.60%	44.41
4169 ENCHANGE	814,441,050	3.13%	13.30
4475 HENNGE	802,669,000	12.58%	3.61
4056 NEURAL	766,888,900	9.51%	3.19

JASDAQ

Stock	Turnover(JPY)	Share	PI (bps)
2702 MCDNALD	2,842,987,100	25.59%	6.11
2484 DEMAECAN	1,240,667,950	8.36%	3.76
9610 WILSON	1,216,903,760	26.60%	16.61
1407 WEST HD	965,953,100	9.74%	3.56
7564 WORKMAN	659,675,600	8.85%	2.17
6400 FUJSEKI	414,364,640	5.47%	3.17
6890 FERROTEC	377,094,040	7.55%	1.74
6324 HARMONC	370,981,500	7.72%	3.87
4582 SYMBIO	293,110,760	16.24%	9.20
2667 IMAGE1	268,708,890	7.90%	3.62

Second Section

Stock	Turnover(JPY)	Share	PI (bps)
2929 PHARMA F	1,823,269,410	8.41%	1.50
3856 ABALANCE	975,644,310	7.94%	4.74
7625 DINING	586,242,430	6.31%	16.40
6502 TOSHIBA	574,062,750	6.24%	1.08
6955 FDK	458,045,240	5.61%	1.55
2354 YE DIGIT	355,731,500	9.57%	4.00
6254 NOMURAMI	354,269,000	8.90%	3.79
9318 ASIADAVE	334,924,750	96.15%	755.61
3663 ARTSPARK	309,352,440	7.88%	2.02
6897 TWNBIRD	267,300,490	8.79%	2.23

ETFs & REITs

Stock	Turnover(JPY)	Share	PI (bps)
1570 NFNKLV	46,923,701,953	9.83%	1.31
1357 NFNKDOUB	13,586,313,257	11.00%	8.50
1360 NKBEAR-2	3,249,595,689	12.99%	2.40
1579 225 BULL	2,616,333,480	9.70%	4.59
1459 RK 225DI	2,249,647,643	8.43%	1.85
1458 RK 225LV	2,059,963,740	6.75%	2.48
1321 NFNK225	895,845,924	5.09%	0.82
1699 NFOIL	565,928,531	28.88%	36.89
1568 TPX BULL	458,817,270	6.36%	1.69
8951 NBF	453,588,400	5.41%	3.65

Top 10 Stocks by Market Share

Topix 100

Stock	Share	Turnover(JPY)	PI (bps)
9984 SOFTBNKG	13.56%	53,045,995,860	0.44
7974 NINTEND	12.84%	25,131,512,800	0.60
9022 JR CENT	12.17%	2,986,509,050	0.44
9983 FASTRET	11.64%	21,342,636,800	0.44
2413 M3	11.26%	10,179,179,050	0.45
9021 JR WEST	10.82%	1,513,406,620	0.80
8267 AEON	10.12%	1,868,114,420	1.06
4661 OLC	9.92%	2,471,376,360	0.38
6758 SONY	9.92%	9,265,265,040	0.65
9020 JR EAST	9.60%	2,109,791,160	0.55

Nikkei 225

Stock	Share	Turnover(JPY)	PI (bps)
2768 SOJITZ	21.95%	758,806,040	15.47
7211 MMC	16.11%	1,514,751,590	14.87
9501 TEPCOHD	15.22%	998,226,390	12.75
1803 SHIMIZU	14.48%	511,391,250	4.74
4755 RAKUTEN	14.23%	3,735,537,490	3.03
6472 NTN	14.05%	518,533,600	12.71
9602 TOHO MV	13.82%	458,089,390	3.22
9984 SOFTBNKG	13.56%	53,045,995,860	0.44
4005 SMICHEM	13.53%	1,157,773,060	8.23
5803 FUJIKRA	13.28%	309,686,850	6.07

Topix Mid400

Stock	Share	Turnover(JPY)	PI (bps)
8410 SEVEN BK	22.94%	568,186,170	16.34
4202 DAICEL	22.28%	695,064,670	5.49
2768 SOJITZ	21.95%	758,806,040	15.47
8593 MUFLEASE	18.94%	761,498,300	7.19
8572 ACOM	16.31%	238,640,470	6.91
7211 MMC	16.11%	1,514,751,590	14.87
9831 YAMADAHD	15.78%	662,557,790	6.19
9501 TEPCOHD	15.22%	998,226,390	12.75
8184 SIMACHU	14.60%	458,187,400	7.21
1803 SHIMIZU	14.48%	511,391,250	4.74

Small & Others

Stock	Share	Turnover(JPY)	PI (bps)
9681 T-DOME	25.71%	1,003,210,530	2.70
6740 JDI	25.28%	109,945,940	86.02
8848 LEOPC21	19.15%	268,050,450	31.70
4321 KENEDIX	18.78%	1,013,950,810	6.93
8714 SENSUIK	16.50%	100,278,850	18.86
4344 SOURCENX	16.32%	224,093,780	9.89
3673 BRODLEAF	15.73%	305,755,300	3.48
9519 RENOVA	15.30%	5,700,390,100	3.83
8358 SURGABK	14.36%	243,884,090	8.41
3315 NIP-COKE	14.16%	580,812,930	29.81

Mothers

Stock	Share	Turnover(JPY)	PI (bps)
3911 AIMING	20.16%	312,345,320	8.11
2370 MEDINET	19.23%	190,318,030	51.25
3998 SURALANT	15.73%	406,250,300	5.32
4308 JSTREAM	15.57%	593,352,800	5.11
4591 RIBOMIC	15.05%	109,337,190	10.67
4571 NANOCARI	14.93%	168,538,840	11.06
1447 ITBOOKHD	14.14%	198,241,900	6.35
4477 BASE	13.70%	4,263,060,400	2.91
4480 MEDLEY	13.40%	672,124,100	3.18
4436 MINKABU	13.18%	2,821,079,700	3.94

JASDAQ

Stock	Share	Turnover(JPY)	PI (bps)
2315 CAICA	35.25%	220,358,690	282.63
9610 WILSON	26.60%	1,216,903,760	16.61
2702 MCDNALD	25.59%	2,842,987,100	6.11
4978 REPROCEL	21.54%	185,043,810	7.79
3390 INEST	18.00%	225,649,000	20.13
7610 TAY TWO	16.48%	188,695,890	26.33
4582 SYMBIO	16.24%	293,110,760	9.20
9758 JAPSYTM	14.76%	265,570,450	5.58
4293 SEPTENHD	14.58%	149,161,100	7.62
3323 RECOMM	13.91%	107,508,900	22.72

Second Section

Stock	Share	Turnover(JPY)	PI (bps)
9318 ASIADVEE	96.15%	334,924,750	755.61
1757 CREA HD	18.14%	221,144,320	39.16
3071 STREAM	14.36%	216,733,320	13.59
6670 MCJ	12.34%	165,960,720	3.26
2375 GIGWORKS	11.81%	153,557,550	5.26
6366 CHIYODA	11.03%	249,333,730	10.89
2354 YE DIGIT	9.57%	355,731,500	4.00
6254 NOMURAMI	8.90%	354,269,000	3.79
6897 TWNBIRD	8.79%	267,300,490	2.23
2929 PHARMA F	8.41%	1,823,269,410	1.50

ETFs & REITs

Stock	Share	Turnover(JPY)	PI (bps)
1699 NFOIL	28.88%	565,928,531	36.89
1615 NFBANKS	16.39%	137,451,100	24.54
1365 DW 225LV	13.98%	341,071,963	3.43
1360 NKBEAR-2	12.99%	3,249,595,689	2.40
1540 JPP GLD	12.65%	332,593,714	4.02
1671 WTI ETF	12.39%	388,284,003	3.59
1356 TPXBEAR2	12.00%	216,148,894	2.66
1367 DW TPX2X	11.90%	108,009,610	1.92
1357 NFNKDOUB	11.00%	13,586,313,257	8.50
1570 NFNKLV	9.83%	46,923,701,953	1.31

Top 10 Stocks by PI

Topix 100

Stock	PI (bps)	Turnover(JPY)	Share
5020 ENEOS	2.84	619,973,980	4.65%
8308 RESONA	2.83	208,673,780	2.86%
8306 MUFG	2.24	1,804,154,740	3.59%
4188 MTBCM HD	2.08	187,982,830	2.37%
7201 NISSAN	2.04	1,394,382,970	5.18%
3402 TORAY	2.03	213,839,860	2.81%
8604 NOMRAHD	1.94	152,119,570	1.35%
3407 ASA-KSI	1.91	295,099,070	5.23%
4689 ZHD	1.89	794,093,330	3.63%
8830 SMIRE&D	1.83	154,868,370	2.68%

Nikkei 225

Stock	PI (bps)	Turnover(JPY)	Share
2768 SOJITZ	15.47	758,806,040	21.95%
7211 MMC	14.87	1,514,751,590	16.11%
9501 TEPCOHD	12.75	998,226,390	15.22%
6472 NTN	12.71	518,533,600	14.05%
7762 CITIZEN	11.64	214,948,360	11.57%
7186 CONCRDIA	9.43	302,242,570	11.40%
4005 SMICHEM	8.23	1,157,773,060	13.53%
4902 KONICAM	8.19	1,168,052,680	12.95%
1332 NISSUI	8.01	231,245,370	10.05%
7003 MTI E&S	7.21	174,585,670	9.92%

Topix Mid400

Stock	PI (bps)	Turnover(JPY)	Share
7167 MEBUKIFG	17.25	364,321,050	12.86%
8410 SEVEN BK	16.34	568,186,170	22.94%
2768 SOJITZ	15.47	758,806,040	21.95%
7211 MMC	14.87	1,514,751,590	16.11%
9501 TEPCOHD	12.75	998,226,390	15.22%
6472 NTN	12.71	518,533,600	14.05%
8359 82-BANK	9.84	179,292,010	14.30%
7186 CONCRDIA	9.43	302,242,570	11.40%
4005 SMICHEM	8.23	1,157,773,060	13.53%
4902 KONICAM	8.19	1,168,052,680	12.95%

Small & Others

Stock	PI (bps)	Turnover(JPY)	Share
6740 JDI	86.02	109,945,940	25.28%
8848 LEOPC21	31.70	268,050,450	19.15%
3315 NIP-COKE	29.81	580,812,930	14.16%
8714 SENSUIK	18.86	100,278,850	16.50%
9424 JPN-COMM	15.33	270,168,780	14.01%
8515 AIFUL	12.93	436,991,590	13.87%
7762 CITIZEN	11.64	214,948,360	11.57%
8616 TT-FHD	10.68	123,236,380	11.73%
4344 SOURCENX	9.89	224,093,780	16.32%
2337 ICHIGO	9.03	150,795,090	12.17%

Mothers

Stock	PI (bps)	Turnover(JPY)	Share
2370 MEDINET	51.25	190,318,030	19.23%
4167 KOKOPELI	44.41	922,125,700	1.60%
4884 KRINGLE	40.67	101,984,260	0.78%
4165 PLAID	24.39	211,475,450	1.50%
4586 MEDRX	19.26	118,444,030	6.96%
4166 CACCO	19.05	208,218,600	1.80%
4168 YAPPLI	18.52	375,416,000	1.32%
4011 HEADWATR	17.65	164,432,000	5.12%
6612 BALMUDA	17.54	138,060,500	2.16%
4019 STAMEN	15.34	109,845,840	1.40%

JASDAQ

Stock	PI (bps)	Turnover(JPY)	Share
2315 CAICA	282.63	220,358,690	35.25%
7610 TAY TWO	26.33	188,695,890	16.48%
3323 RECOMM	22.72	107,508,900	13.91%
4172 TOWAHISY	22.48	147,696,150	2.54%
3390 INEST	20.13	225,649,000	18.00%
9610 WILSON	16.61	1,216,903,760	26.60%
2191 TELLA	11.70	114,645,600	5.76%
3776 BB-TOWER	10.76	160,189,340	11.62%
6635 DI-NIKKO	9.33	116,192,740	2.43%
7922 SANKSAN	9.22	146,012,520	7.14%

Second Section

Stock	PI (bps)	Turnover(JPY)	Share
9318 ASIADVEVE	755.61	334,924,750	96.15%
1757 CREA HD	39.16	221,144,320	18.14%
7625 DINING	16.40	586,242,430	6.31%
3071 STREAM	13.59	216,733,320	14.36%
6366 CHIYODA	10.89	249,333,730	11.03%
2375 GIGWORKS	5.26	153,557,550	11.81%
3856 ABALANCE	4.74	975,644,310	7.94%
2354 YE DIGIT	4.00	355,731,500	9.57%
6254 NOMURAMI	3.79	354,269,000	8.90%
6670 MCJ	3.26	165,960,720	12.34%

ETFs & REITs

Stock	PI (bps)	Turnover(JPY)	Share
1699 NFOIL	36.89	565,928,531	28.88%
1615 NFBANKS	24.54	137,451,100	16.39%
1357 NFNKDOUB	8.50	13,586,313,257	11.00%
8985 JHR	5.13	396,205,440	7.91%
3471 MITSUILP	4.88	157,289,400	9.48%
3287 HOSINORR	4.84	234,984,800	9.14%
1579 225 BULL	4.59	2,616,333,480	9.70%
1552 VIXSHORT	4.19	404,518,470	7.01%
1540 JPP GLD	4.02	332,593,714	12.65%
8952 JRE	3.83	360,729,000	7.55%