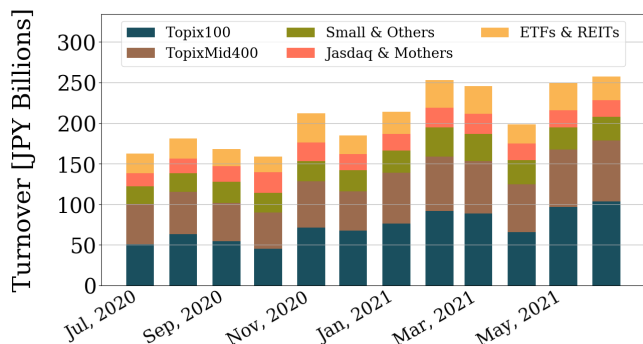


Market Report for June, 2021

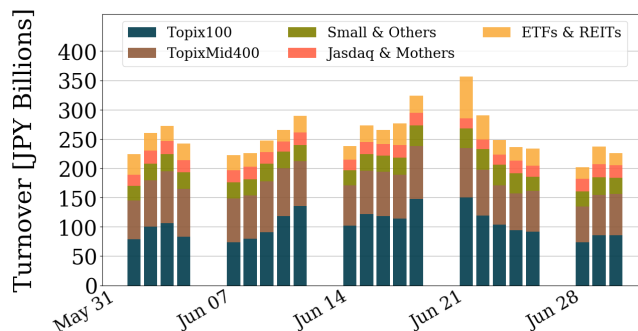
Trading Summary

Total Monthly Turnover(JPY)	5,720,009,917,720	Total Monthly Volume	4,101,959,053
Average Daily Turnover(JPY)	260,000,450,805	Average Daily Volume	186,452,684
Average PI (bps)	3.83	Average Traded Symbols	3375

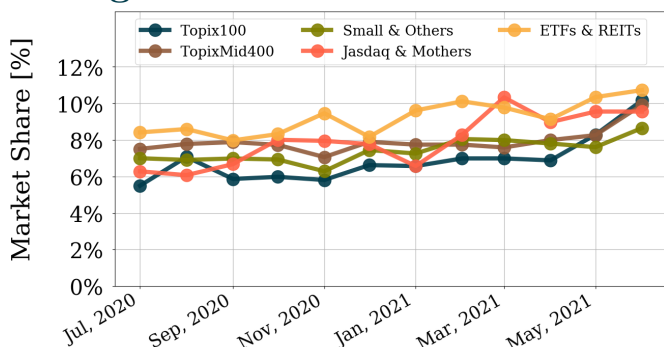
Average Daily Turnover



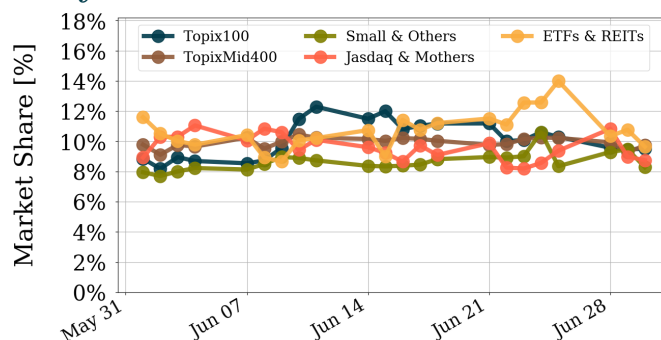
Daily Turnover



Average Market Share



Daily Market Share



Top Stocks by Turnover

Stock	Turnover(JPY)	Share	PI (bps)
1570 NFNKLV	307,690,996,360	14.46%	2.61
6920 LASRTEC	233,623,323,460	12.74%	1.13
4523 EISAI	232,212,151,780	17.37%	1.22
9983 FASTRET	164,487,982,100	16.47%	0.95
7974 NINTEND	141,972,714,900	12.98%	0.82

Top Stocks by Market Share

Stock	Turnover(JPY)	Share	PI (bps)
6628 ONKYOHE	6,018,479,250	75.06%	1048.55
8918 LAND	487,457,000	63.19%	395.63
7959 OLIVER	16,591,680,590	55.41%	4.70
9318 ASIADAVE	2,022,162,230	49.56%	537.39
7647 ONTSU	136,451,420	36.99%	145.99

Top Stocks by Price Improvement

Stock	Turnover(JPY)	Share	PI (bps)
6628 ONKYOHE	6,018,479,250	75.06%	1048.55
9318 ASIADAVE	2,022,162,230	49.56%	537.39
8918 LAND	487,457,000	63.19%	395.63
3777 FHTHD	169,995,670	35.92%	226.44
6731 PIXELA	163,356,680	23.33%	173.47

Top Stocks by Savings

Stock	Turnover(JPY)	Share	Savings
6628 ONKYOHE	6,018,479,250	75.06%	339,694,440
9318 ASIADAVE	2,022,162,230	49.56%	66,873,550
1570 NFNKLV	307,690,996,360	14.46%	63,597,115
1357 NFNKDOUB	73,749,673,884	16.82%	55,592,768
6993 DAIKOKYA	12,318,393,250	14.96%	39,594,780

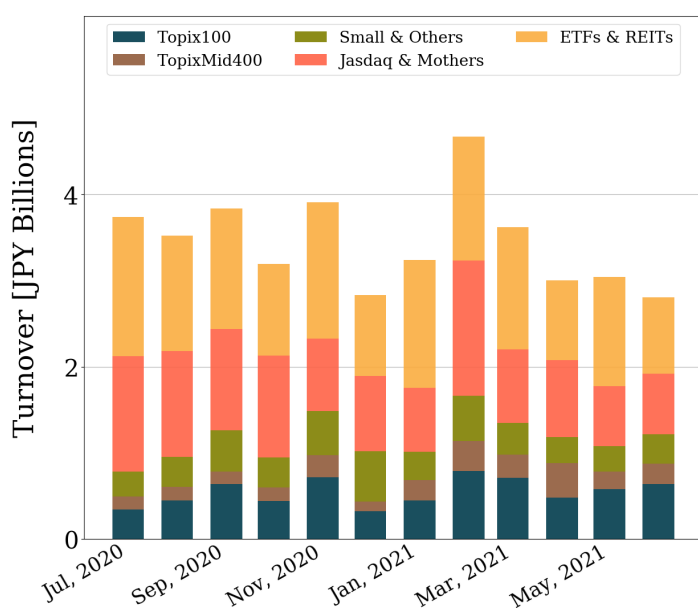
- ▶ Analysis is based on Japannext and Refinitiv data. Small & Others = First Section - TPX500.
- ▶ All Japan Turnover = Japannext (J+X+U+N) + TSE (excl. Tostnet) + Chi-X (Chi-Alpha + Chi-Select excl. Chi-Match). Market Share = Japannext turnover / All Japan Turnover.
- ▶ Opening and Closing auction trades on the TSE are excluded from calculations.
- ▶ Price Improvement (PI) and Savings (PI*volume) are calculated by comparing the execution price against the primary market's best bid for each sell or best offer for each buy at the point of execution from the taker's perspective. Reported PI is a value-weighted average. Names with monthly traded value less than 100,000,000 JPY are excluded from the rankings tables.

Night-Time Market Report for June, 2021

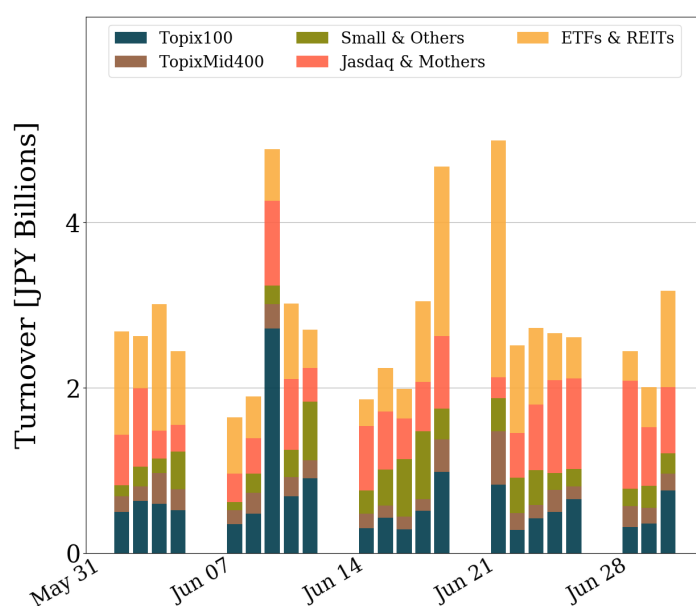
Trading Summary

Total Monthly Turnover(JPY)	65,659,433,593	Total Monthly Volume	486,273,342
Average Daily Turnover(JPY)	2,984,519,709	Average Daily Volume	22,103,334
Average Quoted Symbols	3142	Average Traded Symbols	552

Average Nightly Turnover



Nightly Turnover



Top Stocks by Turnover

Stock	Turnover(JPY)	Share
1570 NFNKLV	6,961,781,217	0.33%
1357 NFNKDOUB	4,652,896,926	1.06%
4523 EISAI	3,483,579,900	0.26%
6768 TAMURA	2,276,635,590	0.79%
1458 RK 225LV	1,948,757,693	0.50%
7203 TOYOTA	1,946,187,000	0.15%
6628 ONKYOHE	1,917,256,090	23.91%
1552 VIXSHORT	1,735,893,262	2.50%
2370 MEDINET	1,470,892,630	1.77%
9984 SOFTBNKG	1,089,957,400	0.07%
4582 SYMBIO	1,025,749,070	0.32%
1459 RK 225DI	935,016,898	0.45%
6993 DAIKOKYA	924,662,350	1.12%
1360 NKBEAR-2	855,786,928	0.29%
4519 CHUGAIP	841,044,400	0.51%

Top Stocks by Market Share

Stock	Turnover(JPY)	Share
6628 ONKYOHE	1,917,256,090	23.91%
8918 LAND	107,789,880	13.97%
9318 ASIADVEVE	561,945,360	13.77%
7808 CSLUMBER	3,490,000	11.03%
3777 FHTHD	43,916,130	9.28%
2408 KG INTEL	1,254,000	8.30%
7946 KOYOSHA	17,318,880	7.16%
6573 AGILE	119,399,830	6.45%
2402 AMANA	1,432,000	6.06%
8894 REVOLUTI	61,457,300	6.05%
3174 HAPPINES	942,700	5.94%
6772 TKOCOSM	81,161,740	5.76%
8202 LAOX	288,349,360	5.46%
3246 KOSE RE	14,989,680	5.00%
8107 KIMRTAN	7,569,900	5.00%

► Analysis is based on Japannext and Refinitiv data. Small & Others = First Section - TPX500. Only Night-Time market is included.

Top 10 Stocks by Turnover

Topix 100

Stock	Turnover(JPY)	Share	PI (bps)
4523 EISAI	232,212,151,780	17.37%	1.22
9983 FASTRET	164,487,982,100	16.47%	0.95
7974 NINTEND	141,972,714,900	12.98%	0.82
9984 SOFTBNKG	129,076,529,120	8.37%	0.46
7203 TOYOTA	118,440,052,060	9.39%	0.64
8035 TKOELCN	79,301,149,710	11.80%	0.71
6758 SONY G	69,929,615,540	11.40%	1.14
9022 JR CENT	63,790,738,640	20.36%	1.32
6861 KEYENCE	58,026,891,700	14.24%	1.19
6954 FANUC	41,170,943,340	14.56%	1.18

Nikkei 225

Stock	Turnover(JPY)	Share	PI (bps)
4523 EISAI	232,212,151,780	17.37%	1.22
9983 FASTRET	164,487,982,100	16.47%	0.95
9984 SOFTBNKG	129,076,529,120	8.37%	0.46
7203 TOYOTA	118,440,052,060	9.39%	0.64
8035 TKOELCN	79,301,149,710	11.80%	0.71
6758 SONY G	69,929,615,540	11.40%	1.14
9022 JR CENT	63,790,738,640	20.36%	1.32
9101 NYKLINE	63,306,098,540	15.06%	5.15
6954 FANUC	41,170,943,340	14.56%	1.18
2413 M3	38,916,373,540	11.60%	0.81

Topix Mid400

Stock	Turnover(JPY)	Share	PI (bps)
6920 LASRTEC	233,623,323,460	12.74%	1.13
9101 NYKLINE	63,306,098,540	15.06%	5.15
9201 JAL	36,181,561,630	9.52%	1.05
6723 RENESAS	34,664,348,390	6.85%	2.15
6857 ADVNTST	29,035,811,670	11.27%	2.78
9104 MTI-OSK	27,237,087,310	12.45%	4.68
1605 INPEX	24,655,120,790	12.25%	3.49
6701 NEC	22,997,538,760	14.28%	5.75
3436 SUMCO	20,375,436,260	7.55%	1.10
6502 TOSHIBA	19,755,664,010	10.69%	3.37

Small & Others

Stock	Turnover(JPY)	Share	PI (bps)
8698 MONEX G	35,123,919,480	13.57%	3.52
6768 TAMURA	34,846,484,740	12.12%	2.68
9107 K-LINE	20,384,654,530	12.69%	4.66
6532 BAYCURNT	19,326,800,000	12.07%	5.16
7959 OLIVER	16,591,680,590	55.41%	4.70
9519 RENOVA	14,002,735,210	11.81%	3.53
6966 MTI-HTC	13,263,956,310	14.02%	5.62
9603 H.I.S.	11,486,916,810	7.37%	1.52
3994 MFORWARD	10,272,787,200	13.49%	4.93
2929 PHARMA F	9,969,668,970	7.43%	1.51

Mothers

Stock	Turnover(JPY)	Share	PI (bps)
4934 PANTI-AG	21,975,970,900	8.22%	2.10
4385 MERCARI	17,898,647,100	13.35%	4.74
2370 MEDINET	11,894,714,830	14.35%	26.45
6521 OXIDE	10,412,803,700	13.05%	4.38
7342 WEALTHNV	8,891,932,650	8.89%	3.18
2150 CARENET	8,513,063,600	14.24%	4.87
4436 MINKABU	8,434,260,550	13.60%	2.88
4880 CELLSOUR	8,329,020,100	13.92%	3.69
4477 BASE	6,609,615,470	6.93%	1.65
4488 AIINSIDE	6,463,452,300	13.35%	3.05

JASDAQ

Stock	Turnover(JPY)	Share	PI (bps)
4582 SYMBIO	27,849,324,160	8.73%	1.64
6890 FERROTEC	14,213,569,740	11.91%	5.31
2702 MCDNALD	10,692,702,600	15.72%	3.34
6614 SIKINOHT	9,505,912,140	9.33%	3.98
6628 ONKYOHE	6,018,479,250	75.06%	1048.55
7564 WORKMAN	3,584,979,600	13.00%	3.86
2667 IMAGE1	3,381,456,820	13.21%	4.18
6629 TECHNOHR	3,262,293,030	8.77%	1.97
3891 KODOSHI	3,245,029,450	14.21%	5.64
6324 HARMONC	3,093,842,300	12.24%	4.86

Second Section

Stock	Turnover(JPY)	Share	PI (bps)
6993 DAIKOKYA	12,318,393,250	14.96%	41.17
3856 ABALANCE	3,232,092,500	13.41%	6.29
3647 GTHREEHD	2,776,391,390	11.05%	5.90
6366 CHIYODA	2,629,035,340	11.07%	6.42
3663 ARTSPARK	2,057,527,230	10.59%	5.72
9318 ASIADAVE	2,022,162,230	49.56%	537.39
6627 TERA PRO	1,578,093,030	8.13%	2.37
6125 OKMTO M	1,472,165,550	11.22%	8.74
7625 DINING	1,467,133,620	12.31%	6.90
6946 NP-AVIO	1,169,057,050	9.86%	5.80

ETFs & REITs

Stock	Turnover(JPY)	Share	PI (bps)
1570 NFNKLV	307,690,996,360	14.46%	2.61
1357 NFNKDOUB	73,749,673,884	16.82%	9.96
1458 RK 225LV	71,450,329,075	18.19%	2.26
1579 225 BULL	27,026,124,470	7.28%	2.19
1459 RK 225DI	24,776,921,553	11.84%	2.03
1360 NKBEAR-2	23,653,053,180	7.90%	3.62
1321 NFNK225	10,773,110,506	5.74%	4.14
1671 WTI ETF	9,529,169,553	18.88%	2.05
1699 NFOIL	4,535,121,354	17.96%	19.39
1365 DW 225LV	4,043,205,013	15.85%	2.14

Top 10 Stocks by Market Share

Topix 100

Stock	Share	Turnover(JPY)	PI (bps)
9022 JR CENT	20.36%	63,790,738,640	1.32
4523 EISAI	17.37%	232,212,151,780	1.22
9983 FASTRET	16.47%	164,487,982,100	0.95
7832 BANNAMHD	15.76%	13,752,740,970	1.57
4661 OLC	14.68%	33,966,493,320	1.01
6954 FANUC	14.56%	41,170,943,340	1.18
6861 KEYENCE	14.24%	58,026,891,700	1.19
4528 ONOPHAM	14.11%	6,964,089,090	1.31
8697 JPX	13.00%	5,743,407,930	1.72
7974 NINTEND	12.98%	141,972,714,900	0.82

Nikkei 225

Stock	Share	Turnover(JPY)	PI (bps)
9022 JR CENT	20.36%	63,790,738,640	1.32
1333 MARUNICI	19.26%	1,585,848,720	2.29
4523 EISAI	17.37%	232,212,151,780	1.22
9983 FASTRET	16.47%	164,487,982,100	0.95
7832 BANNAMHD	15.76%	13,752,740,970	1.57
2282 NH FOODS	15.75%	4,067,414,130	3.45
9101 NYKLINE	15.06%	63,306,098,540	5.15
6361 EBARA	14.97%	7,448,129,680	5.31
7186 CONCRDIA	14.75%	4,363,047,230	8.42
6954 FANUC	14.56%	41,170,943,340	1.18

Topix Mid400

Stock	Share	Turnover(JPY)	PI (bps)
3591 WACOALHD	22.56%	1,517,782,940	2.53
6465 HOSIZAKI	21.65%	5,313,879,380	4.44
1333 MARUNICI	19.26%	1,585,848,720	2.29
6136 OSG	18.66%	1,622,315,790	2.77
9832 AUTBACS	18.08%	1,170,673,980	2.44
9831 YAMADAHD	17.71%	7,183,953,760	6.66
8410 SEVEN BK	17.60%	4,982,962,660	14.60
6134 FUJICORP	15.76%	1,676,720,300	2.35
2282 NH FOODS	15.75%	4,067,414,130	3.45
4205 ZEON	15.61%	1,998,910,780	2.70

Small & Others

Stock	Share	Turnover(JPY)	PI (bps)
8918 LAND	63.19%	487,457,000	395.63
7959 OLIVER	55.41%	16,591,680,590	4.70
3975 AOITYOHD	32.62%	2,287,358,670	4.04
6740 JDI	23.80%	504,088,910	104.95
4282 EPS	20.57%	6,798,829,920	1.99
2193 COOK	17.08%	332,204,220	10.49
2120 LIFULL	16.30%	509,187,420	8.31
8714 SENSUIK	16.18%	737,346,710	19.45
1821 MS-CON	16.05%	649,713,940	6.78
7246 PRESSKG	15.90%	604,550,250	7.52

Mothers

Stock	Share	Turnover(JPY)	PI (bps)
4575 CANBAS	16.95%	102,259,060	14.33
4596 KUBOTAPH	16.41%	117,615,010	10.36
6573 AGILE	16.38%	303,237,520	4.96
3782 DDS	16.32%	557,341,570	11.81
3911 AIMING	16.29%	468,205,100	6.35
3914 JIG-SAW	16.16%	5,292,655,800	5.83
7039 BRIDGE	16.01%	540,167,630	2.73
4586 MEDRX	15.47%	615,221,700	11.26
3496 AZOOM	14.99%	819,677,500	8.39
6181 TAMENY	14.96%	396,039,160	18.42

JASDAQ

Stock	Share	Turnover(JPY)	PI (bps)
6628 ONKYOHE	75.06%	6,018,479,250	1048.55
3777 FHTHD	35.92%	169,995,670	226.44
4347 BR-MEDIA	20.79%	284,249,740	32.93
4764 NEXUSB	20.63%	1,725,956,680	17.44
3323 RECOMM	20.07%	200,872,040	29.08
3390 INEST	18.91%	244,686,500	35.92
9973 KOZOSUSI	17.86%	1,172,968,150	56.41
2134 SUNCAPTL	16.62%	162,581,640	75.40
4978 REPROCEL	16.52%	1,564,090,470	7.02
2315 CAICA	15.72%	1,796,463,260	12.06

Second Section

Stock	Share	Turnover(JPY)	PI (bps)
9318 ASIADAVE	49.56%	2,022,162,230	537.39
7647 ONTSU	36.99%	136,451,420	145.99
8894 REVOLUTI	33.71%	342,471,380	131.86
3528 PROSPECT	29.30%	248,419,970	131.18
1491 CHUGAIM	23.81%	238,122,930	123.70
6731 PIXELA	23.33%	163,356,680	173.47
3825 REMIX	20.98%	890,420,090	17.34
8925 ARDEPRO	20.76%	310,637,040	53.99
2588 P WATER	16.65%	172,930,690	10.05
6993 DAIKOKYA	14.96%	12,318,393,250	41.17

ETFs & REITs

Stock	Share	Turnover(JPY)	PI (bps)
1356 TPXBEAR2	20.80%	2,094,710,942	2.63
1671 WTI ETF	18.88%	9,529,169,553	2.05
1366 DW 225DI	18.21%	1,680,250,847	2.90
1458 RK 225LV	18.19%	71,450,329,075	2.26
1699 NFOIL	17.96%	4,535,121,354	19.39
1357 NFNKDOUB	16.82%	73,749,673,884	9.96
1365 DW 225LV	15.85%	4,043,205,013	2.14
1615 NFBANKS	15.72%	1,455,333,710	21.05
1540 JPP GLD	14.87%	3,739,376,774	4.55
1570 NFNKLV	14.46%	307,690,996,360	2.61

Top 10 Stocks by PI

Topix 100

Stock	PI (bps)	Turnover(JPY)	Share
8308 RESONA	2.29	2,623,089,540	3.42%
5020 ENEOS	2.21	4,536,230,950	3.63%
4689 ZHD	2.04	10,198,604,190	5.55%
7201 NISSAN	1.98	4,742,413,010	4.25%
8601 DAIWASG	1.92	1,645,382,420	3.70%
8604 NOMRAHD	1.78	5,126,285,300	3.62%
8002 MARBENI	1.75	7,589,572,230	8.42%
8697 JPX	1.72	5,743,407,930	13.00%
1925 DAIW-HS	1.70	6,002,990,100	8.24%
8306 MUFG	1.68	17,986,470,470	3.59%

Nikkei 225

Stock	PI (bps)	Turnover(JPY)	Share
6472 NTN	10.78	4,085,412,160	13.90%
7211 MMC	10.55	8,325,594,210	11.58%
2768 SOJITZ	9.67	7,734,958,370	11.41%
9501 TEPCOHD	9.10	10,947,320,330	12.56%
7186 CONCRDIA	8.42	4,363,047,230	14.75%
3103 UNITIKA	7.61	355,274,800	9.49%
7762 CITIZEN	7.56	2,460,154,810	13.91%
9412 SKYPER J	6.99	1,295,825,480	14.38%
6506 YASKAWA	6.25	16,488,556,780	14.46%
5803 FUJIKRA	5.98	1,665,636,180	11.14%

Topix Mid400

Stock	PI (bps)	Turnover(JPY)	Share
8410 SEVEN BK	14.60	4,982,962,660	17.60%
7167 MEBUKIFG	14.24	3,010,697,390	14.98%
6472 NTN	10.78	4,085,412,160	13.90%
7211 MMC	10.55	8,325,594,210	11.58%
2768 SOJITZ	9.67	7,734,958,370	11.41%
9501 TEPCOHD	9.10	10,947,320,330	12.56%
8334 GUNMABK	8.73	836,313,610	14.70%
8359 82-BANK	8.50	863,767,800	12.48%
7186 CONCRDIA	8.42	4,363,047,230	14.75%
7180 KYUSHUFG	7.87	705,945,030	12.73%

Small & Others

Stock	PI (bps)	Turnover(JPY)	Share
8918 LAND	395.63	487,457,000	63.19%
6740 JDI	104.95	504,088,910	23.80%
3315 NIP-COKE	28.34	180,490,480	15.03%
8713 FIDEA HD	23.18	149,005,890	15.45%
8848 LEOPC21	20.98	795,633,600	13.62%
8585 OR.CORP	20.67	1,740,686,420	15.86%
8714 SENSUIK	19.45	737,346,710	16.18%
1514 SUMISEKI	18.87	192,771,940	15.52%
7014 NAMURA	18.33	620,924,970	15.74%
2353 NP-PARK	18.09	483,709,100	15.11%

Mothers

Stock	PI (bps)	Turnover(JPY)	Share
4069 BLUEMEME	45.01	248,625,700	1.93%
2370 MEDINET	26.45	11,894,714,830	14.35%
4564 OTS	25.18	493,372,710	13.05%
7096 STEMCELL	23.61	509,370,050	3.82%
3237 INTRANCE	23.02	145,044,280	5.80%
7345 AIPARTNE	20.63	675,588,100	7.29%
4068 BASIS	20.14	967,788,800	10.25%
6181 TAMENY	18.42	396,039,160	14.96%
4597 SOLASIA	16.75	1,093,603,970	13.91%
4575 CANBAS	14.33	102,259,060	16.95%

JASDAQ

Stock	PI (bps)	Turnover(JPY)	Share
6628 ONKYOHE	1048.55	6,018,479,250	75.06%
3777 FHTHD	226.44	169,995,670	35.92%
2134 SUNCAPTL	75.40	162,581,640	16.62%
9973 KOZOSUSI	56.41	1,172,968,150	17.86%
7519 GOYJOINT	53.44	204,806,010	12.19%
7610 TAY TWO	41.59	243,808,070	15.44%
3390 INEST	35.92	244,686,500	18.91%
4347 BR-MEDIA	32.93	284,249,740	20.79%
3323 RECOMM	29.08	200,872,040	20.07%
6494 NFK-HD	21.01	319,205,950	7.99%

Second Section

Stock	PI (bps)	Turnover(JPY)	Share
9318 ASIADAVE	537.39	2,022,162,230	49.56%
6731 PIXELA	173.47	163,356,680	23.33%
7647 ONTSU	145.99	136,451,420	36.99%
8894 REVOLUTI	131.86	342,471,380	33.71%
3528 PROSPECT	131.18	248,419,970	29.30%
1491 CHUGAIM	123.70	238,122,930	23.81%
8925 ARDEPRO	53.99	310,637,040	20.76%
8789 FINTECH	52.70	197,164,130	13.35%
6993 DAIKOKYA	41.17	12,318,393,250	14.96%
1757 SMALMEDI	38.81	332,769,540	10.99%

ETFs & REITs

Stock	PI (bps)	Turnover(JPY)	Share
1615 NFBANKS	21.05	1,455,333,710	15.72%
1699 NFOIL	19.39	4,535,121,354	17.96%
1357 NFNKDOUB	9.96	73,749,673,884	16.82%
1547 IDXF US	9.70	199,597,695	5.63%
1678 NFINDIA	8.65	126,527,730	7.51%
1540 JPP GLD	4.55	3,739,376,774	14.87%
8985 JHR	4.50	3,358,341,740	11.73%
1328 NFGOLD	4.43	272,291,725	7.92%
1542 JPP SLV	4.25	202,721,201	4.54%
1321 NFNK225	4.14	10,773,110,506	5.74%