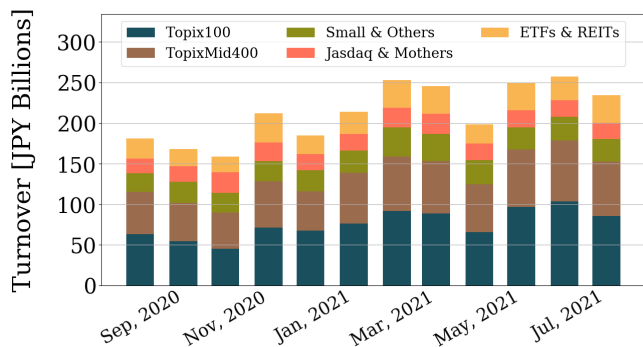


Market Report for July, 2021

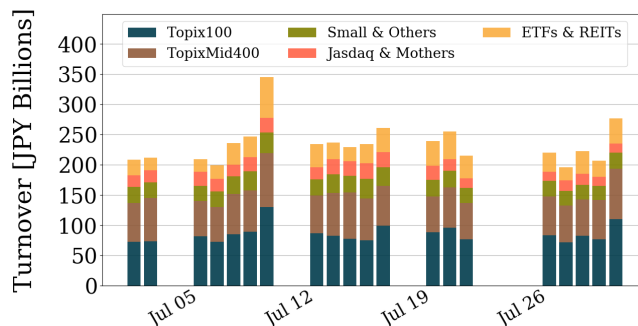
Trading Summary

Total Monthly Turnover(JPY)	4,741,556,306,396	Total Monthly Volume	7,541,483,128
Average Daily Turnover(JPY)	237,077,815,320	Average Daily Volume	377,074,156
Average PI (bps)	6.93	Average Traded Symbols	3294

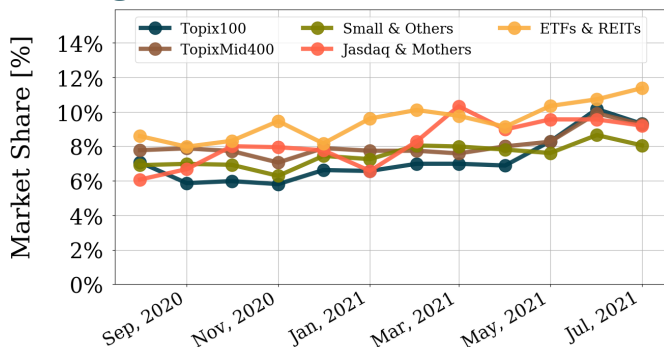
Average Daily Turnover



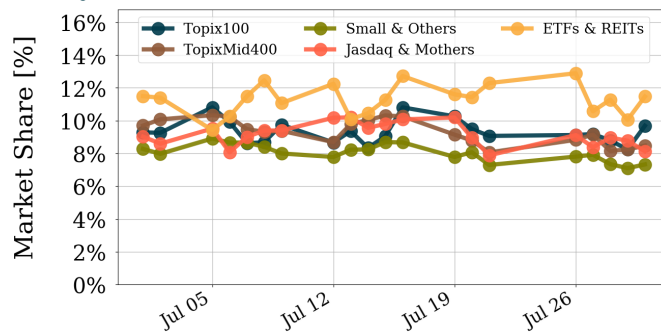
Daily Turnover



Average Market Share



Daily Market Share



Top Stocks by Turnover

Stock	Turnover(JPY)	Share	PI (bps)
1570 NFNKLV	341,299,391,890	15.79%	2.76
6920 LASRTEC	209,912,889,130	13.83%	1.15
7974 NINTEND	130,913,391,000	12.29%	0.95
9983 FASTRET	114,210,205,700	14.13%	1.00
9984 SOFTBNKG	111,185,576,930	8.12%	0.51

Top Stocks by Market Share

Stock	Turnover(JPY)	Share	PI (bps)
6628 ONKYOHE	12,386,352,730	94.97%	1760.84
9318 ASIADVEVE	1,291,234,770	60.06%	531.38
8918 LAND	1,442,731,350	48.77%	371.86
1491 CHUGAIM	123,740,170	31.49%	136.26
1699 NFOIL	5,823,392,327	30.25%	19.37

Top Stocks by Price Improvement

Stock	Turnover(JPY)	Share	PI (bps)
6628 ONKYOHE	12,386,352,730	94.97%	1760.84
9318 ASIADVEVE	1,291,234,770	60.06%	531.38
8918 LAND	1,442,731,350	48.77%	371.86
6731 PIXELA	162,506,680	22.82%	177.83
7519 GOYOINT	222,030,530	14.04%	177.46

Top Stocks by Savings

Stock	Turnover(JPY)	Share	Savings
6628 ONKYOHE	12,386,352,730	94.97%	1,440,737,650
1570 NFNKLV	341,299,391,890	15.79%	77,822,515
1357 NFNKDOUB	82,187,350,675	15.38%	60,026,521
9318 ASIADVEVE	1,291,234,770	60.06%	39,863,490
8918 LAND	1,442,731,350	48.77%	32,849,200

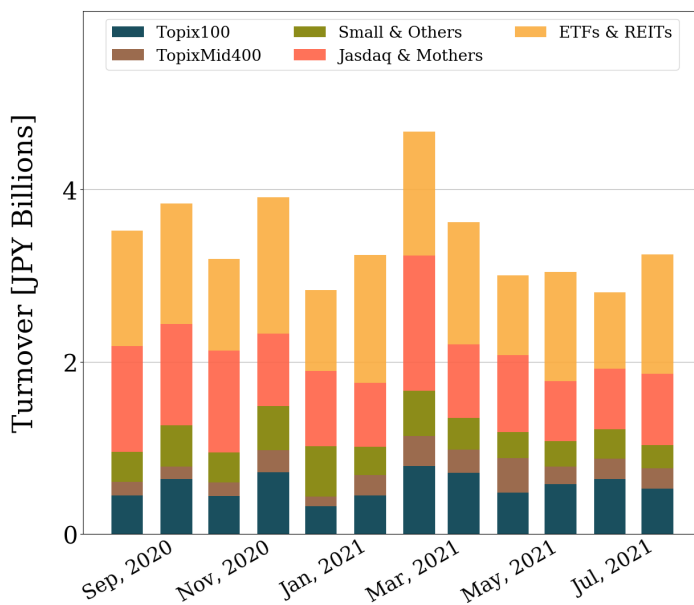
- ▶ Analysis is based on Japannext and Refinitiv data. Small & Others = First Section - TPX500.
- ▶ All Japan Turnover = Japannext (J+X+U+N) + TSE (excl. Tostnet) + Chi-X (Chi-Alpha + Chi-Select excl. Chi-Match). Market Share = Japannext turnover / All Japan Turnover.
- ▶ Opening and Closing auction trades on the TSE are excluded from calculations.
- ▶ Price Improvement (PI) and Savings (PI*volume) are calculated by comparing the execution price against the primary market's best bid for each sell or best offer for each buy at the point of execution from the taker's perspective. Reported PI is a value-weighted average. Names with monthly traded value less than 100,000,000 JPY are excluded from the rankings tables.

Night-Time Market Report for July, 2021

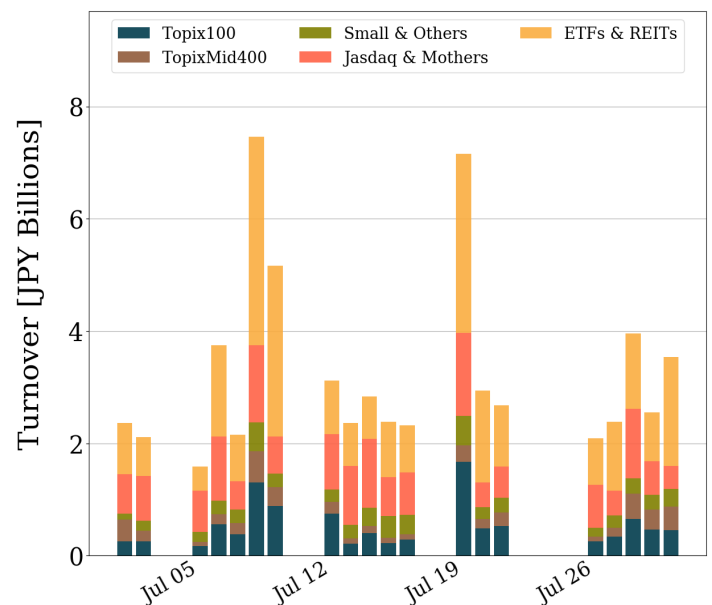
Trading Summary

Total Monthly Turnover(JPY)	67,321,451,571	Total Monthly Volume	1,737,904,398
Average Daily Turnover(JPY)	3,366,072,579	Average Daily Volume	86,895,220
Average Quoted Symbols	3068	Average Traded Symbols	556

Average Nightly Turnover



Nightly Turnover



Top Stocks by Turnover

Stock	Turnover(JPY)	Share
1570 NFNKLV	11,442,720,096	0.53%
1357 NFNKDOUB	6,519,962,478	1.22%
6628 ONKYOHE	3,594,140,380	27.56%
1552 VIXSHORT	2,081,524,292	2.68%
1458 RK 225LV	1,858,096,037	0.38%
1579 225 BULL	1,637,748,260	0.90%
4519 CHUGAIP	1,524,980,150	0.84%
1360 NKBEAR-2	1,409,346,187	0.46%
5759 NDENKAI	1,177,153,490	0.43%
1459 RK 225DI	1,046,181,250	0.44%
7203 TOYOTA	907,708,800	0.13%
7370 ENJIN	876,245,120	0.45%
9984 SOFTBNKG	784,495,500	0.06%
6758 SONY G	782,467,500	0.11%
8316 SMFG	768,652,300	0.24%

Top Stocks by Market Share

Stock	Turnover(JPY)	Share
9073 KYOGOKU	12,059,000	85.23%
6161 ESTIC	15,840,000	44.76%
6628 ONKYOHE	3,594,140,380	27.56%
9318 ASIADVEVE	339,935,170	15.81%
8918 LAND	381,523,840	12.90%
6578 NLINKS	15,461,830	12.14%
9853 G-RENOR	1,659,000	10.06%
7719 TKOKOKI	33,536,580	9.04%
2402 AMANA	25,242,900	8.51%
2737 TOMENDV	45,743,250	8.08%
9941 TAIYOBU	38,472,670	7.15%
8107 KIMRTAN	3,731,460	6.96%
9978 BUNKYODO	33,918,090	6.20%
3997 TRADEWKS	37,848,870	5.66%
9478 SE H&I	115,071,480	5.37%

► Analysis is based on Japannext and Refinitiv data. Small & Others = First Section - TPX500. Only Night-Time market is included.

Top 10 Stocks by Turnover

Topix 100

Stock	Turnover(JPY)	Share	PI (bps)
7974 NINTEND	130,913,391,000	12.29%	0.95
9983 FASTRET	114,210,205,700	14.13%	1.00
9984 SOFTBNKG	111,185,576,930	8.12%	0.51
6758 SONY G	78,231,270,150	11.09%	1.23
6861 KEYENCE	62,290,770,600	14.23%	1.38
4523 EISAI	58,334,977,300	12.95%	1.17
8035 TKOELCN	57,391,220,600	10.57%	0.97
7203 TOYOTA	49,852,381,060	7.27%	0.61
9022 JR CENT	42,300,218,430	21.17%	1.66
6594 NIDEC	37,004,791,400	10.65%	1.26

Nikkei 225

Stock	Turnover(JPY)	Share	PI (bps)
9983 FASTRET	114,210,205,700	14.13%	1.00
9984 SOFTBNKG	111,185,576,930	8.12%	0.51
6758 SONY G	78,231,270,150	11.09%	1.23
4523 EISAI	58,334,977,300	12.95%	1.17
8035 TKOELCN	57,391,220,600	10.57%	0.97
7203 TOYOTA	49,852,381,060	7.27%	0.61
9101 NYKLINE	48,905,350,110	12.15%	5.61
9022 JR CENT	42,300,218,430	21.17%	1.66
6954 FANUC	33,357,786,060	11.17%	1.16
2413 M3	32,178,175,150	11.29%	0.93

Topix Mid400

Stock	Turnover(JPY)	Share	PI (bps)
6920 LASRTEC	209,912,889,130	13.83%	1.15
9101 NYKLINE	48,905,350,110	12.15%	5.61
9104 MTI-OSK	27,865,700,020	11.58%	4.64
6857 ADVNTST	26,543,501,930	9.78%	3.24
6723 RENESAS	26,355,301,200	9.12%	2.37
6506 YASKAWA	21,493,108,850	10.91%	5.86
9201 JAL	20,404,380,520	8.47%	1.01
1605 INPEX	18,153,441,160	11.14%	3.29
3038 KOBE BSN	16,256,507,300	12.01%	3.76
6502 TOSHIBA	15,828,454,460	8.72%	3.11

Small & Others

Stock	Turnover(JPY)	Share	PI (bps)
9519 RENOVA	37,362,776,100	13.11%	3.80
6532 BAYCURNT	34,724,700,010	14.53%	5.48
8698 MONEX G	23,592,038,220	12.31%	3.90
9107 K-LINE	13,961,617,200	10.48%	4.08
6768 TAMURA	11,189,936,210	10.67%	2.82
3923 RAKUS	10,562,692,690	13.46%	4.71
9517 EREX	10,552,309,370	9.28%	3.13
1419 TAMAHOME	8,127,886,520	7.23%	3.13
9603 H.I.S.	7,674,301,070	7.81%	1.59
2931 EUGLENA	7,574,004,040	10.45%	2.65

Mothers

Stock	Turnover(JPY)	Share	PI (bps)
4934 PANTI-AG	24,656,608,200	10.94%	2.09
7370 ENJIN	15,833,059,600	8.05%	2.48
7373 AIDMA HD	14,743,667,750	9.44%	5.71
5759 NDENKAI	13,505,399,390	4.92%	3.40
4068 BASIS	13,209,033,100	6.34%	4.86
4385 MERCARI	11,177,977,000	12.44%	4.00
7096 STEMCELL	10,839,650,150	9.96%	5.07
4485 JTOWER	9,129,939,200	14.86%	5.20
6521 OXIDE	7,381,921,300	14.60%	4.82
7342 WEALTHNV	6,819,572,950	9.56%	2.67

JASDAQ

Stock	Turnover(JPY)	Share	PI (bps)
6628 ONKYOHE	12,386,352,730	94.97%	1760.84
4582 SYMBIO	10,624,854,110	9.38%	2.22
1407 WEST HD	9,393,666,250	12.80%	5.27
2702 MCDNALD	7,560,415,500	14.97%	2.72
6890 FERROTEC	7,403,243,000	11.72%	5.08
6614 SIKINOHT	5,636,785,500	15.66%	5.89
8256 MARUMIT	5,154,054,860	9.52%	8.52
3390 INEST	4,425,740,990	12.04%	21.98
6629 TECHNOHR	4,257,798,330	9.26%	2.82
4932 ALMADO	4,197,078,920	5.45%	2.31

Second Section

Stock	Turnover(JPY)	Share	PI (bps)
6993 DAIKOKYA	7,864,755,200	16.06%	27.02
3377 BIKE O	7,178,155,860	10.15%	4.32
3856 ABALANCE	5,078,741,700	15.96%	8.46
8202 LAOX	2,589,808,850	6.20%	8.40
3663 ARTSPARK	2,271,541,120	8.97%	5.44
6366 CHIYODA	2,111,476,500	7.77%	5.68
3647 GTHREEHD	1,468,251,300	12.15%	8.09
9318 ASIADAVE	1,291,234,770	60.06%	531.38
3825 REMIX	1,247,629,830	16.86%	20.35
8135 ZETT	1,064,809,180	5.49%	7.21

ETFs & REITs

Stock	Turnover(JPY)	Share	PI (bps)
1570 NFNKLV	341,299,391,890	15.79%	2.76
1357 NFNKDOUB	82,187,350,675	15.38%	9.55
1458 RK 225LV	74,900,802,484	15.31%	2.19
1459 RK 225DI	30,044,099,867	12.57%	2.02
1360 NKBEAR-2	29,177,937,353	9.59%	3.39
1579 225 BULL	22,916,636,790	12.59%	2.25
1321 NFNK225	8,036,461,917	4.05%	1.08
1671 WTI ETF	7,456,628,721	14.30%	1.95
1699 NFOIL	5,823,392,327	30.25%	19.37
1365 DW 225LV	4,346,349,590	15.23%	2.31

Top 10 Stocks by Market Share

Topix 100

Stock	Share	Turnover(JPY)	PI (bps)
9022 JR CENT	21.17%	42,300,218,430	1.66
7832 BANNAMHD	15.19%	10,312,578,300	1.74
4661 OLC	14.48%	22,298,790,720	1.48
6861 KEYENCE	14.23%	62,290,770,600	1.38
9983 FASTRET	14.13%	114,210,205,700	1.00
4528 ONOPHAM	13.06%	4,997,036,420	1.40
4523 EISAI	12.95%	58,334,977,300	1.17
7974 NINTEND	12.29%	130,913,391,000	0.95
8697 JPX	12.28%	4,850,336,620	1.64
4519 CHUGAIP	12.11%	21,962,750,390	1.27

Nikkei 225

Stock	Share	Turnover(JPY)	PI (bps)
9022 JR CENT	21.17%	42,300,218,430	1.66
1333 MARUNICI	20.83%	1,486,683,600	2.47
9412 SKYPER J	16.29%	1,178,962,670	7.50
6302 SHI	15.37%	3,805,256,360	5.28
5101 YKHA-RB	15.26%	2,916,360,560	2.38
7832 BANNAMHD	15.19%	10,312,578,300	1.74
2282 NH FOODS	15.09%	3,106,329,540	3.67
9983 FASTRET	14.13%	114,210,205,700	1.00
6361 EBARA	14.00%	7,236,230,330	5.38
7186 CONCRDIA	13.99%	3,489,257,730	8.59

Topix Mid400

Stock	Share	Turnover(JPY)	PI (bps)
3591 WACOALHD	22.43%	1,183,933,420	2.76
1333 MARUNICI	20.83%	1,486,683,600	2.47
6465 HOSIZAKI	19.09%	4,570,845,010	4.90
1951 KYOWAEX	17.31%	2,537,106,030	2.10
3360 SHIP HD	16.51%	1,710,801,470	2.29
8410 SEVEN BK	15.89%	2,885,304,740	15.42
6302 SHI	15.37%	3,805,256,360	5.28
5101 YKHA-RB	15.26%	2,916,360,560	2.38
3088 MA-KIYO	15.19%	4,145,863,040	4.97
2282 NH FOODS	15.09%	3,106,329,540	3.67

Small & Others

Stock	Share	Turnover(JPY)	PI (bps)
8918 LAND	48.77%	1,442,731,350	371.86
8585 OR.CORP	19.38%	1,872,798,330	20.51
6740 JDI	18.86%	557,399,210	111.30
7959 OLIVER	18.73%	277,988,550	4.66
3315 NIP-COKE	17.38%	148,136,400	29.65
8714 SENSUIK	16.77%	563,710,860	17.15
9412 SKYPER J	16.29%	1,178,962,670	7.50
2193 COOK	16.10%	182,765,500	10.18
8713 FIDEA HD	16.06%	244,745,280	21.53
9424 JPN-COMM	15.58%	1,431,217,510	12.99

Mothers

Stock	Share	Turnover(JPY)	PI (bps)
4575 CANBAS	21.41%	141,493,010	18.53
4391 LOGIZARD	20.91%	111,361,640	4.05
2370 MEDINET	18.24%	2,868,927,090	29.31
4564 OTS	16.59%	695,960,890	32.32
7363 BABYCALE	16.34%	535,779,100	11.49
6031 SCIGINER	15.96%	192,098,870	10.57
4486 UNITE&GR	15.78%	132,725,130	5.10
4488 AIINSIDE	15.54%	2,588,446,000	5.02
2150 CARENET	15.32%	5,087,106,800	5.95
3496 AZOOM	15.31%	883,657,500	7.11

JASDAQ

Stock	Share	Turnover(JPY)	PI (bps)
6628 ONKYOHE	94.97%	12,386,352,730	1760.84
4764 NEXUSB	20.37%	564,313,110	17.05
4347 BR-MEDIA	18.46%	208,832,760	28.89
9973 KOZOSUSI	17.63%	406,623,320	57.95
4978 REPROCEL	16.74%	637,283,790	7.61
6614 SIKINOHT	15.66%	5,636,785,500	5.89
6957 SHIBAU	15.50%	739,576,550	10.59
5699 IBOKIN	15.28%	1,120,386,600	8.11
6145 NITTOKU	15.23%	519,426,700	7.35
2702 MCDNALD	14.97%	7,560,415,500	2.72

Second Section

Stock	Share	Turnover(JPY)	PI (bps)
9318 ASIADAVE	60.06%	1,291,234,770	531.38
1491 CHUGAIM	31.49%	123,740,170	136.26
7647 ONTSU	27.54%	222,779,010	121.84
8894 REVOLUTI	24.10%	132,098,130	124.60
3528 MIRAINOV	23.46%	168,342,870	143.11
6731 PIXELA	22.82%	162,506,680	177.83
3825 REMIX	16.86%	1,247,629,830	20.35
2588 P WATER	16.50%	149,237,850	12.22
6993 DAIKOKYA	16.06%	7,864,755,200	27.02
3856 ABALANCE	15.96%	5,078,741,700	8.46

ETFs & REITs

Stock	Share	Turnover(JPY)	PI (bps)
1699 NFOIL	30.25%	5,823,392,327	19.37
1356 TPXBEAR2	25.01%	3,114,650,431	2.68
1540 JPP GLD	22.41%	2,486,604,965	4.43
1366 DW 225DI	19.06%	2,240,694,565	2.57
1571 NFNKIV	17.98%	2,898,351,871	2.40
1570 NFNKLV	15.79%	341,299,391,890	2.76
1357 NFNKDOUB	15.38%	82,187,350,675	9.55
1458 RK 225LV	15.31%	74,900,802,484	2.19
1365 DW 225LV	15.23%	4,346,349,590	2.31
1671 WTI ETF	14.30%	7,456,628,721	1.95

Top 10 Stocks by PI

Topix 100

Stock	PI (bps)	Turnover(JPY)	Share
8308 RESONA	2.46	1,949,689,070	3.03%
5020 ENEOS	2.20	4,688,290,950	4.20%
8604 NOMRAHD	1.99	2,915,136,920	3.40%
7201 NISSAN	1.97	8,246,830,800	4.39%
8601 DAIWASG	1.90	1,945,015,490	3.84%
4689 ZHD	1.86	10,351,535,490	6.15%
8830 SMIRE&D	1.84	6,502,747,650	10.83%
9735 SECOM	1.81	8,620,846,200	11.90%
7832 BANNAMHD	1.74	10,312,578,300	15.19%
1925 DAIW-HS	1.74	4,596,730,960	6.60%

Nikkei 225

Stock	PI (bps)	Turnover(JPY)	Share
6472 NTN	11.25	3,296,214,440	13.07%
7211 MMC	11.16	12,270,404,890	12.30%
9501 TEPCOHD	10.06	10,008,358,080	11.56%
2768 SOJITZ	9.28	6,275,080,040	10.74%
7186 CONCRDIA	8.59	3,489,257,730	13.99%
3103 UNITIKA	8.14	292,784,670	9.25%
7762 CITIZEN	7.55	1,523,883,420	12.04%
9412 SKYPER J	7.50	1,178,962,670	16.29%
6506 YASKAWA	5.86	21,493,108,850	10.91%
4005 SMICHEM	5.75	11,045,026,390	13.41%

Topix Mid400

Stock	PI (bps)	Turnover(JPY)	Share
8410 SEVEN BK	15.42	2,885,304,740	15.89%
7167 MEBUKIFG	13.74	2,562,046,870	12.53%
6472 NTN	11.25	3,296,214,440	13.07%
7211 MMC	11.16	12,270,404,890	12.30%
9501 TEPCOHD	10.06	10,008,358,080	11.56%
8359 82-BANK	9.64	867,027,860	12.03%
2768 SOJITZ	9.28	6,275,080,040	10.74%
8334 GUNMABK	8.95	707,974,030	13.97%
7186 CONCRDIA	8.59	3,489,257,730	13.99%
7180 KYUSHUFG	8.19	497,647,400	14.60%

Small & Others

Stock	PI (bps)	Turnover(JPY)	Share
8918 LAND	371.86	1,442,731,350	48.77%
6740 JDI	111.30	557,399,210	18.86%
3315 NIP-COKE	29.65	148,136,400	17.38%
8713 FIDEA HD	21.53	244,745,280	16.06%
8585 OR.CORP	20.51	1,872,798,330	19.38%
8848 LEOPC21	19.29	409,327,420	13.05%
2353 NP-PARK	19.14	790,796,890	14.17%
1514 SUMISEKI	18.36	142,403,740	12.10%
8714 SENSUIK	17.15	563,710,860	16.77%
3202 DAITOBO	16.96	491,656,420	6.79%

Mothers

Stock	PI (bps)	Turnover(JPY)	Share
4564 OTS	32.32	695,960,890	16.59%
2370 MEDINET	29.31	2,868,927,090	18.24%
4937 WAQOO	26.85	224,736,700	6.67%
6181 TAMENY	19.90	103,967,200	13.97%
4575 CANBAS	18.53	141,493,010	21.41%
4017 CREEMA	17.95	136,223,350	6.85%
4597 SOLASIA	17.80	747,361,860	14.46%
4199 WONDERPL	16.22	769,895,570	9.57%
7345 AIPARTNE	14.26	1,300,985,000	10.96%
4596 KUBOTAPH	13.16	108,357,130	14.04%

JASDAQ

Stock	PI (bps)	Turnover(JPY)	Share
6628 ONKYOHE	1760.84	12,386,352,730	94.97%
9973 KOZOSUSI	57.95	406,623,320	17.63%
7610 TAY TWO	30.75	957,735,870	11.66%
4347 BR-MEDIA	28.89	208,832,760	18.46%
3390 INEST	21.98	4,425,740,990	12.04%
2388 WEDGE-HD	21.76	497,119,850	8.86%
4764 NEXUSB	17.05	564,313,110	20.37%
4198 TENDA	14.99	276,712,900	10.16%
2315 CAICA	14.36	678,231,210	14.78%
9478 SE H&I	13.78	246,599,460	11.51%

Second Section

Stock	PI (bps)	Turnover(JPY)	Share
9318 ASIADVEVE	531.38	1,291,234,770	60.06%
6731 PIXELA	177.83	162,506,680	22.82%
3528 MIRAINOV	143.11	168,342,870	23.46%
1491 CHUGAIM	136.26	123,740,170	31.49%
8894 REVOLUTI	124.60	132,098,130	24.10%
7647 ONTSU	121.84	222,779,010	27.54%
8925 ARDEPRO	40.64	817,562,260	12.12%
1757 SMALMEDI	39.81	218,096,560	9.90%
5103 SHOWA HD	32.47	198,923,360	11.04%
6993 DAIKOKYA	27.02	7,864,755,200	16.06%

ETFs & REITs

Stock	PI (bps)	Turnover(JPY)	Share
1615 NFBANKS	22.35	669,557,100	12.56%
1699 NFOIL	19.37	5,823,392,327	30.25%
1357 NFNKDOUB	9.55	82,187,350,675	15.38%
1328 NFGOLD	4.64	136,227,120	13.65%
8985 JHR	4.58	2,900,842,380	12.49%
1547 IDXF US	4.50	210,194,510	4.55%
3463 ICHIGOHT	4.47	105,091,270	5.07%
1540 JPP GLD	4.43	2,486,604,965	22.41%
3476 R MIRAI	4.22	1,018,077,850	8.45%
8964 FRONRE	3.90	1,098,621,300	5.63%