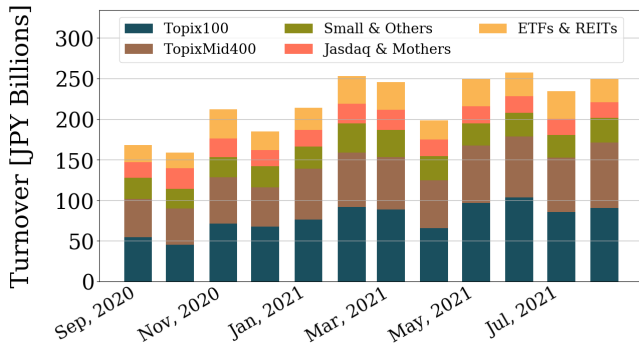


Market Report for August, 2021

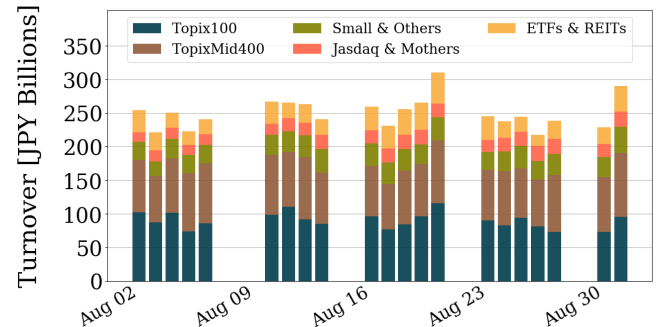
Trading Summary

Total Monthly Turnover(JPY)	5,304,709,660,364	Total Monthly Volume	2,663,351,628
Average Daily Turnover(JPY)	252,605,221,922	Average Daily Volume	126,826,268
Average PI (bps)	3.34	Average Traded Symbols	3270

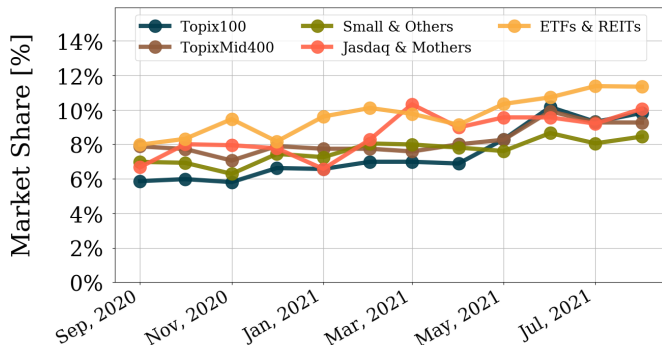
Average Daily Turnover



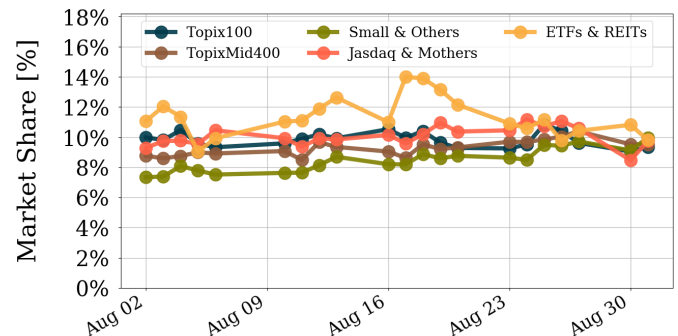
Daily Turnover



Average Market Share



Daily Market Share



Top Stocks by Turnover

Stock	Turnover(JPY)	Share	PI (bps)
1570 NFNKLV	275,360,012,955	15.23%	2.80
9101 NYKLINE	255,485,415,700	11.86%	3.48
6920 LASRTEC	201,206,002,200	13.11%	1.21
7974 NINTEND	141,398,962,800	12.66%	1.16
9104 MTI-OSK	136,813,126,400	12.13%	4.18

Top Stocks by Market Share

Stock	Turnover(JPY)	Share	PI (bps)
8918 LAND	723,641,410	54.52%	393.52
9360 SUZUYO	177,968,780	51.57%	2.10
7647 ONTSU	248,882,100	47.75%	140.02
9318 ASIADAVE	1,531,952,900	42.22%	581.10
2174 GCA	12,441,334,030	28.99%	3.11

Top Stocks by Price Improvement

Stock	Turnover(JPY)	Share	PI (bps)
9318 ASIADAVE	1,531,952,900	42.22%	581.10
8918 LAND	723,641,410	54.52%	393.52
6731 PIXELA	200,782,330	23.38%	219.74
3777 FHTHD	172,818,390	18.83%	155.09
8894 REVOLUTI	317,696,620	23.11%	152.55

Top Stocks by Savings

Stock	Turnover(JPY)	Share	Savings
1357 NFNKDOUB	113,920,702,919	20.39%	92,200,602
9101 NYKLINE	255,485,415,700	11.86%	78,759,800
1570 NFNKLV	275,360,012,955	15.23%	64,003,290
9104 MTI-OSK	136,813,126,400	12.13%	50,714,300
9318 ASIADAVE	1,531,952,900	42.22%	45,054,130

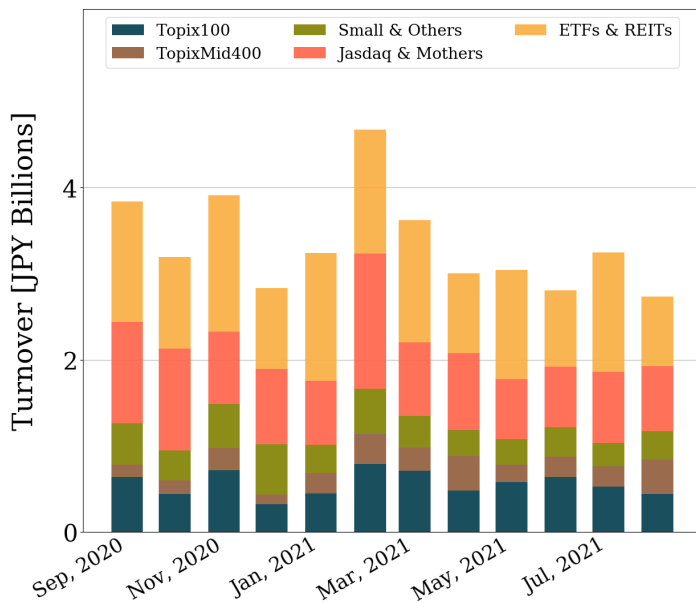
- ▶ Analysis is based on Japannext and Refinitiv data. Small & Others = First Section - TPX500.
- ▶ All Japan Turnover = Japannext (J+X+U+N) + TSE (excl. Tostnet) + Chi-X (Chi-Alpha + Chi-Select excl. Chi-Match). Market Share = Japannext turnover / All Japan Turnover.
- ▶ Opening and Closing auction trades on the TSE are excluded from calculations.
- ▶ Price Improvement (PI) and Savings (PI*volume) are calculated by comparing the execution price against the primary market's best bid for each sell or best offer for each buy at the point of execution from the taker's perspective. Reported PI is a value-weighted average. Names with monthly traded value less than 100,000,000 JPY are excluded from the rankings tables.

Night-Time Market Report for August, 2021

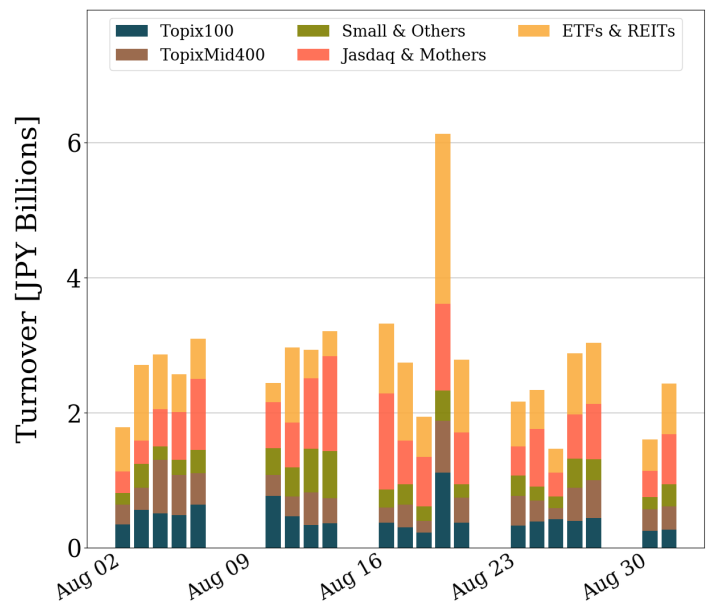
Trading Summary

Total Monthly Turnover(JPY)	61,704,643,780	Total Monthly Volume	122,125,120
Average Daily Turnover(JPY)	2,938,316,370	Average Daily Volume	5,815,482
Average Quoted Symbols	3073	Average Traded Symbols	552

Average Nightly Turnover



Nightly Turnover



Top Stocks by Turnover

Stock	Turnover(JPY)	Share
1570 NFNKLV	5,420,478,146	0.30%
1357 NFNKDOUB	5,188,008,890	0.93%
3936 GLOBALWA	2,575,702,700	3.42%
9101 NYKLINE	2,495,859,700	0.12%
8256 MARUMIT	2,189,616,250	1.51%
1552 VIXSHORT	2,160,102,709	2.92%
9104 MTI-OSK	1,610,392,800	0.14%
7203 TOYOTA	1,537,357,700	0.14%
4582 SYMBIO	1,478,482,320	1.18%
1360 NKBEAR-2	977,718,729	0.30%
1458 RK 225LV	822,593,143	0.21%
9984 SOFTBNKG	780,235,400	0.06%
1459 RK 225DI	750,270,041	0.25%
6890 FERROTEC	671,808,750	0.76%
6758 SONY G	645,323,000	0.11%

Top Stocks by Market Share

Stock	Turnover(JPY)	Share
9360 SUZUYO	151,845,930	44.00%
6430 DAIKOKU	55,703,400	18.99%
6173 AQUALINE	4,973,400	18.04%
9318 ASIADAVE	386,848,580	10.66%
8918 LAND	124,214,390	9.36%
9941 TAIYOBU	125,584,720	8.89%
6193 VIRTUALX	35,971,920	8.33%
3376 ONLY	90,026,260	7.99%
2776 SHINTOHD	8,960,410	6.53%
2586 FRUTA	128,892,170	5.92%
8143 LAPINE	45,458,230	5.86%
3469 DUALTAP	4,028,700	5.79%
2191 TELLA	54,621,730	5.20%
3326 RUNSYSTEM	130,017,310	5.00%
4492 GENETEC	5,812,580	4.81%

► Analysis is based on Japannext and Refinitiv data. Small & Others = First Section - TPX500. Only Night-Time market is included.

Top 10 Stocks by Turnover

Topix 100

Stock	Turnover(JPY)	Share	PI (bps)
7974 NINTEND	141,398,962,800	12.66%	1.16
9984 SOFTBNKG	132,889,660,160	10.31%	0.57
9983 FASTRET	88,439,918,200	16.25%	1.04
7203 TOYOTA	80,684,615,700	7.53%	0.72
8035 TKOELCN	77,537,029,600	11.54%	0.99
6758 SONY G	68,709,212,660	11.57%	1.22
6861 KEYENCE	65,186,898,500	15.06%	1.29
4507 SIONOGI	54,453,462,000	13.21%	1.00
5401 NSTEEL	47,753,396,100	10.43%	1.06
9022 JR CENT	37,802,914,310	20.29%	1.64

Nikkei 225

Stock	Turnover(JPY)	Share	PI (bps)
9101 NYKLINE	255,485,415,700	11.86%	3.48
9104 MTI-OSK	136,813,126,400	12.13%	4.18
9984 SOFTBNKG	132,889,660,160	10.31%	0.57
9983 FASTRET	88,439,918,200	16.25%	1.04
7203 TOYOTA	80,684,615,700	7.53%	0.72
9107 K-LINE	78,404,604,400	12.67%	3.86
8035 TKOELCN	77,537,029,600	11.54%	0.99
6758 SONY G	68,709,212,660	11.57%	1.22
4507 SIONOGI	54,453,462,000	13.21%	1.00
5401 NSTEEL	47,753,396,100	10.43%	1.06

Topix Mid400

Stock	Turnover(JPY)	Share	PI (bps)
9101 NYKLINE	255,485,415,700	11.86%	3.48
6920 LASRTEC	201,206,002,200	13.11%	1.21
9104 MTI-OSK	136,813,126,400	12.13%	4.18
5411 JFE HD	27,680,586,700	7.07%	1.78
6857 ADVNTST	22,873,413,000	8.20%	3.03
4755 RAKUTENG	20,656,886,850	8.28%	2.58
9201 JAL	20,358,839,780	7.59%	1.10
6723 RENESAS	16,920,321,740	8.67%	2.52
6502 TOSHIBA	16,715,776,500	7.44%	2.87
6976 TAIYOYU	15,335,088,300	9.62%	5.20

Small & Others

Stock	Turnover(JPY)	Share	PI (bps)
9107 K-LINE	78,404,604,400	12.67%	3.86
6532 BAYCURNT	51,998,429,500	15.14%	5.67
8698 MONEX G	16,803,447,780	12.62%	4.39
9519 RENOVA	16,473,172,500	13.02%	3.71
7816 SNOWPEAK	15,514,378,500	13.15%	5.53
3923 RAKUS	13,036,510,150	14.20%	4.48
2174 GCA	12,441,334,030	28.99%	3.11
6967 SINKOEI	7,597,465,700	10.34%	4.13
9603 H.I.S.	7,156,477,080	7.21%	1.62
6951 JEOL	6,384,204,900	9.51%	4.38

Mothers

Stock	Turnover(JPY)	Share	PI (bps)
4934 PANTI-AG	22,785,763,800	12.22%	2.13
4385 MERCARI	21,727,954,850	12.66%	4.79
7370 ENJIN	17,871,426,050	11.86%	3.86
3998 SURALANT	10,568,461,580	11.19%	2.02
3936 GLOBALWA	9,751,552,350	12.95%	8.36
4068 BASIS	8,683,241,100	12.06%	6.24
4485 JTOWER	8,559,987,400	14.39%	4.98
4475 HENNGE	8,182,956,600	11.82%	5.07
4477 BASE	7,980,938,450	8.16%	3.05
2158 FRONTEO	7,238,179,310	10.87%	3.02

JASDAQ

Stock	Turnover(JPY)	Share	PI (bps)
4582 SYMBIO	11,831,541,230	9.47%	3.67
2702 MCDNALD	11,570,064,150	16.29%	4.83
8256 MARUMIT	11,544,124,380	7.96%	7.07
6890 FERROTEC	8,433,567,310	9.54%	3.67
1407 WEST HD	6,372,259,450	11.95%	5.67
3891 KODOSHI	4,732,041,050	12.30%	6.43
7564 WORKMAN	3,024,787,500	12.83%	4.27
2315 CAICA	2,835,900,420	10.65%	14.36
2484 DEMAECAN	2,740,948,800	8.90%	3.58
5381 MIPOX	2,734,402,510	9.63%	5.22

Second Section

Stock	Turnover(JPY)	Share	PI (bps)
3377 BIKE O	5,215,306,670	10.10%	3.80
6993 DAIKOKYA	4,200,752,800	15.33%	28.30
3825 REMIX	3,786,401,670	11.04%	14.26
3856 ABALANCE	3,341,480,450	15.95%	9.11
9127 TAMAI	3,134,403,580	8.80%	3.51
4595 MIZHMEDY	2,621,661,760	10.01%	6.89
2778 PALEMOHD	1,611,719,170	6.03%	11.26
3663 ARTSPARK	1,599,132,480	10.66%	5.82
9318 ASIADAVE	1,531,952,900	42.22%	581.10
6366 CHIYODA	1,391,801,750	9.04%	7.29

ETFs & REITs

Stock	Turnover(JPY)	Share	PI (bps)
1570 NFNKLV	275,360,012,955	15.23%	2.80
1357 NFNKDOUB	113,920,702,919	20.39%	10.86
1458 RK 225LV	63,101,875,363	16.27%	2.21
1459 RK 225DI	35,772,154,163	11.84%	2.20
1360 NKBEAR-2	24,026,723,810	7.30%	3.19
1579 225 BULL	20,535,152,330	6.63%	2.50
1321 NFNK225	6,210,042,477	5.76%	1.06
1699 NFOIL	4,858,895,577	26.07%	19.38
1671 WTI ETF	4,440,666,746	12.01%	2.24
1365 DW 225LV	3,960,187,054	16.51%	2.66

Top 10 Stocks by Market Share

Topix 100

Stock	Share	Turnover(JPY)	PI (bps)
9022 JR CENT	20.29%	37,802,914,310	1.64
9983 FASTRET	16.25%	88,439,918,200	1.04
7832 BANNAMHD	15.81%	11,323,647,050	1.84
6861 KEYENCE	15.06%	65,186,898,500	1.29
4661 OLC	14.32%	24,559,592,510	1.40
8697 JPX	13.48%	3,793,504,980	1.65
2413 M3	13.41%	29,402,136,680	0.98
4507 SIONOGI	13.21%	54,453,462,000	1.00
6702 FUJITSU	13.14%	22,312,081,780	1.35
7309 SHIMANO	12.69%	14,155,660,550	1.70

Nikkei 225

Stock	Share	Turnover(JPY)	PI (bps)
9022 JR CENT	20.29%	37,802,914,310	1.64
9412 SKYPER J	17.02%	1,833,215,960	7.47
9983 FASTRET	16.25%	88,439,918,200	1.04
7832 BANNAMHD	15.81%	11,323,647,050	1.84
1333 MARUNICI	15.20%	1,551,512,090	2.62
8697 JPX	13.48%	3,793,504,980	1.65
2413 M3	13.41%	29,402,136,680	0.98
6701 NEC	13.35%	12,032,558,400	5.07
5101 YKHA-RB	13.28%	3,230,226,440	2.83
4507 SIONOGI	13.21%	54,453,462,000	1.00

Topix Mid400

Stock	Share	Turnover(JPY)	PI (bps)
3591 WACOALHD	23.08%	922,056,380	3.72
6465 HOSIZAKI	20.97%	3,826,998,000	5.09
6136 OSG	16.32%	1,206,545,720	3.02
1333 MARUNICI	15.20%	1,551,512,090	2.62
8334 GUNMABK	14.35%	936,357,900	8.82
8572 ACOM	14.21%	1,130,112,380	6.99
8341 77-BANK	14.20%	596,403,410	3.50
1951 KYOWAEX	14.13%	1,595,280,880	2.19
2651 LAWSON	14.06%	4,239,548,400	4.90
2175 SMS	13.71%	2,924,754,600	4.81

Small & Others

Stock	Share	Turnover(JPY)	PI (bps)
8918 LAND	54.52%	723,641,410	393.52
2174 GCA	28.99%	12,441,334,030	3.11
3376 ONLY	21.02%	236,745,230	3.97
6740 JDI	18.14%	482,679,680	110.04
9412 SKYPER J	17.02%	1,833,215,960	7.47
8897 TAKARAL	16.70%	296,743,410	8.87
8713 FIDEA HD	16.22%	117,266,880	21.29
2193 COOK	16.11%	224,519,200	11.35
8346 TOHO BK	16.10%	181,509,490	10.54
6532 BAYCURNT	15.14%	51,998,429,500	5.67

Mothers

Stock	Share	Turnover(JPY)	PI (bps)
2370 MEDINET	19.05%	1,543,013,060	33.45
4880 CELLSOUR	16.44%	2,996,195,700	5.03
3496 AZOOM	16.15%	590,078,850	8.13
2150 CARENET	15.40%	3,980,506,750	7.70
4597 SOLASIA	15.26%	517,457,680	20.13
4391 LOGIZARD	15.22%	127,694,740	7.84
6027 BENG04CM	15.11%	6,407,669,900	7.74
7676 GOODSPEE	14.84%	222,147,620	4.17
7095 MACBEEP	14.76%	1,166,871,100	8.34
4395 ACCRETE	14.70%	682,848,720	4.78

JASDAQ

Stock	Share	Turnover(JPY)	PI (bps)
4764 NEXUSB	20.04%	948,628,230	18.45
3777 FHTHD	18.83%	172,818,390	155.09
9973 KOZOSUSI	17.28%	234,516,600	66.82
9941 TAIYOBU	16.62%	234,810,640	9.17
2702 MCDNALD	16.29%	11,570,064,150	4.83
5699 IBOKIN	15.79%	803,777,000	8.64
7610 TAY TWO	14.87%	121,642,120	36.44
3390 INEST	14.45%	395,676,220	32.09
4978 REPROCEL	14.27%	705,416,900	8.46
3798 ULSGROUP	14.11%	288,559,100	11.02

Second Section

Stock	Share	Turnover(JPY)	PI (bps)
9360 SUZUYO	51.57%	177,968,780	2.10
7647 ONTSU	47.75%	248,882,100	140.02
9318 ASIADAVE	42.22%	1,531,952,900	581.10
6731 PIXELA	23.38%	200,782,330	219.74
8894 REVOLUTI	23.11%	317,696,620	152.55
3528 MIRAINOV	18.99%	163,205,790	145.64
8925 ARDEPRO	16.76%	360,475,320	40.39
3856 ABALANCE	15.95%	3,341,480,450	9.11
1491 CHUGAIM	15.72%	647,964,590	96.89
6993 DAIKOKYA	15.33%	4,200,752,800	28.30

ETFs & REITs

Stock	Share	Turnover(JPY)	PI (bps)
1699 NFOIL	26.07%	4,858,895,577	19.38
1356 TPXBEAR2	21.91%	2,125,027,343	2.89
1366 DW 225DI	21.52%	3,082,708,892	2.64
1357 NFNKDOUB	20.39%	113,920,702,919	10.86
1540 JPP GLD	18.19%	2,058,015,438	4.66
1365 DW 225LV	16.51%	3,960,187,054	2.66
1458 RK 225LV	16.27%	63,101,875,363	2.21
1570 NFNKLV	15.23%	275,360,012,955	2.80
3298 INVESCO	14.81%	3,602,598,772	0.89
1615 NFBANKS	14.61%	690,640,400	23.49

Top 10 Stocks by PI

Topix 100

Stock	PI (bps)	Turnover(JPY)	Share
8308 RESONA	2.40	2,369,070,970	4.57%
5020 ENEOS	2.33	10,194,234,090	5.60%
8604 NOMRAHD	1.90	3,072,614,430	3.32%
1925 DAIW-HS	1.87	5,618,883,340	8.14%
7832 BANNAMHD	1.84	11,323,647,050	15.81%
8830 SMIRE&D	1.81	4,864,198,330	11.69%
7201 NISSAN	1.78	8,722,682,690	6.01%
8601 DAIWASG	1.78	1,673,244,550	3.86%
8309 SMTRUST	1.75	4,545,816,950	11.04%
8306 MUFG	1.74	14,537,365,050	3.62%

Nikkei 225

Stock	PI (bps)	Turnover(JPY)	Share
6472 NTN	13.17	3,661,484,310	12.72%
9501 TEPCOHD	12.14	9,329,513,500	13.17%
7211 MMC	12.05	9,442,295,260	12.05%
2768 SOJITZ	9.86	7,123,651,030	9.30%
7186 CONCRDIA	8.72	3,575,377,210	12.74%
3103 UNITIKA	8.01	377,025,080	8.77%
9412 SKYPER J	7.47	1,833,215,960	17.02%
7762 CITIZEN	6.41	2,614,462,030	11.77%
6506 YASKAWA	5.92	13,848,678,500	11.20%
7003 MTI E&S	5.76	1,805,819,230	9.19%

Topix Mid400

Stock	PI (bps)	Turnover(JPY)	Share
8410 SEVEN BK	14.00	2,627,856,660	12.39%
7167 MEBUKIFG	13.49	2,408,653,030	11.14%
6472 NTN	13.17	3,661,484,310	12.72%
9501 TEPCOHD	12.14	9,329,513,500	13.17%
7211 MMC	12.05	9,442,295,260	12.05%
2768 SOJITZ	9.86	7,123,651,030	9.30%
8334 GUNMABK	8.82	936,357,900	14.35%
7186 CONCRDIA	8.72	3,575,377,210	12.74%
8359 82-BANK	8.33	752,403,950	11.24%
7180 KYUSHUFG	7.64	372,129,140	12.53%

Small & Others

Stock	PI (bps)	Turnover(JPY)	Share
8918 LAND	393.52	723,641,410	54.52%
6740 JDI	110.04	482,679,680	18.14%
3315 NIP-COKE	25.66	649,858,870	13.06%
3202 DAITOBO	22.49	135,080,320	11.57%
8585 OR.CORP	21.43	1,357,349,770	12.59%
8713 FIDEA HD	21.29	117,266,880	16.22%
8714 SENSUIK	17.58	442,732,680	13.02%
2353 NP-PARK	17.38	471,399,920	12.82%
7238 AKEBONO	14.80	483,824,130	11.55%
8848 LEOPC21	14.75	2,165,927,910	9.48%

Mothers

Stock	PI (bps)	Turnover(JPY)	Share
2370 MEDINET	33.45	1,543,013,060	19.05%
4564 OTS	33.25	337,879,130	13.69%
6181 TAMENY	20.65	106,271,330	12.15%
4597 SOLASIA	20.13	517,457,680	15.26%
7345 AIPARTNE	16.95	177,841,450	10.88%
6192 HYAS&CO.	15.51	119,028,380	3.61%
3989 SHARINGT	14.69	166,724,850	7.15%
7089 FORSTART	14.20	1,303,879,110	5.80%
6612 BALMUDA	11.43	911,394,600	11.96%
2586 FRUTA	11.14	211,517,340	9.71%

JASDAQ

Stock	PI (bps)	Turnover(JPY)	Share
3777 FHTHD	155.09	172,818,390	18.83%
9073 KYOGOKU	76.23	446,319,050	10.00%
9973 KOZOSUSI	66.82	234,516,600	17.28%
7610 TAY TWO	36.44	121,642,120	14.87%
3390 INEST	32.09	395,676,220	14.45%
6497 HAMAI I	19.84	105,474,180	8.70%
8946 ASIANSTR	19.47	105,976,120	4.56%
4764 NEXUSB	18.45	948,628,230	20.04%
7836 AVIX	17.19	225,966,130	7.20%
7634 HOSHIIR	17.08	2,281,882,350	7.49%

Second Section

Stock	PI (bps)	Turnover(JPY)	Share
9318 ASIADAVE	581.10	1,531,952,900	42.22%
6731 PIXELA	219.74	200,782,330	23.38%
8894 REVOLUTI	152.55	317,696,620	23.11%
3528 MIRAINOV	145.64	163,205,790	18.99%
7647 ONTSU	140.02	248,882,100	47.75%
1491 CHUGAIM	96.89	647,964,590	15.72%
8789 FINTECH	55.79	139,114,820	13.84%
1757 SMALMEDI	45.31	190,367,140	10.67%
8925 ARDEPRO	40.39	360,475,320	16.76%
6993 DAIKOKYA	28.30	4,200,752,800	15.33%

ETFs & REITs

Stock	PI (bps)	Turnover(JPY)	Share
1615 NFBANKS	23.49	690,640,400	14.61%
1699 NFOIL	19.38	4,858,895,577	26.07%
1357 NFNKDOUB	10.86	113,920,702,919	20.39%
3481 MTB LOGI	4.94	643,210,650	6.65%
8985 JHR	4.71	3,424,129,350	12.40%
3463 ICHIGOHT	4.67	106,585,810	6.05%
1540 JPP GLD	4.66	2,058,015,438	18.19%
3468 STARASIA	4.65	536,541,650	6.30%
3476 R MIRAI	4.20	398,642,900	6.78%
1547 IDXF US	4.06	184,643,860	4.63%