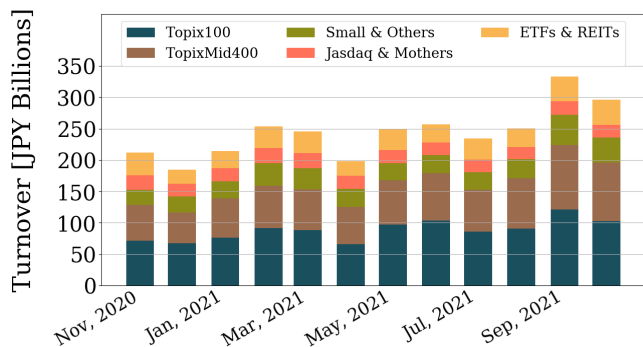


Market Report for October, 2021

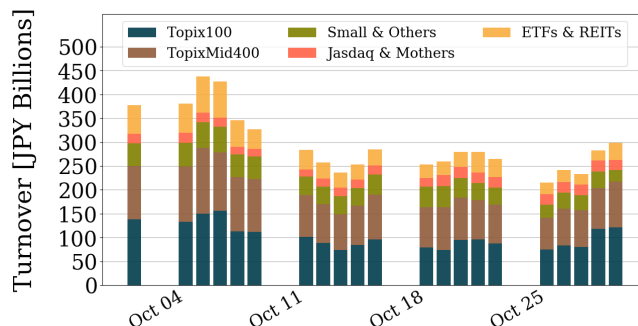
Trading Summary

Total Monthly Turnover(JPY)	6,255,998,041,492	Total Monthly Volume	3,030,515,123
Average Daily Turnover(JPY)	297,904,668,642	Average Daily Volume	144,310,244
Average PI (bps)	3.29	Average Traded Symbols	3377

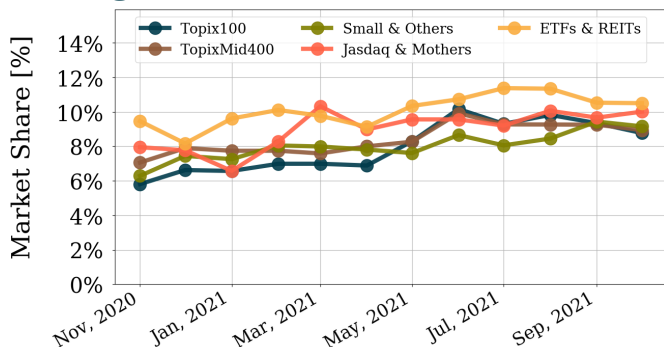
Average Daily Turnover



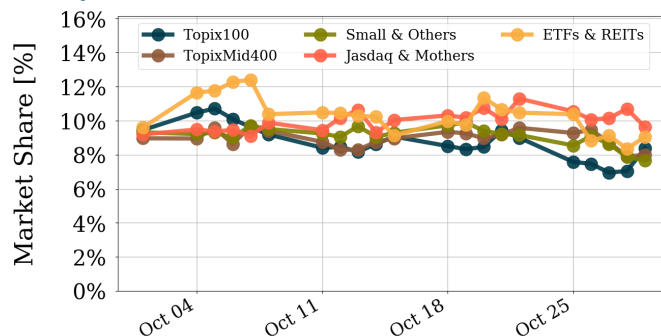
Daily Turnover



Average Market Share



Daily Market Share



Top Stocks by Turnover

Stock	Turnover(JPY)	Share	PI (bps)
1570 NFNKLV	449,464,199,831	13.00%	2.67
9101 NYKLINE	357,626,684,600	13.79%	4.04
6920 LASRTEC	351,745,043,170	14.71%	1.17
9984 SOFTBNKG	193,663,329,660	8.64%	0.49
9107 K-LINE	147,812,257,200	13.03%	5.42

Top Stocks by Market Share

Stock	Turnover(JPY)	Share	PI (bps)
8918 LAND	984,666,810	44.84%	405.50
9318 ASIADVEVE	2,758,296,310	44.82%	873.42
7647 ONTSU	254,789,530	43.02%	172.90
8894 REVOLUTI	128,557,980	35.96%	171.03
1491 CHUGAIM	179,905,770	30.46%	132.40

Top Stocks by Price Improvement

Stock	Turnover(JPY)	Share	PI (bps)
9318 ASIADVEVE	2,758,296,310	44.82%	873.42
8918 LAND	984,666,810	44.84%	405.50
7647 ONTSU	254,789,530	43.02%	172.90
8894 REVOLUTI	128,557,980	35.96%	171.03
1491 CHUGAIM	179,905,770	30.46%	132.40

Top Stocks by Savings

Stock	Turnover(JPY)	Share	Savings
9101 NYKLINE	357,626,684,600	13.79%	128,353,100
1570 NFNKLV	449,464,199,831	13.00%	99,916,953
1357 NFNKDOUB	112,407,106,533	16.32%	95,842,941
9107 K-LINE	147,812,257,200	13.03%	71,776,650
9318 ASIADVEVE	2,758,296,310	44.82%	71,291,340

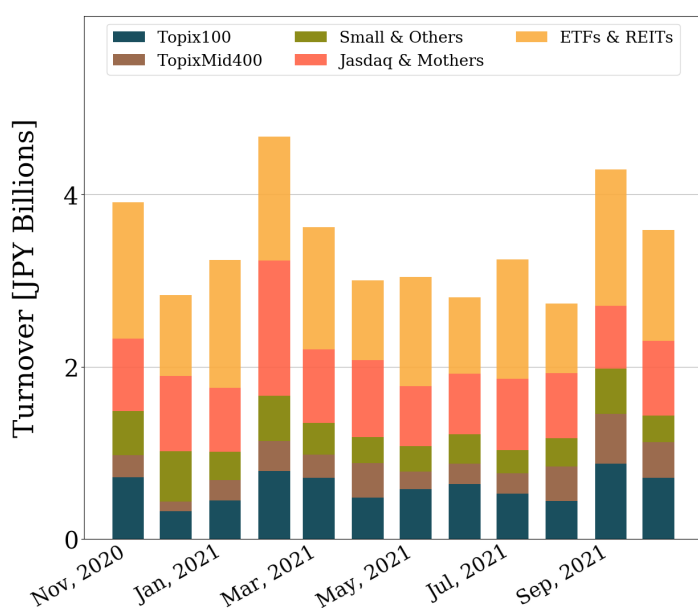
- ▶ Analysis is based on Japannext and Refinitiv data. Small & Others = First Section - TPX500.
- ▶ All Japan Turnover = Japannext (J+X+U+N) + TSE (excl. Tostnet) + Chi-X (Chi-Alpha + Chi-Select excl. Chi-Match). Market Share = Japannext turnover / All Japan Turnover.
- ▶ Opening and Closing auction trades on the TSE are excluded from calculations.
- ▶ Price Improvement (PI) and Savings (PI*volume) are calculated by comparing the execution price against the primary market's best bid for each sell or best offer for each buy at the point of execution from the taker's perspective. Reported PI is a value-weighted average. Names with monthly traded value less than 100,000,000 JPY are excluded from the rankings tables.

Night-Time Market Report for October, 2021

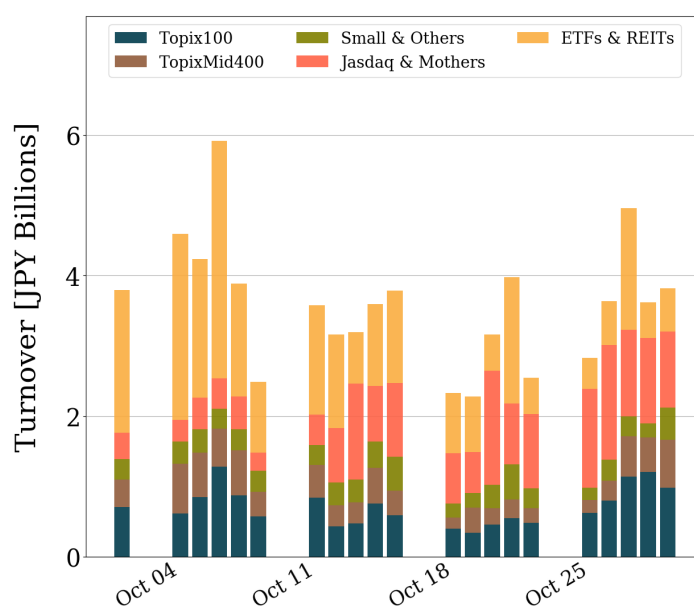
Trading Summary

Total Monthly Turnover(JPY)	77,944,515,551	Total Monthly Volume	221,245,631
Average Daily Turnover(JPY)	3,711,643,598	Average Daily Volume	10,535,506
Average Quoted Symbols	3254	Average Traded Symbols	576

Average Nightly Turnover



Nightly Turnover



Top Stocks by Turnover

Stock	Turnover(JPY)	Share
1570 NFNKLV	10,922,432,175	0.32%
3936 GLOBALWA	7,295,944,010	5.50%
1357 NFNKDOUB	6,723,786,133	0.98%
1552 VIXSHORT	2,554,052,605	3.38%
9101 NYKLINE	2,139,115,500	0.08%
4502 TAKEDAP	1,887,413,800	0.29%
1458 RK 225LV	1,796,387,426	0.32%
1360 NKBEAR-2	1,646,867,712	0.41%
7203 TOYOTA	1,488,773,350	0.24%
6920 LASRTEC	1,230,302,500	0.05%
6758 SONY G	1,213,369,200	0.16%
9984 SOFTBNKG	1,111,501,100	0.05%
9318 ASIADVEVE	1,005,386,810	16.34%
1579 225 BULL	941,677,140	0.26%
9104 MTI-OSK	915,127,000	0.09%

Top Stocks by Market Share

Stock	Turnover(JPY)	Share
4771 F&M	28,083,590	27.89%
6360 TKO-AUT	1,138,000	24.40%
9083 SHINKI	7,007,000	18.94%
9318 ASIADVEVE	1,005,386,810	16.34%
6159 MICRON-M	3,955,420	10.67%
3094 SUPER V	21,390,290	8.36%
2777 CASSINA	865,000	7.42%
7031 INBOUND	328,889,650	6.98%
8918 LAND	152,687,890	6.95%
6173 AQUALINE	50,086,320	6.38%
3083 C'SMEN	162,244,700	6.11%
4884 KRINGLE	17,037,340	6.08%
3936 GLOBALWA	7,295,944,010	5.50%
3670 KYORICOM	1,981,700	5.33%
9978 BUNKYODO	48,172,650	5.15%

► Analysis is based on Japannext and Refinitiv data. Small & Others = First Section - TPX500. Only Night-Time market is included.

Top 10 Stocks by Turnover

Topix 100

Stock	Turnover(JPY)	Share	PI (bps)
6920 LASRTEC	351,745,043,170	14.71%	1.17
9984 SOFTBNKG	193,663,329,660	8.64%	0.49
9983 FASTRET	145,590,553,700	14.34%	0.87
8035 TKOELCN	130,559,259,300	12.23%	0.82
7974 NINTEND	119,130,718,520	12.09%	0.81
6861 KEYENCE	83,064,286,000	11.97%	1.09
6758 SONY G	76,132,562,400	10.11%	1.16
4502 TAKEDAP	48,309,370,610	7.38%	1.13
6981 MURATA	48,038,353,940	8.63%	0.75
9022 JR CENT	47,065,382,670	16.19%	0.88

Nikkei 225

Stock	Turnover(JPY)	Share	PI (bps)
9101 NYKLINE	357,626,684,600	13.79%	4.04
9984 SOFTBNKG	193,663,329,660	8.64%	0.49
9107 K-LINE	147,812,257,200	13.03%	5.42
9983 FASTRET	145,590,553,700	14.34%	0.87
8035 TKOELCN	130,559,259,300	12.23%	0.82
9104 MTI-OSK	125,744,980,900	11.81%	4.48
7974 NINTEND	119,130,718,520	12.09%	0.81
6861 KEYENCE	83,064,286,000	11.97%	1.09
6758 SONY G	76,132,562,400	10.11%	1.16
4502 TAKEDAP	48,309,370,610	7.38%	1.13

Topix Mid400

Stock	Turnover(JPY)	Share	PI (bps)
9101 NYKLINE	357,626,684,600	13.79%	4.04
9107 K-LINE	147,812,257,200	13.03%	5.42
9104 MTI-OSK	125,744,980,900	11.81%	4.48
6532 BAYCURNT	84,411,547,000	13.96%	5.24
1605 INPEX	36,848,763,630	10.52%	3.02
6857 ADVNTST	35,062,467,100	8.11%	3.63
9201 JAL	25,914,277,560	8.30%	1.19
9501 TEPCOHD	25,681,528,410	11.02%	9.39
6976 TAIYOYU	22,124,897,200	8.70%	4.97
7211 MMC	21,942,189,000	11.49%	9.94

Small & Others

Stock	Turnover(JPY)	Share	PI (bps)
8698 MONEX G	25,065,907,970	12.40%	4.09
9519 RENOVA	23,514,895,000	12.18%	4.33
7816 SNOWPEAK	13,995,075,250	14.14%	5.28
6966 MTI-HTC	12,489,716,700	11.08%	4.32
9603 H.I.S.	12,286,137,740	7.46%	1.62
6191 AIRTRIP	8,033,792,150	12.61%	5.37
9110 NS UNITE	7,845,491,900	12.43%	5.85
3919 PIPEDOHD	7,768,630,180	22.29%	1.44
3996 SIGNPOST	7,433,101,380	8.51%	2.69
6323 RORZE	6,856,698,200	9.62%	4.00

Mothers

Stock	Turnover(JPY)	Share	PI (bps)
4385 MERCARI	24,290,186,200	10.67%	4.05
6522 ASTERISK	22,951,479,150	10.28%	2.95
3936 GLOBALWA	21,795,571,640	16.44%	4.86
4169 ENCHANGE	21,582,853,600	15.25%	5.58
7373 AIDMA HD	14,277,763,850	13.86%	4.62
9246 PROJECTC	14,141,207,200	10.14%	3.02
2158 FRONTEO	12,268,900,570	8.96%	1.88
4934 PANTI-AG	11,465,689,300	11.86%	3.11
4477 BASE	10,007,952,880	8.37%	2.78
5759 NDENKAI	8,598,472,700	10.85%	4.15

JASDAQ

Stock	Turnover(JPY)	Share	PI (bps)
6890 FERROTEC	14,033,896,280	11.63%	5.59
1407 WEST HD	9,675,942,350	10.80%	6.90
1783 ASIAGTHD	5,586,123,910	18.67%	26.88
2702 MCDNALD	5,507,009,000	13.29%	5.97
5381 MIPOX	5,416,440,700	10.74%	3.24
6324 HARMONC	4,769,184,650	10.43%	5.03
7777 3DMATRIX	4,307,825,680	13.40%	9.16
7564 WORKMAN	3,433,241,000	11.16%	3.92
2315 CAICA	2,584,980,350	11.96%	14.24
4582 SYMBIO	2,554,482,140	8.09%	4.01

Second Section

Stock	Turnover(JPY)	Share	PI (bps)
9318 ASIADAVE	2,758,296,310	44.82%	873.42
3825 REMIX	2,381,898,450	16.25%	15.29
3663 ARTSPARK	1,821,384,900	7.82%	3.32
6366 CHIYODA	1,643,301,090	9.67%	6.83
6993 DAIKOKYA	1,558,952,620	20.64%	39.10
9127 TAMAI	1,243,694,990	12.80%	5.60
3856 ABALANCE	1,112,186,600	11.39%	7.92
6668 PLASMA	1,095,725,810	8.70%	2.39
3377 BIKE O	940,249,910	6.24%	3.54
3121 MBK	795,126,420	5.81%	4.92

ETFs & REITs

Stock	Turnover(JPY)	Share	PI (bps)
1570 NFNKLV	449,464,199,831	13.00%	2.67
1357 NFNKDOUB	112,407,106,533	16.32%	11.05
1458 RK 225LV	74,563,317,914	13.14%	2.88
1360 NKBEAR-2	42,880,171,029	10.63%	3.52
1459 RK 225DI	38,587,240,937	10.24%	2.92
1579 225 BULL	36,761,779,610	10.31%	2.52
1321 NFNK225	10,571,822,367	5.48%	2.62
1365 DW 225LV	7,664,237,952	13.01%	2.78
1671 WTI ETF	5,440,567,341	9.63%	2.04
1568 TPX BULL	4,930,358,790	5.46%	1.77

Top 10 Stocks by Market Share

Topix 100

Stock	Share	Turnover(JPY)	PI (bps)
9022 JR CENT	16.19%	47,065,382,670	0.88
7832 BANNAMHD	15.36%	13,986,955,040	1.62
6920 LASRTEC	14.71%	351,745,043,170	1.17
9983 FASTRET	14.34%	145,590,553,700	0.87
7309 SHIMANO	12.87%	16,507,728,610	1.54
8035 TKOELCN	12.23%	130,559,259,300	0.82
6367 DAIKINI	12.17%	40,040,560,720	1.10
7974 NINTEND	12.09%	119,130,718,520	0.81
6861 KEYENCE	11.97%	83,064,286,000	1.09
4901 FUJIFILM	11.73%	29,568,379,240	0.95

Nikkei 225

Stock	Share	Turnover(JPY)	PI (bps)
1333 MARUNICI	16.46%	820,784,790	2.83
9022 JR CENT	16.19%	47,065,382,670	0.88
7832 BANNAMHD	15.36%	13,986,955,040	1.62
9983 FASTRET	14.34%	145,590,553,700	0.87
9101 NYKLINE	13.79%	357,626,684,600	4.04
9107 K-LINE	13.03%	147,812,257,200	5.42
5101 YKHA-RB	12.36%	1,690,907,880	2.46
8035 TKOELCN	12.23%	130,559,259,300	0.82
6367 DAIKINI	12.17%	40,040,560,720	1.10
7974 NINTEND	12.09%	119,130,718,520	0.81

Topix Mid400

Stock	Share	Turnover(JPY)	PI (bps)
1333 MARUNICI	16.46%	820,784,790	2.83
6465 HOSIZAKI	14.96%	2,249,725,400	4.45
9831 YAMADAHD	14.08%	8,545,196,680	8.21
6532 BAYCURNT	13.96%	84,411,547,000	5.24
9101 NYKLINE	13.79%	357,626,684,600	4.04
6136 OSG	13.06%	1,138,097,570	2.99
9107 K-LINE	13.03%	147,812,257,200	5.42
9989 SUNDRUG	12.99%	2,748,594,400	4.63
5101 YKHA-RB	12.36%	1,690,907,880	2.46
9706 J.AIR-T	12.22%	5,532,966,800	5.82

Small & Others

Stock	Share	Turnover(JPY)	PI (bps)
8918 LAND	44.84%	984,666,810	405.50
3919 PIPEDOHD	22.29%	7,768,630,180	1.44
6740 JDI	19.42%	369,348,030	124.14
9267 GENKYDRG	16.50%	818,374,600	8.79
3655 BRAINPAD	15.85%	499,203,700	8.25
8803 HEIWARE	14.47%	935,394,500	6.34
6564 MIDAC HD	14.38%	2,348,609,600	7.16
1515 NITTETU	14.37%	696,021,000	7.79
7816 SNOWPEAK	14.14%	13,995,075,250	5.28
3315 NIP-COKE	13.87%	2,924,449,280	20.10

Mothers

Stock	Share	Turnover(JPY)	PI (bps)
2370 MEDINET	19.32%	366,188,990	49.88
3936 GLOBALWA	16.44%	21,795,571,640	4.86
9241 FLN	15.55%	125,165,710	2.84
4169 ENCHANGE	15.25%	21,582,853,600	5.58
6173 AQUALINE	14.33%	112,388,170	5.97
7031 INBOUND	14.29%	673,460,550	14.08
7373 AIDMA HD	13.86%	14,277,763,850	4.62
4011 HEADWATR	13.74%	205,633,600	10.49
4490 VISASQ	13.65%	5,323,463,400	5.96
4597 SOLASIA	13.50%	532,219,300	26.65

JASDAQ

Stock	Share	Turnover(JPY)	PI (bps)
9973 KOZOSUSI	28.43%	172,338,380	81.89
2134 SUNCAPTL	24.41%	236,785,160	122.17
9978 BUNKYODO	23.51%	219,838,440	40.66
1783 ASIAGTHD	18.67%	5,586,123,910	26.88
2743 PIXEL	15.44%	754,808,240	26.28
7610 TAY TWO	13.82%	729,632,320	32.89
6659 MEDIALNK	13.53%	518,773,100	8.80
7777 3DMATRIX	13.40%	4,307,825,680	9.16
2702 MCDNALD	13.29%	5,507,009,000	5.97
9436 OKINCEL	13.27%	335,973,200	7.36

Second Section

Stock	Share	Turnover(JPY)	PI (bps)
9318 ASIADAVE	44.82%	2,758,296,310	873.42
7647 ONTSU	43.02%	254,789,530	172.90
8894 REVOLUTI	35.96%	128,557,980	171.03
1491 CHUGAIM	30.46%	179,905,770	132.40
6993 DAIKOKYA	20.64%	1,558,952,620	39.10
3825 REMIX	16.25%	2,381,898,450	15.29
8789 FINTECH	15.29%	113,919,390	63.81
1757 SMALMEDI	15.01%	484,682,460	53.54
8925 ARDEPRO	14.18%	239,855,630	61.18
9127 TAMAI	12.80%	1,243,694,990	5.60

ETFs & REITs

Stock	Share	Turnover(JPY)	PI (bps)
1699 NFOIL	16.79%	3,669,970,230	21.11
1357 NFNKDOUB	16.32%	112,407,106,533	11.05
1458 RK 225LV	13.14%	74,563,317,914	2.88
1365 DW 225LV	13.01%	7,664,237,952	2.78
1570 NFNKLV	13.00%	449,464,199,831	2.67
1360 NKBEAR-2	10.63%	42,880,171,029	3.52
8985 JHR	10.48%	1,924,980,490	5.17
1579 225 BULL	10.31%	36,761,779,610	2.52
1459 RK 225DI	10.24%	38,587,240,937	2.92
1671 WTI ETF	9.63%	5,440,567,341	2.04

Top 10 Stocks by PI

Topix 100

Stock	PI (bps)	Turnover(JPY)	Share
6586 MAKITA	4.97	7,762,032,900	9.42%
6178 JPPOSTHD	4.27	9,495,916,660	1.66%
6502 TOSHIBA	2.72	12,201,630,580	9.11%
6645 OMRON	2.68	4,845,650,250	4.74%
8308 RESONA	2.32	2,923,509,370	4.09%
5020 ENEOS	2.22	11,177,593,740	7.06%
8604 NOMRAHD	1.90	2,106,621,320	2.44%
7201 NISSAN	1.84	8,136,862,520	4.76%
8306 MUFG	1.72	16,315,145,000	2.63%
8309 SMTRUST	1.67	4,587,010,440	9.08%

Nikkei 225

Stock	PI (bps)	Turnover(JPY)	Share
6472 NTN	11.96	2,624,303,320	8.23%
7211 MMC	9.94	21,942,189,000	11.49%
9501 TEPCOHD	9.39	25,681,528,410	11.02%
3103 UNITIKA	8.01	281,138,880	8.12%
7186 CONCRDIA	7.41	3,555,494,500	10.65%
7762 CITIZEN	6.21	1,562,208,950	9.85%
3861 OJI HD	5.85	3,516,340,760	11.90%
4005 SMICHEM	5.62	10,362,248,200	9.75%
7003 MTI E&S	5.58	1,432,091,090	7.81%
9602 TOHO MV	5.43	2,679,206,200	8.55%

Topix Mid400

Stock	PI (bps)	Turnover(JPY)	Share
7167 MEBUKIFG	15.55	2,770,406,410	9.63%
8410 SEVEN BK	15.17	2,834,414,070	9.97%
6472 NTN	11.96	2,624,303,320	8.23%
7211 MMC	9.94	21,942,189,000	11.49%
9501 TEPCOHD	9.39	25,681,528,410	11.02%
8334 GUNMABK	8.88	1,062,350,280	10.54%
9831 YAMADAHD	8.21	8,545,196,680	14.08%
4887 SAWAIGHD	7.87	741,029,850	9.90%
7180 KYUSHUFG	7.84	481,242,390	9.13%
8572 ACOM	7.81	2,508,800,530	11.69%

Small & Others

Stock	PI (bps)	Turnover(JPY)	Share
8918 LAND	405.50	984,666,810	44.84%
6740 JDI	124.14	369,348,030	19.42%
2353 NP-PARK	21.61	468,026,280	7.20%
8585 OR.CORP	21.47	1,473,357,350	8.21%
3315 NIP-COKE	20.10	2,924,449,280	13.87%
1514 SUMISEKI	19.98	1,704,863,200	11.04%
8714 SENSUIK	19.22	445,505,230	9.47%
7527 SYSSOFT	18.24	644,971,940	10.21%
6632 JVCKW	16.17	795,357,300	8.42%
9424 JPN-COMM	15.55	1,557,211,760	11.56%

Mothers

Stock	PI (bps)	Turnover(JPY)	Share
2370 MEDINET	49.88	366,188,990	19.32%
4564 OTS	36.27	285,152,640	13.31%
4597 SOLASIA	26.65	532,219,300	13.50%
4594 BRITPATH	21.02	121,458,500	12.60%
7031 INBOUND	14.08	673,460,550	14.29%
4583 CHIOME	13.55	216,186,690	10.49%
7096 STEMCELL	12.88	412,348,100	12.31%
2586 FRUTA	12.28	227,560,510	8.06%
6612 BALMUDA	11.71	209,004,600	9.90%
6192 HYAS&CO.	11.02	694,312,470	6.67%

JASDAQ

Stock	PI (bps)	Turnover(JPY)	Share
2134 SUNCAPTL	122.17	236,785,160	24.41%
9973 KOZOSUSI	81.89	172,338,380	28.43%
9978 BUNKYODO	40.66	219,838,440	23.51%
3390 INEST	37.24	138,167,180	10.03%
7610 TAY TWO	32.89	729,632,320	13.82%
1783 ASIAGTHD	26.88	5,586,123,910	18.67%
2743 PIXEL	26.28	754,808,240	15.44%
4764 NEXUSB	19.20	478,611,960	13.18%
2315 CAICA	14.24	2,584,980,350	11.96%
3236 PROPERST	13.47	106,459,760	6.51%

Second Section

Stock	PI (bps)	Turnover(JPY)	Share
9318 ASIADVEVE	873.42	2,758,296,310	44.82%
7647 ONTSU	172.90	254,789,530	43.02%
8894 REVOLUTI	171.03	128,557,980	35.96%
1491 CHUGAIM	132.40	179,905,770	30.46%
8789 FINTECH	63.81	113,919,390	15.29%
8925 ARDEPRO	61.18	239,855,630	14.18%
1757 SMALMEDI	53.54	484,682,460	15.01%
6993 DAIKOKYA	39.10	1,558,952,620	20.64%
5940 FUJSASH	36.18	129,922,190	11.61%
6835 ALLIEDHD	29.65	121,127,620	8.13%

ETFs & REITs

Stock	PI (bps)	Turnover(JPY)	Share
1699 NFOIL	21.11	3,669,970,230	16.79%
1615 NFBANKS	19.26	411,416,800	4.47%
1546 NFDJIA	11.19	143,033,170	2.37%
1357 NFNKDOUB	11.05	112,407,106,533	16.32%
1678 NFINDIA	10.43	513,494,960	5.97%
1541 JPP PLT	6.44	118,242,785	4.11%
2516 MOTERETF	6.17	248,283,446	2.92%
8985 JHR	5.17	1,924,980,490	10.48%
3468 STARASIA	4.92	464,250,540	9.15%
1540 JPP GLD	4.83	1,269,493,159	8.02%