

Market Report for the Week of January 11, 2021

Daily Averages

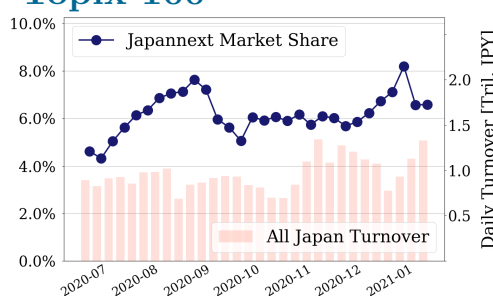
Universe	Turnover(JPY)	Volume	Share	PI (bps)	Symbols
All Market	243,445,075,332	140,863,044	7.35 %	3.28	3344
Topix100	87,640,606,592	19,559,725	6.58 %	0.57	99
Nikkei 225	103,698,947,928	43,527,125	6.81 %	1.69	225
TopixMid400	69,167,806,102	37,523,800	7.56 %	3.44	398
Small & Others	29,883,330,990	29,554,950	6.99 %	4.30	1609
Mothers & Jasdaj	18,068,015,110	20,605,500	6.66 %	6.66	791
ETFs & REITs	33,559,309,184	18,147,394	11.11 %	6.63	125

All Market
7.4 %

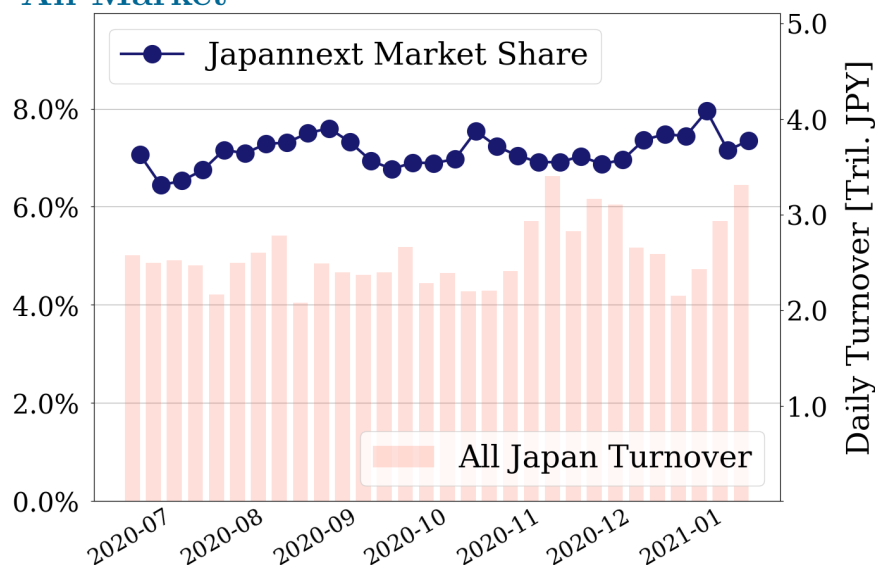
Topix 100
6.6 %

Nikkei 225
6.8 %

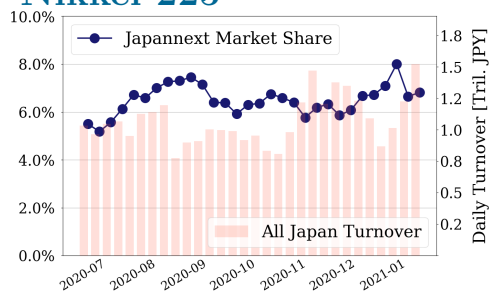
Topix 100



All Market



Nikkei 225



Top Stocks by Turnover

Stock	Turnover(JPY)	Share	PI (bps)
1570 NFNKLV	69,267,297,021	14.26%	7.14
9984 SOFTBNKG	58,015,994,370	8.95%	0.33
9983 FASTRET	28,159,892,600	11.43%	0.39
8035 TKOELCN	25,248,920,140	10.48%	0.33
1357 NFNKDOUB	22,171,722,252	14.27%	9.46

Top Stocks by Market Share

Stock	Turnover(JPY)	Share	PI (bps)
2315 CAICA	155,034,700	59.85%	239.66
7647 ONTSU	109,921,670	46.13%	114.53
8184 SIMACHU	479,367,100	45.41%	5.98
5381 MIPOX	240,155,670	38.48%	10.41
8894 REVOLUTI	102,453,230	32.16%	132.70

Top Stocks by Price Improvement

Stock	Turnover(JPY)	Share	PI (bps)
2315 CAICA	155,034,700	59.85%	239.66
8894 REVOLUTI	102,453,230	32.16%	132.70
7647 ONTSU	109,921,670	46.13%	114.53
6740 JDI	139,856,690	25.40%	71.07
2134 SUNCAPTL	149,645,870	19.08%	60.96

Top Stocks by Savings

Stock	Turnover(JPY)	Share	Savings
1570 NFNKLV	69,267,297,021	14.26%	39,689,384
1357 NFNKDOUB	22,171,722,252	14.27%	16,567,045
1699 NFOIL	1,278,118,495	31.14%	4,157,590
9501 TEPCHOHD	4,808,251,440	11.55%	3,662,210
6976 TAIYOYU	7,450,826,700	12.92%	3,550,300

- ▶ Analysis is based on Japannext and Refinitiv data. Small & Others = First Section - TPX500.
- ▶ All Japan Turnover = Japannext (J+X+U+N) + TSE (excl. Tostnet) + Chi-X (excl. Chi-Match, Chi-Select).
Market Share = Japannext turnover / All Japan Turnover.
- ▶ Opening and Closing auction trades on the TSE are excluded from calculations.
- ▶ Price Improvement (PI) and Savings (PI*volume) are calculated by comparing the execution price against the primary market's best bid for each sell or best offer for each buy at the point of execution from the taker's perspective. Reported PI is a value-weighted average. Names with weekly traded value less than 100,000,000 JPY are excluded from the rankings tables.

Top 10 Stocks by Turnover

Topix 100

Stock	Turnover(JPY)	Share	PI (bps)
9984 SOFTBNKG	58,015,994,370	8.95%	0.33
9983 FASTRET	28,159,892,600	11.43%	0.39
8035 TKOELCN	25,248,920,140	10.48%	0.33
7974 NINTEND	20,094,453,700	8.01%	0.52
2413 M3	17,775,908,070	12.65%	0.56
6594 NIDEC	16,873,131,160	11.04%	0.38
6758 SONY	15,151,099,910	8.55%	0.57
6981 MURATA	10,531,407,530	9.84%	0.62
6861 KEYENCE	7,894,963,300	6.02%	0.56
4063 SINETUC	7,493,367,560	7.44%	0.30

Nikkei 225

Stock	Turnover(JPY)	Share	PI (bps)
9984 SOFTBNKG	58,015,994,370	8.95%	0.33
9983 FASTRET	28,159,892,600	11.43%	0.39
8035 TKOELCN	25,248,920,140	10.48%	0.33
2413 M3	17,775,908,070	12.65%	0.56
6758 SONY	15,151,099,910	8.55%	0.57
6857 ADVNTST	10,118,500,940	10.54%	3.12
4063 SINETUC	7,493,367,560	7.44%	0.30
6976 TAIYOYU	7,450,826,700	12.92%	5.19
4519 CHUGAIP	7,021,581,370	8.54%	0.61
6506 YASKAWA	6,368,983,990	11.39%	5.47

Topix Mid400

Stock	Turnover(JPY)	Share	PI (bps)
6920 LASRTEC	21,831,368,070	10.18%	1.63
6857 ADVNTST	10,118,500,940	10.54%	3.12
6723 RENESAS	7,462,648,720	8.59%	2.04
6976 TAIYOYU	7,450,826,700	12.92%	5.19
6506 YASKAWA	6,368,983,990	11.39%	5.47
3436 SUMCO	6,075,551,460	5.38%	1.03
4755 RAKUTEN	5,246,443,820	11.77%	2.83
6762 TDK	4,983,831,290	7.71%	1.47
9501 TEPCOHD	4,808,251,440	11.55%	8.96
1605 INPEX	4,256,219,320	12.55%	4.39

Small & Others

Stock	Turnover(JPY)	Share	PI (bps)
9519 RENOVA	11,070,215,200	13.27%	2.77
8698 MONEX G	4,706,307,710	11.16%	4.74
3681 V-CUBE	3,467,219,600	11.72%	3.63
4321 KENEDIX	2,039,110,670	25.01%	6.53
3697 SHIFT	1,458,653,700	7.83%	2.42
6855 JEM	1,355,083,450	7.44%	2.07
6095 MEDPEER	1,347,120,600	9.59%	3.86
6323 RORZE	1,310,317,300	10.18%	3.75
6966 MTI-HTC	1,256,775,900	9.97%	3.44
3004 SHINYEI	1,238,765,780	4.83%	1.28

Mothers

Stock	Turnover(JPY)	Share	PI (bps)
4385 MERCARI	6,270,634,700	11.57%	4.55
6255 NPC INC	5,623,382,340	7.46%	2.88
4477 BASE	3,871,156,000	8.56%	3.18
3914 JIG-SAW	1,863,986,300	11.70%	3.47
4480 MEDLEY	1,320,776,150	10.93%	4.54
4563 ANGES	1,320,749,730	6.82%	1.76
4478 FREEE	1,216,583,200	7.45%	4.26
3923 RAKUS	952,335,170	9.08%	2.50
4308 JSTREAM	941,459,000	12.33%	4.18
6195 HOPE	740,283,960	6.98%	4.96

JASDAQ

Stock	Turnover(JPY)	Share	PI (bps)
1407 WEST HD	2,352,286,900	10.91%	5.29
2702 MCDNALD	2,010,511,200	22.48%	5.56
2484 DEMAECAN	1,887,045,100	13.28%	3.61
6890 FERROTEC	1,800,042,710	8.46%	1.87
6324 HARMONC	901,995,300	9.87%	3.86
6400 FUJSEKI	732,169,460	10.16%	2.86
3807 FISCO	608,607,640	10.78%	11.45
6666 RIVER EL	529,891,500	7.90%	2.64
7564 WORKMAN	481,046,200	8.13%	1.98
2782 SERIA	436,855,800	9.51%	3.60

Second Section

Stock	Turnover(JPY)	Share	PI (bps)
6502 TOSHIBA	2,480,266,250	8.64%	3.67
2929 PHARMA F	1,864,540,990	7.59%	1.70
3856 ABALANCE	1,801,024,450	15.40%	4.13
6897 TWNBIRD	1,677,312,330	8.72%	1.93
6254 NOMURAMI	1,319,282,550	9.90%	3.86
1757 CREA HD	1,266,676,190	15.59%	26.41
3825 REMIX	1,174,484,030	14.75%	22.89
6366 CHIYODA	884,354,010	12.32%	8.41
5922 NASU DT	846,965,100	4.25%	3.82
6391 KAJITEC	676,707,800	5.82%	9.87

ETFs & REITs

Stock	Turnover(JPY)	Share	PI (bps)
1570 NFNKLV	69,267,297,021	14.26%	7.14
1357 NFNKDOUB	22,171,722,252	14.27%	9.46
1458 RK 225LV	9,579,154,061	12.19%	2.54
1579 225 BULL	6,187,620,400	15.31%	5.47
1360 NKBEAR-2	5,603,124,892	18.68%	3.50
1459 RK 225DI	3,177,887,088	8.23%	2.34
1321 NFNK225	1,885,122,745	5.19%	0.61
1699 NFOIL	1,278,118,495	31.14%	36.00
1365 DW 225LV	1,251,535,666	18.79%	2.16
1568 TPX BULL	1,039,929,300	8.01%	1.36

Top 10 Stocks by Market Share

Topix 100

Stock	Share	Turnover(JPY)	PI (bps)
2413 M3	12.65%	17,775,908,070	0.56
9983 FASTRET	11.43%	28,159,892,600	0.39
6594 NIDEC	11.04%	16,873,131,160	0.38
8035 TKOELCN	10.48%	25,248,920,140	0.33
6981 MURATA	9.84%	10,531,407,530	0.62
9022 JR CENT	9.36%	2,555,979,330	0.39
9984 SOFTBNKG	8.95%	58,015,994,370	0.33
6758 SONY	8.55%	15,151,099,910	0.57
4519 CHUGAIP	8.54%	7,021,581,370	0.61
7974 NINTEND	8.01%	20,094,453,700	0.52

Nikkei 225

Stock	Share	Turnover(JPY)	PI (bps)
2768 SOJITZ	15.66%	854,533,490	12.21
9602 TOHO MV	13.51%	1,913,301,630	3.30
1332 NISSUI	13.33%	369,566,150	6.78
9412 SKYPER J	13.32%	259,501,470	6.34
6976 TAIYOYU	12.92%	7,450,826,700	5.19
6472 NTN	12.86%	669,904,730	11.93
2413 M3	12.65%	17,775,908,070	0.56
3289 TOKYUFHD	12.56%	818,765,810	6.15
1605 INPEX	12.55%	4,256,219,320	4.39
2269 MEIJI HD	11.97%	1,171,744,050	3.79

Topix Mid400

Stock	Share	Turnover(JPY)	PI (bps)
8184 SIMACHU	45.41%	479,367,100	5.98
8410 SEVEN BK	19.64%	1,056,702,480	14.49
2768 SOJITZ	15.66%	854,533,490	12.21
9831 YAMADAHD	15.65%	823,865,770	5.95
9719 SCSK	15.20%	731,428,440	5.36
8334 GUNMABK	14.66%	176,951,450	10.61
9602 TOHO MV	13.51%	1,913,301,630	3.30
1332 NISSUI	13.33%	369,566,150	6.78
4921 FANCL	13.31%	1,137,796,260	3.59
8088 IWATANI	13.23%	3,343,230,570	3.78

Small & Others

Stock	Share	Turnover(JPY)	PI (bps)
6740 JDI	25.40%	139,856,690	71.07
4321 KENEDIX	25.01%	2,039,110,670	6.53
9424 JPN-COMM	18.69%	374,755,150	14.56
8848 LEOPC21	17.21%	956,053,090	20.52
8585 OR.CORP	16.57%	342,190,890	27.23
3608 TSI HD	14.53%	142,902,410	8.92
8016 ONWARDHD	13.55%	247,908,240	11.99
4708 RELIA	13.54%	103,203,620	4.66
8714 SENSUIK	13.41%	103,540,580	18.51
9412 SKYPER J	13.32%	259,501,470	6.34

Mothers

Stock	Share	Turnover(JPY)	PI (bps)
4583 CHIOME	22.42%	589,768,220	13.24
3911 AIMING	17.61%	297,169,410	6.83
4571 NANOCARI	15.62%	166,118,730	10.15
4591 RIBOMIC	14.52%	146,677,440	10.60
4564 OTS	12.52%	157,801,230	20.73
4308 JSTREAM	12.33%	941,459,000	4.18
3914 JIG-SAW	11.70%	1,863,986,300	3.47
4385 MERCARI	11.57%	6,270,634,700	4.55
4475 HENNGE	11.20%	652,795,700	4.32
4480 MEDLEY	10.93%	1,320,776,150	4.54

JASDAQ

Stock	Share	Turnover(JPY)	PI (bps)
2315 CAICA	59.85%	155,034,700	239.66
5381 MIPOX	38.48%	240,155,670	10.41
3760 CAVE	26.30%	358,199,950	3.16
2702 MCDNALD	22.48%	2,010,511,200	5.56
2134 SUNCAPTL	19.08%	149,645,870	60.96
7610 TAY TWO	18.94%	357,444,920	29.04
3390 INEST	15.22%	415,783,150	17.58
4293 SEPTENHD	14.51%	388,432,520	7.76
4978 REPROCEL	13.85%	148,080,010	9.21
2484 DEMAECAN	13.28%	1,887,045,100	3.61

Second Section

Stock	Share	Turnover(JPY)	PI (bps)
7647 ONTSU	46.13%	109,921,670	114.53
8894 REVOLUTI	32.16%	102,453,230	132.70
1757 CREA HD	15.59%	1,266,676,190	26.41
3856 ABALANCE	15.40%	1,801,024,450	4.13
3825 REMIX	14.75%	1,174,484,030	22.89
3071 STREAM	13.04%	111,189,390	10.35
6366 CHIYODA	12.32%	884,354,010	8.41
6495 MIYAIRI	11.40%	132,766,790	12.86
6254 NOMURAMI	9.90%	1,319,282,550	3.86
4113 TAOKA	8.77%	123,062,500	5.14

ETFs & REITs

Stock	Share	Turnover(JPY)	PI (bps)
1699 NFOIL	31.14%	1,278,118,495	36.00
1365 DW 225LV	18.79%	1,251,535,666	2.16
1360 NKBEAR-2	18.68%	5,603,124,892	3.50
1579 225 BULL	15.31%	6,187,620,400	5.47
1357 NFNKDOUB	14.27%	22,171,722,252	9.46
1570 NFNKLV	14.26%	69,267,297,021	7.14
1540 JPP GLD	12.66%	572,574,207	3.92
1458 RK 225LV	12.19%	9,579,154,061	2.54
8986 DAIWALIV	11.37%	239,070,220	3.57
8975 ICHIGOOF	11.09%	230,520,650	3.07

Top 10 Stocks by PI

Topix 100

Stock	PI (bps)	Turnover(JPY)	Share
8308 RESONA	2.64	411,967,860	2.65%
5020 ENEOS	2.47	2,477,278,150	4.80%
7201 NISSAN	2.17	1,791,563,730	4.49%
8601 DAIWASG	2.16	296,399,380	3.81%
8306 MUFG	2.12	4,825,311,940	3.69%
6869 SYSMEX	1.95	1,142,737,050	4.81%
8604 NOMRAHD	1.93	355,053,160	1.18%
4689 ZHD	1.90	1,699,342,140	3.01%
4188 MTBCM HD	1.90	550,558,690	3.34%
3402 TORAY	1.74	470,388,520	2.90%

Nikkei 225

Stock	PI (bps)	Turnover(JPY)	Share
7211 MMC	14.24	1,594,975,400	11.82%
2768 SOJITZ	12.21	854,533,490	15.66%
6472 NTN	11.93	669,904,730	12.86%
7762 CITIZEN	11.18	364,499,200	11.86%
9501 TEPCOHD	8.96	4,808,251,440	11.55%
7186 CONCRDIA	7.95	530,440,680	10.12%
4902 KONICAM	7.54	2,037,173,420	11.45%
4005 SMICHEM	7.27	1,358,970,600	10.60%
1332 NISSUI	6.78	369,566,150	13.33%
9412 SKYPER J	6.34	259,501,470	13.32%

Topix Mid400

Stock	PI (bps)	Turnover(JPY)	Share
7167 MEBUKIFG	14.65	629,549,590	12.81%
8410 SEVEN BK	14.49	1,056,702,480	19.64%
7211 MMC	14.24	1,594,975,400	11.82%
2768 SOJITZ	12.21	854,533,490	15.66%
6472 NTN	11.93	669,904,730	12.86%
8334 GUNMABK	10.61	176,951,450	14.66%
9501 TEPCOHD	8.96	4,808,251,440	11.55%
8359 82-BANK	8.54	140,195,150	10.59%
7186 CONCRDIA	7.95	530,440,680	10.12%
4902 KONICAM	7.54	2,037,173,420	11.45%

Small & Others

Stock	PI (bps)	Turnover(JPY)	Share
6740 JDI	71.07	139,856,690	25.40%
8585 OR.CORP	27.23	342,190,890	16.57%
8848 LEOPC21	20.52	956,053,090	17.21%
8714 SENSUIK	18.51	103,540,580	13.41%
6632 JVCKW	16.38	177,653,960	12.10%
9424 JPN-COMM	14.56	374,755,150	18.69%
8016 ONWARDHD	11.99	247,908,240	13.55%
7762 CITIZEN	11.18	364,499,200	11.86%
8515 AIFUL	10.86	752,237,140	12.14%
4344 SOURCENX	9.89	112,043,690	12.50%

Mothers

Stock	PI (bps)	Turnover(JPY)	Share
4564 OTS	20.73	157,801,230	12.52%
4017 CREEMA	19.37	211,392,750	3.55%
7360 ONDECK	19.25	147,816,650	5.71%
4011 HEADWATR	13.77	132,013,100	4.15%
4583 CHIOME	13.24	589,768,220	22.42%
7694 ITSUMO	12.79	129,577,600	2.27%
4167 KOKOPELI	12.52	196,721,200	1.13%
6612 BALMUDA	12.43	307,724,400	0.79%
4490 VISASQ	11.31	215,731,200	3.63%
4591 RIBOMIC	10.60	146,677,440	14.52%

JASDAQ

Stock	PI (bps)	Turnover(JPY)	Share
2315 CAICA	239.66	155,034,700	59.85%
2134 SUNCAPTL	60.96	149,645,870	19.08%
7610 TAY TWO	29.04	357,444,920	18.94%
2388 WEDGE-HD	22.97	119,893,590	6.76%
3266 FUNDCREG	21.21	115,027,180	6.59%
3536 AXAS HD	19.39	112,111,550	7.81%
2330 FORSIDE	19.00	113,767,680	6.11%
3390 INEST	17.58	415,783,150	15.22%
6625 JALCO HD	13.69	103,990,040	8.60%
3807 FISCO	11.45	608,607,640	10.78%

Second Section

Stock	PI (bps)	Turnover(JPY)	Share
8894 REVOLUTI	132.70	102,453,230	32.16%
7647 ONTSU	114.53	109,921,670	46.13%
1757 CREA HD	26.41	1,266,676,190	15.59%
3825 REMIX	22.89	1,174,484,030	14.75%
6721 WINTEST	14.20	106,442,750	4.57%
2926 SINOZAK	13.58	667,802,370	6.37%
6495 MIYAIRI	12.86	132,766,790	11.40%
3071 STREAM	10.35	111,189,390	13.04%
6391 KAJITEC	9.87	676,707,800	5.82%
6366 CHIYODA	8.41	884,354,010	12.32%

ETFs & REITs

Stock	PI (bps)	Turnover(JPY)	Share
1699 NFOIL	36.00	1,278,118,495	31.14%
1615 NFBANKS	26.29	240,097,020	7.69%
1357 NFNKDOUB	9.46	22,171,722,252	14.27%
1570 NFNKLV	7.14	69,267,297,021	14.26%
1579 225 BULL	5.47	6,187,620,400	15.31%
8985 JHR	5.25	352,221,290	9.76%
3471 MITSUILP	4.84	333,777,300	9.03%
3287 HOSINORR	4.79	178,554,000	10.17%
8963 INV	4.51	337,500,355	10.06%
8967 JPN-LOGI	4.21	169,799,350	6.09%