

Market Report for the Week of January 25, 2021

Daily Averages

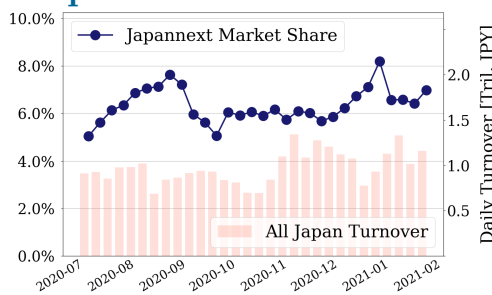
Universe	Turnover(JPY)	Volume	Share	PI (bps)	Symbols
All Market	237,367,358,789	140,283,054	7.77 %	3.27	3293
Topix100	80,793,309,740	18,450,540	6.98 %	0.67	99
Nikkei 225	95,441,816,020	48,426,220	7.12 %	1.89	225
TopixMid400	72,870,243,784	46,479,980	8.22 %	3.59	398
Small & Others	29,070,395,254	30,042,100	7.63 %	4.59	1600
Mothers & Jasdaq	20,700,647,482	20,610,220	7.46 %	6.87	778
ETFs & REITs	27,284,115,949	13,927,294	10.51 %	6.04	122

All Market
7.8 %

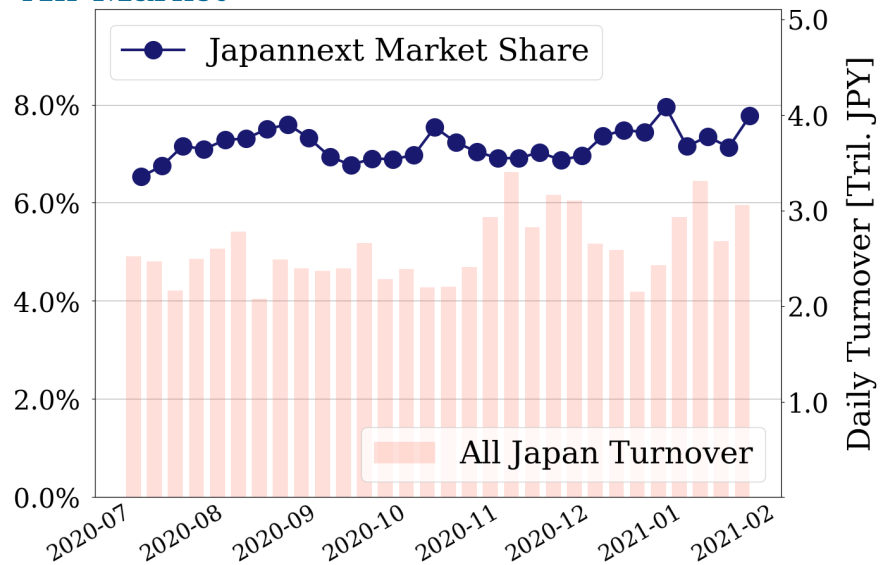
Topix 100
7.0 %

Nikkei 225
7.1 %

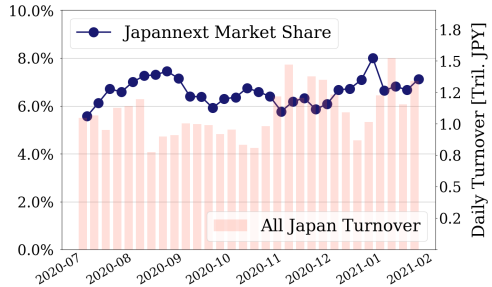
Topix 100



All Market



Nikkei 225



Top Stocks by Turnover

Stock	Turnover(JPY)	Share	PI (bps)
1570 NFNKLV	66,907,617,187	12.67%	6.28
9984 SOFTBNKG	34,324,550,140	7.50%	0.34
2413 M3	30,020,375,150	12.34%	0.64
7974 NINTEND	29,479,175,500	10.14%	0.51
6594 NIDEC	26,857,200,470	12.85%	0.36

Top Stocks by Market Share

Stock	Turnover(JPY)	Share	PI (bps)
8918 LAND	109,513,890	64.67%	600.56
8894 REVOLUTI	124,120,840	35.83%	124.64
9671 YOMILND	188,234,810	31.71%	4.37
1699 NFOIL	813,638,696	31.41%	37.45
6628 ONKYOHE	131,470,690	30.13%	233.06

Top Stocks by Price Improvement

Stock	Turnover(JPY)	Share	PI (bps)
8918 LAND	109,513,890	64.67%	600.56
6628 ONKYOHE	131,470,690	30.13%	233.06
2315 CAICA	160,436,860	28.94%	231.22
8894 REVOLUTI	124,120,840	35.83%	124.64
1491 CHUGAIM	165,992,750	18.55%	94.10

Top Stocks by Savings

Stock	Turnover(JPY)	Share	Savings
1570 NFNKLV	66,907,617,187	12.67%	29,334,859
1357 NFNKDOUB	22,594,769,745	15.66%	16,568,757
9501 TEPCHOH	16,563,671,950	10.96%	8,519,550
8918 LAND	109,513,890	64.67%	4,180,360
4552 JCR	12,864,497,900	13.72%	3,989,120

- ▶ Analysis is based on Japannext and Refinitiv data. Small & Others = First Section - TPX500.
- ▶ All Japan Turnover = Japannext (J+X+U+N) + TSE (excl. Tostnet) + Chi-X (excl. Chi-Match, Chi-Select).
Market Share = Japannext turnover / All Japan Turnover.
- ▶ Opening and Closing auction trades on the TSE are excluded from calculations.
- ▶ Price Improvement (PI) and Savings (PI*volume) are calculated by comparing the execution price against the primary market's best bid for each sell or best offer for each buy at the point of execution from the taker's perspective. Reported PI is a value-weighted average. Names with weekly traded value less than 100,000,000 JPY are excluded from the rankings tables.

Top 10 Stocks by Turnover

Topix 100

Stock	Turnover(JPY)	Share	PI (bps)
9984 SOFTBNKG	34,324,550,140	7.50%	0.34
2413 M3	30,020,375,150	12.34%	0.64
7974 NINTEND	29,479,175,500	10.14%	0.51
6594 NIDEC	26,857,200,470	12.85%	0.36
8035 TKOELCN	24,730,135,340	9.13%	0.34
9983 FASTRET	21,304,546,000	11.24%	0.32
6758 SONY	16,944,357,380	8.27%	0.81
6981 MURATA	12,840,717,540	9.79%	0.79
6861 KEYENCE	11,959,445,900	6.79%	0.60
6954 FANUC	10,292,420,360	8.14%	0.48

Nikkei 225

Stock	Turnover(JPY)	Share	PI (bps)
9984 SOFTBNKG	34,324,550,140	7.50%	0.34
2413 M3	30,020,375,150	12.34%	0.64
8035 TKOELCN	24,730,135,340	9.13%	0.34
9983 FASTRET	21,304,546,000	11.24%	0.32
6758 SONY	16,944,357,380	8.27%	0.81
9501 TEPCOHD	16,563,671,950	10.96%	5.99
6954 FANUC	10,292,420,360	8.14%	0.48
4063 SINETUC	9,363,224,380	7.78%	0.48
6976 TAIYOYU	8,056,448,910	12.00%	4.49
6857 ADVNTST	7,525,204,450	9.45%	2.91

Topix Mid400

Stock	Turnover(JPY)	Share	PI (bps)
9501 TEPCOHD	16,563,671,950	10.96%	5.99
6920 LASRTEC	14,885,988,460	11.99%	2.00
4552 JCR	12,864,497,900	13.72%	3.70
6723 RENESAS	10,991,643,610	10.86%	2.27
6976 TAIYOYU	8,056,448,910	12.00%	4.49
6857 ADVNTST	7,525,204,450	9.45%	2.91
4755 RAKUTEN	7,345,763,510	12.43%	2.68
6753 SHARP	6,461,499,270	7.28%	1.32
3436 SUMCO	5,149,769,820	7.04%	1.17
6506 YASKAWA	4,708,175,420	13.03%	5.68

Small & Others

Stock	Turnover(JPY)	Share	PI (bps)
9519 RENOVA	9,867,360,100	14.07%	3.66
6502 TOSHIBA	9,350,757,050	9.28%	3.62
8698 MONEX G	6,743,258,600	8.34%	4.64
3962 CHANGE	4,509,883,550	13.69%	3.83
3681 V-CUBE	3,507,571,230	10.29%	3.51
6095 MEDPEER	2,999,857,400	12.24%	4.27
6532 BAYCURNT	1,719,043,800	6.99%	2.60
7238 AKEBONO	1,700,567,100	16.40%	14.65
6967 SINKOEI	1,408,498,470	7.44%	1.48
3788 GMOGSHD	1,393,280,500	8.48%	3.47

Mothers

Stock	Turnover(JPY)	Share	PI (bps)
4477 BASE	7,814,856,500	6.75%	2.94
4385 MERCARI	5,229,226,100	12.86%	5.93
4479 MAKUAKE	4,937,396,900	8.73%	3.75
4308 JSTREAM	3,902,954,800	13.17%	6.00
4485 JTOWER	3,715,342,000	12.43%	2.79
2160 GNI	3,263,663,170	11.10%	1.73
4480 MEDLEY	3,157,186,500	16.69%	5.51
4475 HENNGE	2,834,729,100	11.55%	3.51
4488 AIINSIDE	2,631,507,000	7.94%	3.56
6027 BENG04CM	2,020,584,700	7.72%	2.94

JASDAQ

Stock	Turnover(JPY)	Share	PI (bps)
4582 SYMBIO	3,932,776,130	9.95%	3.85
1407 WEST HD	1,861,612,600	11.85%	5.56
6840 AKIBA	1,698,213,000	7.58%	5.37
6890 FERROTEC	1,299,808,640	11.57%	3.10
2484 DEMAECAN	1,251,522,980	8.49%	1.63
7564 WORKMAN	1,012,819,900	7.64%	2.27
2702 MCDNALD	928,806,500	12.40%	5.50
6324 HARMONC	818,066,900	8.48%	4.64
4764 NEXUSB	816,107,000	13.53%	12.43
6907 GEOMTEC	704,542,700	6.53%	4.25

Second Section

Stock	Turnover(JPY)	Share	PI (bps)
2929 PHARMA F	8,442,092,970	7.26%	1.54
6897 TWNBIRD	5,900,408,570	7.56%	1.92
6254 NOMURAMI	951,329,250	9.64%	4.89
6776 TENSHO	784,964,750	10.06%	4.27
6955 FDK	707,352,150	7.59%	2.19
3856 ABALANCE	662,479,650	9.79%	6.50
5922 NASU DT	554,054,500	4.57%	2.62
1757 CREA HD	468,200,070	21.25%	33.30
3825 REMIX	437,139,870	21.48%	31.83
6366 CHIYODA	416,983,520	11.88%	9.62

ETFs & REITs

Stock	Turnover(JPY)	Share	PI (bps)
1570 NFNKLV	66,907,617,187	12.67%	6.28
1357 NFNKDOUB	22,594,769,745	15.66%	9.79
1458 RK 225LV	9,480,772,724	12.72%	2.57
1360 NKBEAR-2	6,300,411,811	16.14%	3.35
1579 225 BULL	4,834,987,700	8.29%	6.16
1459 RK 225DI	3,251,469,814	16.94%	2.68
1552 VIXSHORT	2,726,998,490	9.94%	3.40
1321 NFNK225	1,748,947,855	4.41%	0.78
1568 TPX BULL	1,063,230,150	8.86%	1.21
3462 NMF	1,032,881,670	13.13%	3.25

Top 10 Stocks by Market Share

Topix 100

Stock	Share	Turnover(JPY)	PI (bps)
6594 NIDEC	12.85%	26,857,200,470	0.36
2413 M3	12.34%	30,020,375,150	0.64
9983 FASTRET	11.24%	21,304,546,000	0.32
9022 JR CENT	10.89%	3,622,105,410	0.54
7974 NINTEND	10.14%	29,479,175,500	0.51
6981 MURATA	9.79%	12,840,717,540	0.79
8035 TKOELCN	9.13%	24,730,135,340	0.34
6752 PANASNIC	8.54%	5,661,775,490	1.21
9021 JR WEST	8.40%	1,704,136,190	0.71
9531 TKO-GAS	8.36%	1,922,000,900	1.12

Nikkei 225

Stock	Share	Turnover(JPY)	PI (bps)
5406 KOBESTL	15.44%	1,773,901,230	5.71
7762 CITIZEN	15.04%	495,048,340	9.38
2768 SOJITZ	13.77%	1,043,944,140	12.30
1332 NISSUI	13.71%	556,890,950	7.15
9766 KONAMIHD	13.40%	1,401,012,580	4.42
7186 CONCRDIA	13.25%	878,948,520	8.96
3289 TOKYUFHD	13.10%	987,427,500	6.00
6506 YASKAWA	13.03%	4,708,175,420	5.68
1605 INPEX	12.93%	2,353,387,270	4.59
6472 NTN	12.82%	1,159,370,140	9.89

Topix Mid400

Stock	Share	Turnover(JPY)	PI (bps)
8410 SEVEN BK	21.01%	1,688,180,280	14.74
9831 YAMADAHD	17.36%	1,450,047,030	5.81
3635 KOEITECM	17.08%	2,874,412,480	4.59
8184 SIMACHU	16.08%	1,202,063,500	5.60
8334 GUNMABK	15.98%	297,855,570	9.94
5406 KOBESTL	15.44%	1,773,901,230	5.71
8572 ACOM	15.38%	259,374,230	5.66
7167 MEBUKIFG	14.84%	752,572,270	14.39
8359 82-BANK	14.67%	262,236,070	9.81
7180 KYUSHUFG	14.46%	204,149,480	7.11

Small & Others

Stock	Share	Turnover(JPY)	PI (bps)
8918 LAND	64.67%	109,513,890	600.56
9671 YOMILND	31.71%	188,234,810	4.37
9424 JPN-COMM	25.61%	492,478,420	15.71
6740 JDI	21.79%	175,576,740	73.28
7187 J-LEASE	18.65%	118,348,370	4.72
4321 KENEDIX	18.38%	683,255,330	4.86
8897 TAKARAL	17.77%	104,525,830	8.60
2120 LIFULL	17.73%	325,579,530	6.51
7238 AKEBONO	16.40%	1,700,567,100	14.65
8005 SCROLL	15.91%	588,745,930	3.79

Mothers

Stock	Share	Turnover(JPY)	PI (bps)
2370 MEDINET	18.36%	179,948,380	48.06
4480 MEDLEY	16.69%	3,157,186,500	5.51
4583 CHIOME	16.38%	281,325,940	12.46
8789 FINTECH	16.33%	281,020,390	56.17
4597 SOLASIA	15.99%	511,685,160	15.92
4591 RIBOMIC	15.17%	149,298,580	8.98
4596 KUBOTAPH	13.53%	336,718,490	12.80
3993 PKSHA	13.28%	1,127,015,790	5.85
4308 JSTREAM	13.17%	3,902,954,800	6.00
6081 ALIEDARC	12.89%	189,687,780	5.42

JASDAQ

Stock	Share	Turnover(JPY)	PI (bps)
6628 ONKYOHE	30.13%	131,470,690	233.06
2315 CAICA	28.94%	160,436,860	231.22
3776 BB-TOWER	18.70%	692,174,970	8.15
7777 3DMATRIX	17.75%	104,436,050	11.42
7610 TAY TWO	17.11%	249,890,130	28.31
4293 SEPTENHD	15.78%	628,343,350	7.09
3807 FISCO	15.41%	152,634,660	12.92
4978 REPROCEL	14.01%	286,073,740	7.38
8256 MARUMIT	13.85%	105,238,350	11.65
4764 NEXUSB	13.53%	816,107,000	12.43

Second Section

Stock	Share	Turnover(JPY)	PI (bps)
8894 REVOLUTI	35.83%	124,120,840	124.64
3825 REMIX	21.48%	437,139,870	31.83
1757 CREA HD	21.25%	468,200,070	33.30
1491 CHUGAIM	18.55%	165,992,750	94.10
3071 STREAM	17.37%	129,587,500	11.93
7412 ATOM	12.25%	101,212,010	3.75
6366 CHIYODA	11.88%	416,983,520	9.62
6776 TENSHO	10.06%	784,964,750	4.27
3856 ABALANCE	9.79%	662,479,650	6.50
6254 NOMURAMI	9.64%	951,329,250	4.89

ETFs & REITs

Stock	Share	Turnover(JPY)	PI (bps)
1699 NFOIL	31.41%	813,638,696	37.45
1459 RK 225DI	16.94%	3,251,469,814	2.68
1365 DW 225LV	16.54%	883,409,429	2.97
1360 NKBEAR-2	16.14%	6,300,411,811	3.35
1671 WTI ETF	15.74%	711,796,487	3.05
1357 NFNKDOUB	15.66%	22,594,769,745	9.79
1356 TPXBEAR2	14.02%	242,022,062	2.94
3462 NMF	13.13%	1,032,881,670	3.25
8958 GLOBLRE	12.97%	202,112,580	4.95
1615 NFBANKS	12.84%	184,563,050	28.16

Top 10 Stocks by PI

Topix 100

Stock	PI (bps)	Turnover(JPY)	Share
8308 RESONA	2.87	594,379,050	2.85%
5020 ENEOS	2.54	1,623,667,370	4.90%
8601 DAIWASG	2.32	384,794,160	3.44%
8306 MUFG	2.18	3,228,248,520	3.44%
7201 NISSAN	2.08	2,297,989,910	5.39%
8604 NOMRAHD	1.99	607,241,780	1.76%
4689 ZHD	1.98	1,735,100,460	3.73%
3402 TORAY	1.96	823,112,000	4.32%
4188 MTBCM HD	1.91	1,431,861,250	5.62%
8002 MARBENI	1.79	764,096,900	4.61%

Nikkei 225

Stock	PI (bps)	Turnover(JPY)	Share
7211 MMC	12.59	2,880,843,160	12.06%
2768 SOJITZ	12.30	1,043,944,140	13.77%
6472 NTN	9.89	1,159,370,140	12.82%
7762 CITIZEN	9.38	495,048,340	15.04%
7186 CONCRDIA	8.96	878,948,520	13.25%
1332 NISSUI	7.15	556,890,950	13.71%
4902 KONICAM	6.19	3,305,189,480	12.21%
7003 MTI E&S	6.09	278,121,010	10.27%
3289 TOKYUFHD	6.00	987,427,500	13.10%
9501 TEPCOHD	5.99	16,563,671,950	10.96%

Topix Mid400

Stock	PI (bps)	Turnover(JPY)	Share
8410 SEVEN BK	14.74	1,688,180,280	21.01%
7167 MEBUKIFG	14.39	752,572,270	14.84%
7211 MMC	12.59	2,880,843,160	12.06%
2768 SOJITZ	12.30	1,043,944,140	13.77%
8334 GUNMABK	9.94	297,855,570	15.98%
6472 NTN	9.89	1,159,370,140	12.82%
8359 82-BANK	9.81	262,236,070	14.67%
7186 CONCRDIA	8.96	878,948,520	13.25%
1332 NISSUI	7.15	556,890,950	13.71%
7180 KYUSHUFG	7.11	204,149,480	14.46%

Small & Others

Stock	PI (bps)	Turnover(JPY)	Share
8918 LAND	600.56	109,513,890	64.67%
6740 JDI	73.28	175,576,740	21.79%
8585 OR.CORP	25.50	155,723,260	14.26%
3315 NIP-COKE	25.22	191,834,990	13.80%
8848 LEOPC21	21.24	461,058,940	15.80%
9424 JPN-COMM	15.71	492,478,420	25.61%
7238 AKEBONO	14.65	1,700,567,100	16.40%
8739 SPARX G	14.08	217,973,930	14.25%
8016 ONWARDHD	11.57	273,654,000	14.45%
8515 AIFUL	11.14	925,821,430	11.64%

Mothers

Stock	PI (bps)	Turnover(JPY)	Share
8789 FINTECH	56.17	281,020,390	16.33%
2370 MEDINET	48.06	179,948,380	18.36%
4564 OTS	17.16	271,875,740	10.17%
4586 MEDRX	17.14	145,382,580	11.07%
4597 SOLASIA	15.92	511,685,160	15.99%
6181 TAMENY	15.82	103,225,140	9.82%
4057 INTERFAC	14.97	110,260,500	4.04%
4169 ENCHANGE	14.74	132,126,200	2.06%
4596 KUBOTAPH	12.80	336,718,490	13.53%
4583 CHIOME	12.46	281,325,940	16.38%

JASDAQ

Stock	PI (bps)	Turnover(JPY)	Share
6628 ONKYOHE	233.06	131,470,690	30.13%
2315 CAICA	231.22	160,436,860	28.94%
7610 TAY TWO	28.31	249,890,130	17.11%
3390 INEST	27.99	102,969,500	12.81%
3264 ASCOT	14.65	163,438,490	6.53%
3807 FISCO	12.92	152,634,660	15.41%
4764 NEXUSB	12.43	816,107,000	13.53%
8256 MARUMIT	11.65	105,238,350	13.85%
7777 3DMATRIX	11.42	104,436,050	17.75%
9263 VISIONAR	10.20	132,520,440	7.51%

Second Section

Stock	PI (bps)	Turnover(JPY)	Share
8894 REVOLUTI	124.64	124,120,840	35.83%
1491 CHUGAIM	94.10	165,992,750	18.55%
1757 CREA HD	33.30	468,200,070	21.25%
3825 REMIX	31.83	437,139,870	21.48%
8912 AREAQST	20.88	100,879,640	6.39%
7851 KAWASEC	16.14	288,246,220	3.67%
7919 NOZAKIN	14.50	185,286,160	3.63%
3071 STREAM	11.93	129,587,500	17.37%
6366 CHIYODA	9.62	416,983,520	11.88%
6229 OKUMURAE	8.52	164,895,030	0.43%

ETFs & REITs

Stock	PI (bps)	Turnover(JPY)	Share
1699 NFOIL	37.45	813,638,696	31.41%
1615 NFBANKS	28.16	184,563,050	12.84%
1357 NFNKDOUB	9.79	22,594,769,745	15.66%
1570 NFNKLV	6.28	66,907,617,187	12.67%
1579 225 BULL	6.16	4,834,987,700	8.29%
1571 NFNKIV	5.14	114,359,152	6.16%
8958 GLOBLRE	4.95	202,112,580	12.97%
8985 JHR	4.74	550,743,810	8.66%
3295 HULIC RE	4.68	155,184,190	7.49%
3287 HOSINORR	4.64	176,948,000	11.57%