

## Market Report for the Week of February 01, 2021

### Daily Averages

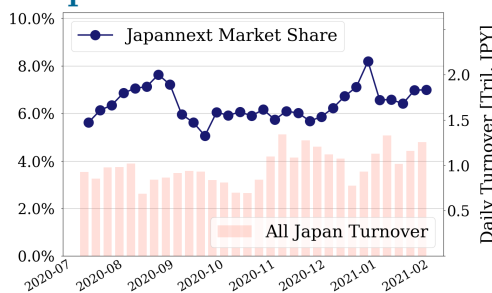
Universe	Turnover(JPY)	Volume	Share	PI (bps)	Symbols
All Market	238,771,394,829	155,689,146	7.73 %	3.39	3317
Topix100	87,827,664,396	20,141,860	6.99 %	0.62	99
Nikkei 225	102,538,337,590	49,990,720	7.09 %	1.77	225
TopixMid400	70,104,045,042	44,401,580	7.92 %	3.65	398
Small & Others	29,875,263,896	31,232,620	7.80 %	4.54	1613
Mothers & Jasdq	19,291,277,332	36,398,940	8.69 %	11.29	780
ETFs & REITs	27,916,025,587	14,189,666	9.34 %	5.90	123

All Market  
**7.7 %**

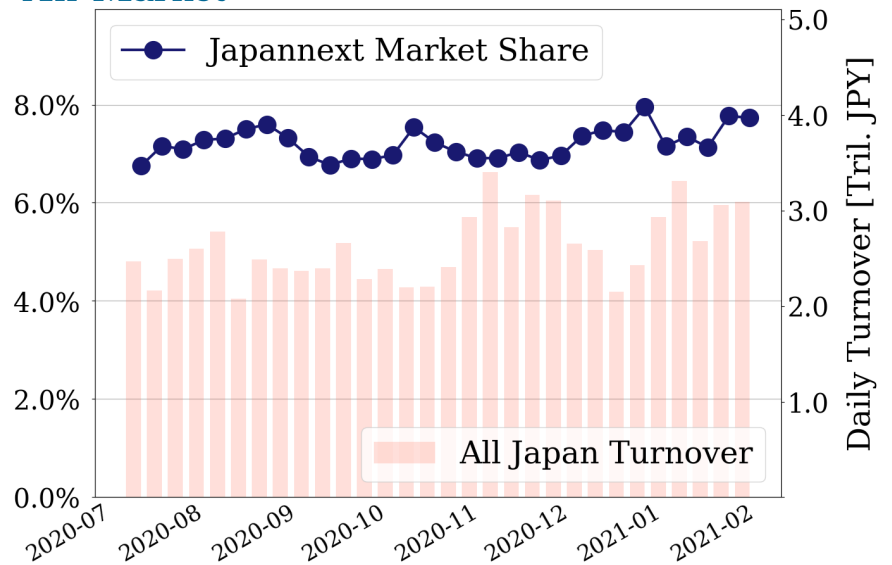
Topix 100  
**7.0 %**

Nikkei 225  
**7.1 %**

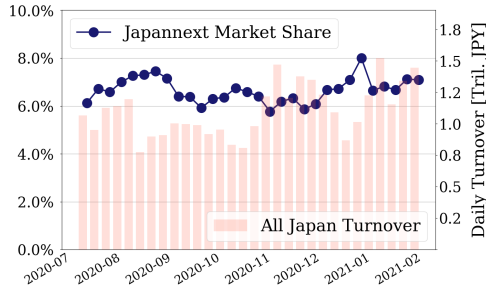
#### Topix 100



#### All Market



#### Nikkei 225



#### Top Stocks by Turnover

Stock	Turnover(JPY)	Share	PI (bps)
1570 NFNKLV	68,356,247,584	11.12%	6.03
6758 SONY	48,653,496,020	9.89%	0.51
7974 NINTEND	43,116,871,200	11.92%	0.48
9984 SOFTBNKG	42,412,700,370	7.82%	0.33
2413 M3	31,820,332,900	13.42%	0.48

#### Top Stocks by Market Share

Stock	Turnover(JPY)	Share	PI (bps)
4321 KENEDIX	224,906,400	40.94%	4.81
8184 SIMACHU	664,506,200	40.47%	5.19
2315 CAICA	2,986,211,520	24.75%	116.12
9973 KOZOSUSI	142,461,350	23.62%	56.87
1699 NFOIL	1,240,049,933	21.99%	36.65

#### Top Stocks by Price Improvement

Stock	Turnover(JPY)	Share	PI (bps)
6628 ONKYOHE	158,021,170	18.33%	309.62
2315 CAICA	2,986,211,520	24.75%	116.12
6613 QDLASER	453,334,930	12.40%	109.76
1491 CHUGAIM	144,534,270	18.73%	99.60
8789 FINTECH	105,592,540	15.80%	68.59

#### Top Stocks by Savings

Stock	Turnover(JPY)	Share	Savings
1570 NFNKLV	68,356,247,584	11.12%	31,799,572
2315 CAICA	2,986,211,520	24.75%	23,907,450
1357 NFNKDOUB	21,466,119,146	15.11%	16,395,503
9501 TEPCHOHD	10,887,893,720	10.98%	6,174,070
7211 MMC	6,421,295,230	11.17%	5,281,970

- ▶ Analysis is based on Japannext and Refinitiv data. Small & Others = First Section - TPX500.
- ▶ All Japan Turnover = Japannext (J+X+U+N) + TSE (excl. Tostnet) + Chi-X (excl. Chi-Match, Chi-Select).  
Market Share = Japannext turnover / All Japan Turnover.
- ▶ Opening and Closing auction trades on the TSE are excluded from calculations.
- ▶ Price Improvement (PI) and Savings (PI\*volume) are calculated by comparing the execution price against the primary market's best bid for each sell or best offer for each buy at the point of execution from the taker's perspective. Reported PI is a value-weighted average. Names with weekly traded value less than 100,000,000 JPY are excluded from the rankings tables.

## Top 10 Stocks by Turnover

### Topix 100

Stock	Turnover(JPY)	Share	PI (bps)
6758 SONY	48,653,496,020	9.89%	0.51
7974 NINTEND	43,116,871,200	11.92%	0.48
9984 SOFTBNKG	42,412,700,370	7.82%	0.33
2413 M3	31,820,332,900	13.42%	0.48
9983 FASTRET	17,516,902,900	10.52%	0.31
6594 NIDEC	16,168,330,790	9.75%	0.40
8035 TKOELCN	14,820,218,610	9.84%	0.36
6981 MURATA	14,093,412,830	6.23%	0.45
7203 TOYOTA	10,594,220,240	4.91%	0.43
9022 JR CENT	10,468,359,980	13.80%	0.38

### Nikkei 225

Stock	Turnover(JPY)	Share	PI (bps)
6758 SONY	48,653,496,020	9.89%	0.51
9984 SOFTBNKG	42,412,700,370	7.82%	0.33
2413 M3	31,820,332,900	13.42%	0.48
9983 FASTRET	17,516,902,900	10.52%	0.31
8035 TKOELCN	14,820,218,610	9.84%	0.36
9501 TEPCOHD	10,887,893,720	10.98%	6.45
7203 TOYOTA	10,594,220,240	4.91%	0.43
9022 JR CENT	10,468,359,980	13.80%	0.38
9020 JR EAST	7,600,702,190	9.82%	0.75
6857 ADVNTST	7,581,621,210	10.89%	3.28

### Topix Mid400

Stock	Turnover(JPY)	Share	PI (bps)
6920 LASRTEC	16,935,133,770	11.85%	2.21
9501 TEPCOHD	10,887,893,720	10.98%	6.45
9201 JAL	8,497,211,230	7.61%	1.43
6857 ADVNTST	7,581,621,210	10.89%	3.28
6976 TAIYOYU	7,067,580,890	10.82%	4.73
7211 MMC	6,421,295,230	11.17%	9.93
6723 RENESAS	6,188,206,600	10.01%	2.39
3064 MONOTARO	5,796,105,060	12.40%	4.49
6701 NEC	5,623,751,030	6.36%	3.71
4755 RAKUTEN	5,524,181,920	12.58%	2.71

### Small & Others

Stock	Turnover(JPY)	Share	PI (bps)
8698 MONEX G	7,994,009,650	10.72%	4.07
6502 TOSHIBA	5,377,640,800	9.21%	3.64
8005 SCROLL	4,578,755,260	10.06%	2.96
9519 RENOVA	4,325,951,160	12.39%	4.19
3962 CHANGE	2,622,263,950	13.50%	4.12
3681 V-CUBE	2,593,548,520	9.46%	3.08
9603 H.I.S.	2,032,129,410	8.32%	2.02
6070 CAREERL	1,854,541,990	14.22%	3.86
6095 MEDPEER	1,472,084,290	11.07%	4.90
5857 ASAHI HD	1,393,235,990	8.93%	3.68

### Mothers

Stock	Turnover(JPY)	Share	PI (bps)
4477 BASE	7,774,918,100	12.66%	3.08
4385 MERCARI	7,195,851,450	13.62%	5.94
4436 MINKABU	5,767,900,750	11.26%	4.36
4475 HENNGE	2,652,275,100	15.03%	3.73
4480 MEDLEY	2,601,439,750	17.75%	5.94
4485 JTOWER	2,598,083,900	11.17%	3.25
4563 ANGES	2,340,643,660	8.42%	2.37
2160 GNI	1,972,902,750	11.44%	1.70
3689 IGNIS	1,687,848,680	11.33%	1.88
4308 JSTREAM	1,405,980,850	9.51%	10.03

### JASDAQ

Stock	Turnover(JPY)	Share	PI (bps)
2315 CAICA	2,986,211,520	24.75%	116.12
4582 SYMBIO	2,870,131,210	10.22%	3.65
2702 MCDNALD	2,282,537,290	21.74%	5.96
3891 KODOSHI	1,788,274,230	9.50%	5.46
4293 SEPTENHD	1,721,507,220	14.31%	6.52
6629 TECHNOHR	1,628,049,560	7.47%	3.91
1407 WEST HD	1,442,999,750	14.34%	4.56
6324 HARMONC	1,292,804,100	8.02%	4.95
4080 TANAKAC	934,432,860	9.76%	2.92
6907 GEOMTEC	920,497,050	5.49%	2.94

### Second Section

Stock	Turnover(JPY)	Share	PI (bps)
2929 PHARMA F	7,032,901,690	8.97%	2.82
6897 TWNBIRD	1,465,946,420	11.29%	1.89
6366 CHIYODA	1,120,315,710	10.74%	9.80
6254 NOMURAMI	618,229,750	10.28%	5.32
3856 ABALANCE	605,297,450	13.46%	5.46
5922 NASU DT	553,150,900	5.83%	2.94
6776 TENSHO	470,037,010	8.24%	4.38
6955 FDK	408,861,740	8.70%	2.49
4113 TAOKA	302,588,300	6.88%	3.14
1757 CREA HD	294,308,010	19.24%	32.53

### ETFs & REITs

Stock	Turnover(JPY)	Share	PI (bps)
1570 NFNKLV	68,356,247,584	11.12%	6.03
1357 NFNKDOUB	21,466,119,146	15.11%	9.59
1458 RK 225LV	9,887,158,320	11.34%	2.51
1360 NKBEAR-2	5,428,228,452	9.32%	3.46
1579 225 BULL	4,938,976,550	10.80%	6.04
1459 RK 225DI	3,763,181,660	12.48%	2.56
1671 WTI ETF	2,055,297,333	14.19%	2.90
1321 NFNK225	1,999,972,745	4.93%	0.86
1552 VIXSHORT	1,990,734,484	7.73%	3.02
1699 NFOIL	1,240,049,933	21.99%	36.65

## Top 10 Stocks by Market Share

### Topix 100

Stock	Share	Turnover(JPY)	PI (bps)
9022 JR CENT	13.80%	10,468,359,980	0.38
2413 M3	13.42%	31,820,332,900	0.48
7974 NINTEND	11.92%	43,116,871,200	0.48
9021 JR WEST	11.44%	6,247,409,240	0.72
9983 FASTRET	10.52%	17,516,902,900	0.31
6758 SONY	9.89%	48,653,496,020	0.51
8035 TKOELCN	9.84%	14,820,218,610	0.36
9020 JR EAST	9.82%	7,600,702,190	0.75
6594 NIDEC	9.75%	16,168,330,790	0.40
4661 OLC	8.83%	4,371,573,450	0.40

### Nikkei 225

Stock	Share	Turnover(JPY)	PI (bps)
3289 TOKYUFHD	15.33%	2,232,356,650	5.90
7762 CITIZEN	14.68%	509,352,420	9.12
9412 SKYPER J	13.93%	429,166,700	5.68
9022 JR CENT	13.80%	10,468,359,980	0.38
2413 M3	13.42%	31,820,332,900	0.48
5406 KOBESTL	13.14%	1,387,009,200	5.88
6506 YASKAWA	13.01%	3,091,566,290	5.87
4755 RAKUTEN	12.58%	5,524,181,920	2.71
6472 NTN	12.26%	1,407,557,320	9.72
9766 KONAMIHD	12.05%	2,079,207,270	4.43

### Topix Mid400

Stock	Share	Turnover(JPY)	PI (bps)
8184 SIMACHU	40.47%	664,506,200	5.19
8410 SEVEN BK	19.48%	1,599,156,910	13.44
9831 YAMADAHD	17.13%	1,974,844,960	5.38
3289 TOKYUFHD	15.33%	2,232,356,650	5.90
7167 MEBUKIFG	14.74%	719,171,790	14.80
4552 JCR	14.30%	5,075,228,690	4.84
3941 RENGO	13.52%	350,251,520	2.94
2651 LAWSON	13.20%	699,226,560	5.87
5406 KOBESTL	13.14%	1,387,009,200	5.88
6506 YASKAWA	13.01%	3,091,566,290	5.87

### Small & Others

Stock	Share	Turnover(JPY)	PI (bps)
4321 KENEDIX	40.94%	224,906,400	4.81
9424 JPN-COMM	17.89%	881,404,760	13.19
8714 SENSUIK	15.32%	138,675,460	18.95
2120 LIFULL	15.31%	227,193,290	6.25
6740 JDI	15.22%	133,579,830	66.78
3315 NIP-COKE	14.94%	238,247,150	24.77
7762 CITIZEN	14.68%	509,352,420	9.12
8585 OR.CORP	14.53%	418,672,620	20.07
4282 EPS	14.45%	390,959,540	2.87
6070 CAREERL	14.22%	1,854,541,990	3.86

### Mothers

Stock	Share	Turnover(JPY)	PI (bps)
3911 AIMING	17.79%	300,460,280	6.40
4480 MEDLEY	17.75%	2,601,439,750	5.94
2370 MEDINET	16.96%	133,976,920	48.22
1447 ITBOOKHD	16.11%	165,472,730	6.54
4583 CHIOME	15.18%	149,460,320	12.71
4475 HENNGE	15.03%	2,652,275,100	3.73
4591 RIBOMIC	14.82%	128,254,070	9.99
3998 SURALANT	14.03%	682,313,650	10.96
3993 PKSHA	13.84%	929,282,550	5.88
4385 MERCARI	13.62%	7,195,851,450	5.94

### JASDAQ

Stock	Share	Turnover(JPY)	PI (bps)
2315 CAICA	24.75%	2,986,211,520	116.12
9973 KOZOSUSI	23.62%	142,461,350	56.87
2702 MCDNALD	21.74%	2,282,537,290	5.96
7610 TAY TWO	20.54%	115,784,740	33.40
8186 OTSUKA	19.85%	352,115,980	10.01
6628 ONKYOHE	18.33%	158,021,170	309.62
3776 BB-TOWER	17.30%	378,208,310	9.06
3807 FISCO	17.28%	162,134,560	11.49
8699 SAWADAHD	15.72%	325,959,540	3.42
4978 REPROCEL	14.84%	156,287,340	9.17

### Second Section

Stock	Share	Turnover(JPY)	PI (bps)
3825 REMIX	20.80%	191,281,080	30.72
8925 ARDEPRO	19.42%	130,437,950	60.40
1757 CREA HD	19.24%	294,308,010	32.53
1491 CHUGAIM	18.73%	144,534,270	99.60
4120 SUGAI	17.23%	146,892,420	1.83
8789 FINTECH	15.80%	105,592,540	68.59
3856 ABALANCE	13.46%	605,297,450	5.46
6897 TWNBIRD	11.29%	1,465,946,420	1.89
6366 CHIYODA	10.74%	1,120,315,710	9.80
2375 GIGWORKS	10.58%	127,236,360	5.04

### ETFs & REITs

Stock	Share	Turnover(JPY)	PI (bps)
1699 NFOIL	21.99%	1,240,049,933	36.65
1357 NFNKDOUB	15.11%	21,466,119,146	9.59
1671 WTI ETF	14.19%	2,055,297,333	2.90
1365 DW 225LV	13.51%	742,584,264	2.73
1356 TPXBEAR2	12.80%	280,658,960	2.92
1459 RK 225DI	12.48%	3,763,181,660	2.56
1458 RK 225LV	11.34%	9,887,158,320	2.51
1570 NFNKLV	11.12%	68,356,247,584	6.03
1579 225 BULL	10.80%	4,938,976,550	6.04
1540 JPP GLD	10.79%	585,306,335	4.31

## Top 10 Stocks by PI

### Topix 100

Stock	PI (bps)	Turnover(JPY)	Share
8308 RESONA	2.77	698,419,750	2.96%
5020 ENEOS	2.76	1,180,053,660	3.91%
4689 ZHD	2.31	2,769,837,820	3.75%
8601 DAIWASG	2.22	530,278,600	4.17%
8002 MARBENI	2.10	1,133,203,880	5.13%
7201 NISSAN	2.09	3,870,055,550	5.68%
8604 NOMRAHD	2.08	631,609,810	1.63%
8306 MUFG	2.04	4,789,206,630	3.46%
3402 TORAY	1.88	751,280,700	3.98%
4188 MTBCM HD	1.80	1,056,734,810	4.19%

### Nikkei 225

Stock	PI (bps)	Turnover(JPY)	Share
2768 SOJITZ	11.58	1,216,158,320	9.61%
7211 MMC	9.93	6,421,295,230	11.17%
6472 NTN	9.72	1,407,557,320	12.26%
7762 CITIZEN	9.12	509,352,420	14.68%
7186 CONCRDIA	7.38	515,258,230	9.25%
7003 MTI E&S	6.46	373,530,110	10.38%
9501 TEPCOHD	6.45	10,887,893,720	10.98%
3103 UNITIKA	6.30	104,336,950	7.43%
1332 NISSUI	6.09	655,005,130	10.12%
3289 TOKYUFHD	5.90	2,232,356,650	15.33%

### Topix Mid400

Stock	PI (bps)	Turnover(JPY)	Share
7167 MEBUKIFG	14.80	719,171,790	14.74%
8410 SEVEN BK	13.44	1,599,156,910	19.48%
2768 SOJITZ	11.58	1,216,158,320	9.61%
8334 GUNMABK	10.85	151,802,900	11.84%
7211 MMC	9.93	6,421,295,230	11.17%
6472 NTN	9.72	1,407,557,320	12.26%
8359 82-BANK	8.66	230,743,890	12.99%
7186 CONCRDIA	7.38	515,258,230	9.25%
7180 KYUSHUFG	6.89	109,017,570	11.92%
9501 TEPCOHD	6.45	10,887,893,720	10.98%

### Small & Others

Stock	PI (bps)	Turnover(JPY)	Share
6740 JDI	66.78	133,579,830	15.22%
3315 NIP-COKE	24.77	238,247,150	14.94%
8585 OR.CORP	20.07	418,672,620	14.53%
7527 SYSSOFT	19.54	530,191,210	12.21%
8848 LEOPC21	19.49	397,817,270	12.22%
8714 SENSUIK	18.95	138,675,460	15.32%
9424 JPN-COMM	13.19	881,404,760	17.89%
7238 AKEBONO	12.86	591,940,930	13.64%
6632 JVCKW	11.74	605,964,380	10.55%
2337 ICHIGO	10.33	301,345,110	12.49%

### Mothers

Stock	PI (bps)	Turnover(JPY)	Share
6613 QDLASER	109.76	453,334,930	12.40%
2370 MEDINET	48.22	133,976,920	16.96%
4564 OTS	19.60	238,506,220	11.93%
4597 SOLASIA	16.85	181,966,110	12.72%
7092 FFJ	15.88	225,469,600	3.84%
6181 TAMENY	15.57	102,757,450	11.51%
4583 CHIOME	12.71	149,460,320	15.18%
4168 YAPPLI	11.24	121,438,400	2.20%
3998 SURALANT	10.96	682,313,650	14.03%
4169 ENCHANGE	10.68	140,259,800	2.03%

### JASDAQ

Stock	PI (bps)	Turnover(JPY)	Share
6628 ONKYOHE	309.62	158,021,170	18.33%
2315 CAICA	116.12	2,986,211,520	24.75%
9973 KOZOSUSI	56.87	142,461,350	23.62%
7610 TAY TWO	33.40	115,784,740	20.54%
3264 ASCOT	17.54	193,550,530	8.95%
7071 AMVIS	15.85	212,297,600	5.35%
8256 MARUMIT	13.18	135,587,650	13.34%
4764 NEXUSB	12.80	340,653,560	12.69%
3719 GEXEED	11.54	107,731,780	6.74%
3807 FISCO	11.49	162,134,560	17.28%

### Second Section

Stock	PI (bps)	Turnover(JPY)	Share
1491 CHUGAIM	99.60	144,534,270	18.73%
8789 FINTECH	68.59	105,592,540	15.80%
8925 ARDEPRO	60.40	130,437,950	19.42%
1757 CREA HD	32.53	294,308,010	19.24%
3825 REMIX	30.72	191,281,080	20.80%
7919 NOZAKIN	16.47	169,119,220	4.67%
8508 JTRUST	14.70	185,338,270	10.35%
6721 WINTEST	10.51	163,798,380	9.08%
6366 CHIYODA	9.80	1,120,315,710	10.74%
6391 KAJITEC	7.90	232,403,600	5.11%

### ETFs & REITs

Stock	PI (bps)	Turnover(JPY)	Share
1699 NFOIL	36.65	1,240,049,933	21.99%
1615 NFBANKS	26.87	149,137,430	7.00%
1357 NFNKDOUB	9.59	21,466,119,146	15.11%
1579 225 BULL	6.04	4,938,976,550	10.80%
1570 NFNKLV	6.03	68,356,247,584	11.12%
3278 KDR	4.96	217,063,860	8.76%
3471 MITSUILP	4.95	385,382,800	8.49%
8985 JHR	4.87	948,830,370	7.88%
1540 JPP GLD	4.31	585,306,335	10.79%
8963 INV	4.25	987,230,635	6.64%