

Market Report for the Week of February 08, 2021

Daily Averages

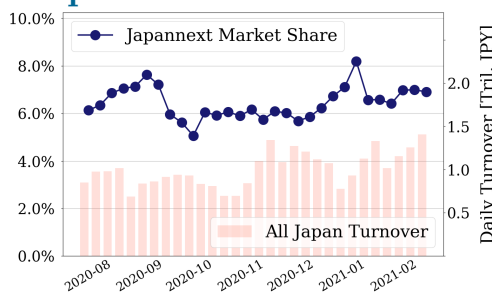
Universe	Turnover(JPY)	Volume	Share	PI (bps)	Symbols
All Market	264,212,597,643	212,298,796	7.79 %	3.75	3406
Topix100	97,311,010,472	23,128,250	6.91 %	0.58	99
Nikkei 225	115,846,802,968	53,100,425	7.15 %	1.65	225
TopixMid400	71,425,733,788	44,339,400	7.79 %	3.55	398
Small & Others	33,627,634,175	43,008,425	8.05 %	4.89	1638
Mothers & Jasdaq	25,994,025,455	61,759,525	8.81 %	12.18	813
ETFs & REITs	30,004,864,858	14,363,496	10.14 %	6.13	126

All Market
7.8 %

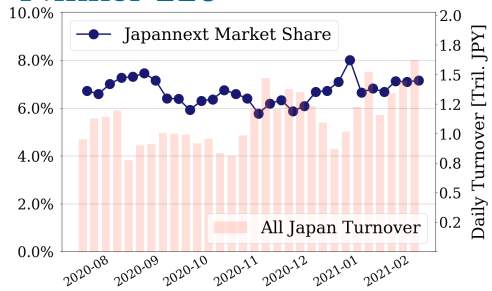
Topix 100
6.9 %

Nikkei 225
7.2 %

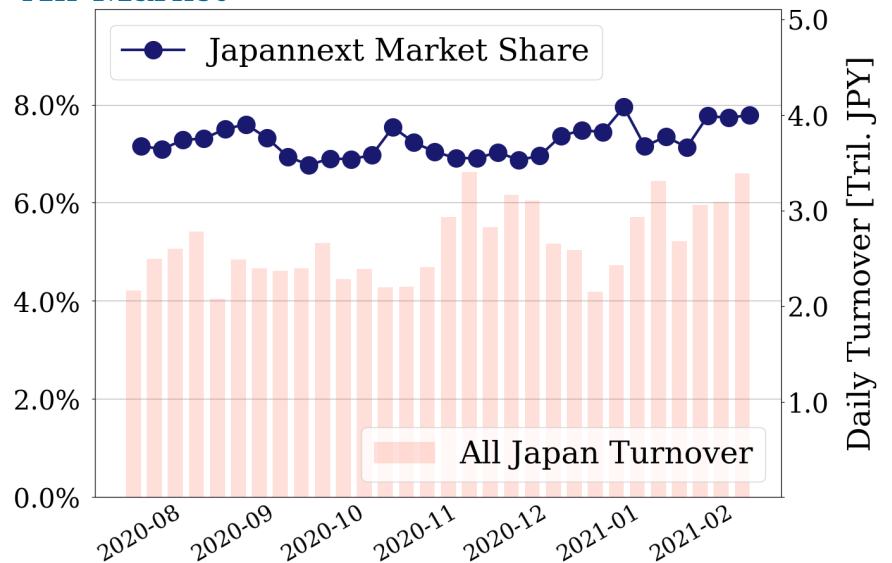
Topix 100



Nikkei 225



All Market



Top Stocks by Turnover

Stock	Turnover(JPY)	Share	PI (bps)
9984 SOFTBNKG	64,178,599,590	8.23%	0.32
1570 NFNKLV	58,398,119,975	11.97%	6.61
6758 SONY	28,835,658,270	10.22%	0.45
7974 NINTEND	28,034,094,000	8.14%	0.44
7203 TOYOTA	20,793,035,410	6.70%	0.38

Top Stocks by Market Share

Stock	Turnover(JPY)	Share	PI (bps)
8918 LAND	374,150,410	87.49%	490.19
8184 SIMACHU	266,540,000	47.92%	6.40
1699 NFOIL	1,190,349,463	32.73%	33.86
3776 BB-TOWER	897,476,780	32.04%	7.81
4321 KENEDIX	194,970,630	31.83%	5.73

Top Stocks by Price Improvement

Stock	Turnover(JPY)	Share	PI (bps)
9318 ASIADVEE	113,202,950	24.42%	585.71
8918 LAND	374,150,410	87.49%	490.19
6628 ONKYOHE	122,025,700	19.96%	376.67
3777 FHTHD	197,659,300	21.57%	186.17
8894 REVOLUTI	127,726,530	24.18%	109.13

Top Stocks by Savings

Stock	Turnover(JPY)	Share	Savings
2315 CAICA	8,484,720,370	17.09%	33,976,320
1570 NFNKLV	58,398,119,975	11.97%	31,090,920
1357 NFNKDOUB	14,814,677,463	14.98%	12,031,972
8918 LAND	374,150,410	87.49%	8,744,250
6731 PIXELA	931,688,460	18.62%	5,562,990

- ▶ Analysis is based on Japannext and Refinitiv data. Small & Others = First Section - TPX500.
- ▶ All Japan Turnover = Japannext (J+X+U+N) + TSE (excl. Tostnet) + Chi-X (excl. Chi-Match, Chi-Select).
Market Share = Japannext turnover / All Japan Turnover.
- ▶ Opening and Closing auction trades on the TSE are excluded from calculations.
- ▶ Price Improvement (PI) and Savings (PI*volume) are calculated by comparing the execution price against the primary market's best bid for each sell or best offer for each buy at the point of execution from the taker's perspective. Reported PI is a value-weighted average. Names with weekly traded value less than 100,000,000 JPY are excluded from the rankings tables.

Top 10 Stocks by Turnover

Topix 100

Stock	Turnover(JPY)	Share	PI (bps)
9984 SOFTBNKG	64,178,599,590	8.23%	0.32
6758 SONY	28,835,658,270	10.22%	0.45
7974 NINTEND	28,034,094,000	8.14%	0.44
7203 TOYOTA	20,793,035,410	6.70%	0.38
2413 M3	17,255,747,280	11.41%	0.46
9983 FASTRET	16,963,238,000	10.08%	0.31
6594 NIDEC	12,836,462,880	11.47%	0.36
8035 TKOELCN	11,077,367,600	8.05%	0.26
9022 JR CENT	9,182,700,670	14.47%	0.40
6981 MURATA	8,981,616,640	7.42%	0.40

Nikkei 225

Stock	Turnover(JPY)	Share	PI (bps)
9984 SOFTBNKG	64,178,599,590	8.23%	0.32
6758 SONY	28,835,658,270	10.22%	0.45
7203 TOYOTA	20,793,035,410	6.70%	0.38
2413 M3	17,255,747,280	11.41%	0.46
9983 FASTRET	16,963,238,000	10.08%	0.31
8035 TKOELCN	11,077,367,600	8.05%	0.26
9022 JR CENT	9,182,700,670	14.47%	0.40
8316 SMFG	8,328,644,080	7.44%	0.74
2914 JT	7,327,623,930	8.13%	0.84
6976 TAIYOYU	6,921,271,100	10.39%	5.01

Topix Mid400

Stock	Turnover(JPY)	Share	PI (bps)
6920 LASRTEC	13,804,660,050	13.63%	2.06
6723 RENESAS	8,496,408,630	9.03%	2.35
9201 JAL	7,223,569,440	10.55%	1.32
6976 TAIYOYU	6,921,271,100	10.39%	5.01
6857 ADVNTST	6,618,857,940	9.93%	3.12
9501 TEPCOHD	5,877,277,670	13.18%	6.48
7211 MMC	5,477,011,700	11.86%	8.93
1605 INPEX	5,259,979,460	11.06%	3.62
4755 RAKUTEN	4,981,782,280	13.20%	2.36
4902 KONICAM	4,677,969,770	12.80%	5.17

Small & Others

Stock	Turnover(JPY)	Share	PI (bps)
8698 MONEX G	13,279,038,000	12.89%	3.17
2929 PHARMA F	11,668,972,650	11.17%	3.95
6502 TOSHIBA	4,411,097,050	10.47%	3.40
3681 V-CUBE	2,833,033,160	10.40%	3.76
9519 RENOVA	2,428,716,150	10.93%	4.55
9603 H.I.S.	1,871,673,350	10.36%	2.02
6532 BAYCURNT	1,405,361,930	6.96%	2.13
3962 CHANGE	1,385,835,750	12.05%	3.61
3902 MDV	1,363,095,800	7.51%	1.70
8005 SCROLL	1,248,111,170	9.84%	2.75

Mothers

Stock	Turnover(JPY)	Share	PI (bps)
4385 MERCARI	7,201,664,000	12.76%	6.48
4477 BASE	6,423,939,800	7.68%	2.84
3914 JIG-SAW	5,647,375,000	11.59%	4.02
2160 GNI	3,765,312,760	10.87%	2.11
4436 MINKABU	3,442,336,250	9.82%	3.56
6613 QDLASER	2,896,561,460	3.55%	8.90
4485 JTOWER	2,601,286,300	9.61%	3.05
4478 FREEE	2,587,479,700	8.60%	4.00
4483 JMDC	2,209,863,050	12.41%	8.27
3993 PKSHA	2,060,395,850	13.31%	4.16

JASDAQ

Stock	Turnover(JPY)	Share	PI (bps)
2315 CAICA	8,484,720,370	17.09%	55.11
4582 SYMBIO	4,761,769,210	9.28%	3.27
2702 MCDNALD	3,150,623,400	18.39%	5.98
3807 FISCO	1,305,124,240	9.13%	10.00
1407 WEST HD	1,056,203,800	12.60%	4.82
6890 FERROTEC	1,032,632,560	10.45%	3.74
3891 KODOSHI	972,564,530	10.20%	5.80
3776 BB-TOWER	897,476,780	32.04%	7.81
7564 WORKMAN	892,420,800	7.83%	2.33
2484 DEMAECAN	671,996,940	8.19%	1.75

Second Section

Stock	Turnover(JPY)	Share	PI (bps)
6366 CHIYODA	2,852,332,620	16.22%	7.78
6731 PIXELA	931,688,460	18.62%	82.67
3825 REMIX	751,673,580	17.69%	23.32
6897 TWNBIRD	715,549,720	9.97%	1.85
3768 RMONSTER	563,624,130	11.65%	3.87
6254 NOMURAMI	419,062,700	10.08%	5.54
1491 CHUGAIM	400,200,570	24.64%	92.31
3663 ARTSPARK	390,337,090	15.58%	2.86
3856 ABALANCE	366,918,100	14.77%	5.18
4595 MIZHMEDY	320,280,070	11.46%	1.91

ETFs & REITs

Stock	Turnover(JPY)	Share	PI (bps)
1570 NFNKLV	58,398,119,975	11.97%	6.61
1357 NFNKDOUB	14,814,677,463	14.98%	10.46
1458 RK 225LV	11,673,971,276	16.86%	2.22
1360 NKBEAR-2	6,389,629,877	15.53%	3.66
1579 225 BULL	4,390,054,400	11.57%	5.84
1459 RK 225DI	2,797,459,673	7.63%	2.90
1321 NFNK225	2,472,171,095	7.41%	4.63
1699 NFOIL	1,190,349,463	32.73%	33.86
1365 DW 225LV	1,062,134,360	17.03%	2.50
1552 VIXSHORT	1,001,917,370	7.50%	3.34

Top 10 Stocks by Market Share

Topix 100

Stock	Share	Turnover(JPY)	PI (bps)
9022 JR CENT	14.47%	9,182,700,670	0.40
6594 NIDEC	11.47%	12,836,462,880	0.36
2413 M3	11.41%	17,255,747,280	0.46
7832 BANNAMHD	11.20%	4,623,183,430	0.82
9021 JR WEST	10.93%	4,472,774,730	0.80
6758 SONY	10.22%	28,835,658,270	0.45
9983 FASTRET	10.08%	16,963,238,000	0.31
9020 JR EAST	9.43%	4,996,550,500	0.49
9531 TKO-GAS	9.01%	837,437,500	0.91
9202 ANA	8.33%	4,013,006,090	1.00

Nikkei 225

Stock	Share	Turnover(JPY)	PI (bps)
9022 JR CENT	14.47%	9,182,700,670	0.40
4755 RAKUTEN	13.20%	4,981,782,280	2.36
9501 TEPCOHD	13.18%	5,877,277,670	6.48
7762 CITIZEN	12.88%	593,523,890	7.81
4751 CYBER A	12.85%	2,040,290,850	4.86
4902 KONICAM	12.80%	4,677,969,770	5.17
2768 SOJITZ	12.38%	1,160,818,920	11.90
6472 NTN	12.22%	866,026,480	9.47
7211 MMC	11.86%	5,477,011,700	8.93
9412 SKYPER J	11.74%	313,409,240	5.13

Topix Mid400

Stock	Share	Turnover(JPY)	PI (bps)
8184 SIMACHU	47.92%	266,540,000	6.40
8410 SEVEN BK	16.63%	1,391,886,180	13.06
9831 YAMADAHD	15.46%	1,092,493,230	5.85
4552 JCR	14.40%	1,331,075,640	5.09
2267 YAKULT	14.27%	1,150,598,840	5.54
6920 LASRTEC	13.63%	13,804,660,050	2.06
7167 MEBUKIFG	13.37%	641,657,860	15.20
8359 82-BANK	13.32%	147,205,860	9.41
4755 RAKUTEN	13.20%	4,981,782,280	2.36
9501 TEPCOHD	13.18%	5,877,277,670	6.48

Small & Others

Stock	Share	Turnover(JPY)	PI (bps)
8918 LAND	87.49%	374,150,410	490.19
4321 KENEDIX	31.83%	194,970,630	5.73
6077 N FIELD	18.50%	972,194,580	3.43
7238 AKEBONO	16.64%	441,515,430	12.12
8585 OR.CORP	16.40%	340,821,430	17.19
6740 JDI	16.14%	161,521,130	73.02
2398 TSUKUIHD	15.56%	1,094,165,620	4.56
9468 KADOKAWA	15.31%	1,094,612,140	4.73
8016 ONWARDHD	15.25%	442,586,770	8.78
8515 AIFUL	15.11%	1,042,457,980	10.41

Mothers

Stock	Share	Turnover(JPY)	PI (bps)
6579 LOGLY	28.02%	209,181,870	2.42
2370 MEDINET	17.97%	110,810,610	51.43
6081 ALIEDARC	16.32%	144,033,530	6.49
3911 AIMING	15.82%	387,266,050	6.07
1447 ITBOOKHD	15.64%	120,423,950	7.02
3674 AUCFAN	15.39%	604,114,710	2.45
3998 SURALANT	14.97%	1,037,434,150	3.57
4591 RIBOMIC	14.75%	135,515,200	8.54
7806 MTG	14.37%	237,705,380	3.23
6181 TAMENY	14.06%	100,416,080	14.11

JASDAQ

Stock	Share	Turnover(JPY)	PI (bps)
3776 BB-TOWER	32.04%	897,476,780	7.81
7774 J-TEC	26.49%	182,086,410	2.25
9973 KOZOSUSI	23.46%	223,915,910	51.22
3777 FHTHD	21.57%	197,659,300	186.17
6628 ONKYOHE	19.96%	122,025,700	376.67
2702 MCDNALD	18.39%	3,150,623,400	5.98
4293 SEPTENHD	18.36%	640,267,130	6.41
7610 TAY TWO	18.30%	158,326,980	25.09
2315 CAICA	17.09%	8,484,720,370	55.11
8256 MARUMIT	16.72%	107,858,880	14.32

Second Section

Stock	Share	Turnover(JPY)	PI (bps)
1491 CHUGAIM	24.64%	400,200,570	92.31
9318 ASIADAVE	24.42%	113,202,950	585.71
8894 REVOLUTI	24.18%	127,726,530	109.13
3528 PROSPECT	20.16%	269,263,640	96.79
6731 PIXELA	18.62%	931,688,460	82.67
3825 REMIX	17.69%	751,673,580	23.32
1757 CREA HD	16.77%	178,662,800	34.21
6366 CHIYODA	16.22%	2,852,332,620	7.78
3663 ARTSPARK	15.58%	390,337,090	2.86
3856 ABALANCE	14.77%	366,918,100	5.18

ETFs & REITs

Stock	Share	Turnover(JPY)	PI (bps)
1699 NFOIL	32.73%	1,190,349,463	33.86
1365 DW 225LV	17.03%	1,062,134,360	2.50
1458 RK 225LV	16.86%	11,673,971,276	2.22
1360 NKBEAR-2	15.53%	6,389,629,877	3.66
1357 NFNKDOUB	14.98%	14,814,677,463	10.46
1540 JPP GLD	12.82%	492,654,450	5.12
1570 NFNKLV	11.97%	58,398,119,975	6.61
1579 225 BULL	11.57%	4,390,054,400	5.84
8985 JHR	11.20%	796,313,670	5.28
1671 WTI ETF	10.94%	945,416,725	2.59

Top 10 Stocks by PI

Topix 100

Stock	PI (bps)	Turnover(JPY)	Share
5020 ENEOS	2.55	2,379,009,370	4.58%
8308 RESONA	2.48	572,921,900	3.20%
8601 DAIWASG	2.22	443,142,480	5.17%
7201 NISSAN	2.19	4,654,817,240	5.74%
4689 ZHD	2.07	1,291,470,480	3.81%
8306 MUFG	1.96	4,877,808,910	3.47%
3402 TORAY	1.95	818,620,200	4.26%
4188 MTBCM HD	1.84	460,888,830	2.91%
8604 NOMRAHD	1.83	791,996,910	2.02%
7309 SHIMANO	1.80	1,234,934,150	3.80%

Nikkei 225

Stock	PI (bps)	Turnover(JPY)	Share
2768 SOJITZ	11.90	1,160,818,920	12.38%
6472 NTN	9.47	866,026,480	12.22%
7211 MMC	8.93	5,477,011,700	11.86%
7186 CONCRDIA	8.37	484,007,060	10.18%
7762 CITIZEN	7.81	593,523,890	12.88%
9501 TEPCOHD	6.48	5,877,277,670	13.18%
4704 TREND	5.78	1,031,444,240	10.01%
4005 SMICHEM	5.75	2,392,265,630	9.53%
6674 GSYUASA	5.71	576,340,450	9.52%
7003 MTI E&S	5.62	439,369,690	9.72%

Topix Mid400

Stock	PI (bps)	Turnover(JPY)	Share
7167 MEBUKIFG	15.20	641,657,860	13.37%
8410 SEVEN BK	13.06	1,391,886,180	16.63%
2768 SOJITZ	11.90	1,160,818,920	12.38%
8334 GUNMABK	9.98	129,906,600	11.30%
6472 NTN	9.47	866,026,480	12.22%
8359 82-BANK	9.41	147,205,860	13.32%
7211 MMC	8.93	5,477,011,700	11.86%
7186 CONCRDIA	8.37	484,007,060	10.18%
4114 SHOKBAI	6.74	215,723,970	10.22%
9501 TEPCOHD	6.48	5,877,277,670	13.18%

Small & Others

Stock	PI (bps)	Turnover(JPY)	Share
8918 LAND	490.19	374,150,410	87.49%
6740 JDI	73.02	161,521,130	16.14%
3315 NIP-COKE	24.05	115,858,660	13.33%
8848 LEOPC21	17.84	372,425,910	14.78%
8585 OR.CORP	17.19	340,821,430	16.40%
8714 SENSUIK	16.09	111,886,670	14.86%
7527 SYSSOFT	15.81	313,858,990	12.24%
6803 TEAC	14.83	557,423,370	9.40%
6632 JVCKW	14.44	172,271,360	10.68%
7238 AKEBONO	12.12	441,515,430	16.64%

Mothers

Stock	PI (bps)	Turnover(JPY)	Share
2370 MEDINET	51.43	110,810,610	17.97%
4011 HEADWATR	34.45	209,337,300	4.05%
4564 OTS	19.62	121,652,010	12.04%
4597 SOLASIA	17.15	191,303,170	13.00%
7689 COPA	16.76	120,516,900	8.95%
2983 ARRPLANN	15.57	186,614,300	1.35%
4166 CACCO	15.06	145,537,650	7.17%
6181 TAMENY	14.11	100,416,080	14.06%
4583 CHIOME	12.99	114,047,040	11.66%
7092 FFJ	10.35	154,986,450	4.60%

JASDAQ

Stock	PI (bps)	Turnover(JPY)	Share
6628 ONKYOHE	376.67	122,025,700	19.96%
3777 FHTHD	186.17	197,659,300	21.57%
2315 CAICA	55.11	8,484,720,370	17.09%
9973 KOZOSUSI	51.22	223,915,910	23.46%
7610 TAY TWO	25.09	158,326,980	18.30%
8256 MARUMIT	14.32	107,858,880	16.72%
4764 NEXUSB	13.89	303,154,920	14.59%
3264 ASCOT	13.87	160,521,710	11.25%
1400 RUDEN	11.70	219,066,740	6.99%
3807 FISCO	10.00	1,305,124,240	9.13%

Second Section

Stock	PI (bps)	Turnover(JPY)	Share
9318 ASIADVEE	585.71	113,202,950	24.42%
8894 REVOLUTI	109.13	127,726,530	24.18%
3528 PROSPECT	96.79	269,263,640	20.16%
1491 CHUGAIM	92.31	400,200,570	24.64%
6731 PIXELA	82.67	931,688,460	18.62%
8789 FINTECH	49.73	182,377,780	11.73%
1757 CREA HD	34.21	178,662,800	16.77%
3825 REMIX	23.32	751,673,580	17.69%
2926 SINOZAK	16.42	185,175,720	7.19%
6721 WINTEST	9.43	128,054,550	12.54%

ETFs & REITs

Stock	PI (bps)	Turnover(JPY)	Share
1699 NFOIL	33.86	1,190,349,463	32.73%
1615 NFBANKS	20.26	195,306,400	7.84%
1357 NFNKDOUB	10.46	14,814,677,463	14.98%
1570 NFNKLV	6.61	58,398,119,975	11.97%
1579 225 BULL	5.84	4,390,054,400	11.57%
8985 JHR	5.28	796,313,670	11.20%
1540 JPP GLD	5.12	492,654,450	12.82%
3468 STARASIA	4.76	176,146,400	7.02%
1321 NFNK225	4.63	2,472,171,095	7.41%
1320 ETF225	4.45	239,185,088	3.04%