

## Market Report for the Week of February 22, 2021

### Daily Averages

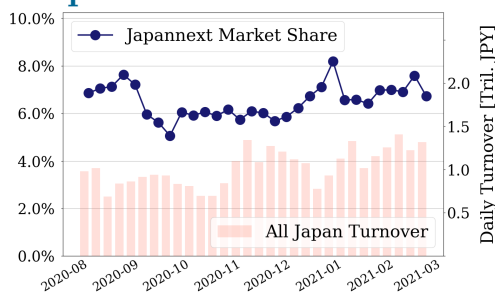
| Universe         | Turnover(JPY)   | Volume      | Share   | PI (bps) | Symbols |
|------------------|-----------------|-------------|---------|----------|---------|
| All Market       | 256,001,936,964 | 275,175,556 | 7.62 %  | 4.52     | 3390    |
| Topix100         | 88,694,730,752  | 18,319,500  | 6.73 %  | 0.59     | 99      |
| Nikkei 225       | 103,302,382,348 | 40,920,350  | 6.93 %  | 1.55     | 225     |
| TopixMid400      | 64,152,935,035  | 36,006,050  | 7.42 %  | 3.40     | 398     |
| Small & Others   | 36,792,089,235  | 69,120,600  | 7.88 %  | 6.72     | 1622    |
| Mothers & Jasdaq | 22,600,539,470  | 80,915,700  | 8.21 %  | 16.88    | 815     |
| ETFs & REITs     | 39,657,824,222  | 19,848,831  | 10.03 % | 5.92     | 126     |

All Market  
**7.6 %**

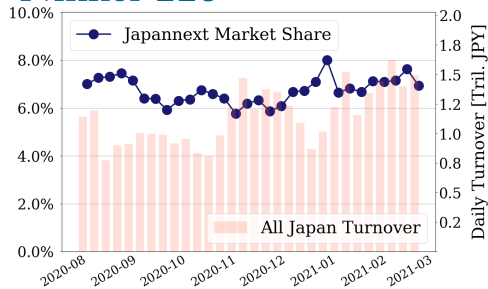
Topix 100  
**6.7 %**

Nikkei 225  
**6.9 %**

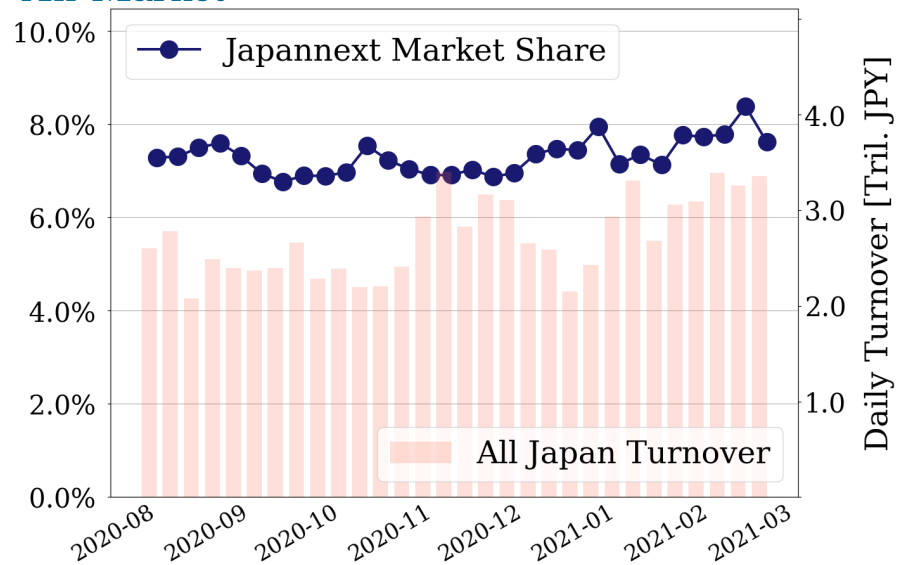
#### Topix 100



#### Nikkei 225



#### All Market



#### Top Stocks by Turnover

| Stock         | Turnover(JPY)  | Share  | PI (bps) |
|---------------|----------------|--------|----------|
| 1570 NFNKLV   | 78,480,795,265 | 11.18% | 6.27     |
| 9984 SOFTBNKG | 40,004,976,750 | 8.81%  | 0.42     |
| 9983 FASTRET  | 36,229,952,900 | 14.04% | 0.45     |
| 7974 NINTEND  | 28,614,610,800 | 8.84%  | 0.43     |
| 8035 TKOELCN  | 21,780,187,240 | 8.29%  | 0.27     |

#### Top Stocks by Market Share

| Stock         | Turnover(JPY) | Share  | PI (bps) |
|---------------|---------------|--------|----------|
| 1699 NFOIL    | 1,844,583,782 | 30.39% | 27.40    |
| 1491 CHUGAIM  | 137,421,780   | 29.45% | 122.16   |
| 9973 KOZOSUSI | 314,729,410   | 29.40% | 66.40    |
| 8918 LAND     | 1,748,541,440 | 28.64% | 343.25   |
| 6740 JDI      | 111,260,370   | 27.05% | 70.56    |

#### Top Stocks by Price Improvement

| Stock         | Turnover(JPY) | Share  | PI (bps) |
|---------------|---------------|--------|----------|
| 8918 LAND     | 1,748,541,440 | 28.64% | 343.25   |
| 6628 ONKYOHE  | 2,399,039,890 | 25.26% | 186.92   |
| 3777 FHTHD    | 313,786,100   | 22.71% | 157.45   |
| 9318 ASIADAVE | 3,400,901,620 | 19.59% | 143.61   |
| 1491 CHUGAIM  | 137,421,780   | 29.45% | 122.16   |

#### Top Stocks by Savings

| Stock         | Turnover(JPY)  | Share  | Savings    |
|---------------|----------------|--------|------------|
| 1570 NFNKLV   | 78,480,795,265 | 11.18% | 38,171,865 |
| 8918 LAND     | 1,748,541,440  | 28.64% | 35,648,020 |
| 9318 ASIADAVE | 3,400,901,620  | 19.59% | 30,267,210 |
| 6628 ONKYOHE  | 2,399,039,890  | 25.26% | 25,532,310 |
| 2315 CAICA    | 7,494,855,160  | 26.31% | 25,407,710 |

- ▶ Analysis is based on Japannext and Refinitiv data. Small & Others = First Section - TPX500.
- ▶ All Japan Turnover = Japannext (J+X+U+N) + TSE (excl. Tostnet) + Chi-X (excl. Chi-Match, Chi-Select).  
Market Share = Japannext turnover / All Japan Turnover.
- ▶ Opening and Closing auction trades on the TSE are excluded from calculations.
- ▶ Price Improvement (PI) and Savings (PI\*volume) are calculated by comparing the execution price against the primary market's best bid for each sell or best offer for each buy at the point of execution from the taker's perspective. Reported PI is a value-weighted average. Names with weekly traded value less than 100,000,000 JPY are excluded from the rankings tables.

## Top 10 Stocks by Turnover

### Topix 100

| Stock         | Turnover(JPY)  | Share  | PI (bps) |
|---------------|----------------|--------|----------|
| 9984 SOFTBNKG | 40,004,976,750 | 8.81%  | 0.42     |
| 9983 FASTRET  | 36,229,952,900 | 14.04% | 0.45     |
| 7974 NINTEND  | 28,614,610,800 | 8.84%  | 0.43     |
| 8035 TKOELCN  | 21,780,187,240 | 8.29%  | 0.27     |
| 6758 SONY     | 17,564,088,090 | 9.26%  | 0.54     |
| 2413 M3       | 11,114,154,180 | 10.69% | 0.49     |
| 6594 NIDEC    | 10,320,693,300 | 9.42%  | 0.46     |
| 6861 KEYENCE  | 9,710,334,000  | 6.52%  | 0.79     |
| 9202 ANA      | 8,126,062,990  | 10.47% | 0.88     |
| 9022 JR CENT  | 7,687,518,400  | 13.82% | 0.33     |

### Nikkei 225

| Stock         | Turnover(JPY)  | Share  | PI (bps) |
|---------------|----------------|--------|----------|
| 9984 SOFTBNKG | 40,004,976,750 | 8.81%  | 0.42     |
| 9983 FASTRET  | 36,229,952,900 | 14.04% | 0.45     |
| 8035 TKOELCN  | 21,780,187,240 | 8.29%  | 0.27     |
| 6758 SONY     | 17,564,088,090 | 9.26%  | 0.54     |
| 2413 M3       | 11,114,154,180 | 10.69% | 0.49     |
| 6857 ADVNTST  | 8,742,841,950  | 10.94% | 2.81     |
| 9202 ANA      | 8,126,062,990  | 10.47% | 0.88     |
| 9022 JR CENT  | 7,687,518,400  | 13.82% | 0.33     |
| 6954 FANUC    | 7,399,750,860  | 7.01%  | 0.36     |
| 7203 TOYOTA   | 7,346,686,050  | 5.09%  | 0.37     |

### Topix Mid400

| Stock        | Turnover(JPY)  | Share  | PI (bps) |
|--------------|----------------|--------|----------|
| 6920 LASRTEC | 11,495,826,030 | 12.07% | 2.03     |
| 9201 JAL     | 9,516,251,000  | 9.49%  | 1.19     |
| 6857 ADVNTST | 8,742,841,950  | 10.94% | 2.81     |
| 6502 TOSHIBA | 6,114,120,360  | 7.36%  | 3.31     |
| 1605 INPEX   | 5,566,262,740  | 14.23% | 3.35     |
| 6976 TAIYOYU | 5,332,648,840  | 10.48% | 4.75     |
| 4755 RAKUTEN | 4,196,916,300  | 10.54% | 2.30     |
| 6723 RENESAS | 4,125,984,520  | 8.49%  | 2.33     |
| 3436 SUMCO   | 3,880,723,760  | 4.39%  | 1.12     |
| 6701 NEC     | 3,626,143,750  | 10.59% | 4.07     |

### Small & Others

| Stock         | Turnover(JPY)  | Share  | PI (bps) |
|---------------|----------------|--------|----------|
| 8698 MONEX G  | 13,466,270,070 | 9.34%  | 2.19     |
| 2929 PHARMA F | 5,416,679,900  | 13.08% | 3.82     |
| 9603 H.I.S.   | 5,147,684,540  | 10.73% | 1.56     |
| 6699 DIA HD   | 2,343,920,050  | 9.21%  | 3.21     |
| 9424 JPN-COMM | 2,227,817,660  | 13.94% | 8.51     |
| 9519 RENOVA   | 2,224,867,350  | 10.92% | 4.94     |
| 3962 CHANGE   | 1,913,759,850  | 13.80% | 4.73     |
| 8918 LAND     | 1,748,541,440  | 28.64% | 343.25   |
| 6095 MEDPEER  | 1,597,493,310  | 13.92% | 4.85     |
| 6532 BAYCURNT | 1,589,499,890  | 6.93%  | 2.13     |

### Mothers

| Stock         | Turnover(JPY) | Share  | PI (bps) |
|---------------|---------------|--------|----------|
| 4477 BASE     | 5,901,462,000 | 9.22%  | 2.58     |
| 4385 MERCARI  | 3,965,374,600 | 13.88% | 6.95     |
| 4488 AIINSIDE | 3,246,758,500 | 7.93%  | 5.89     |
| 4485 JTOWER   | 2,209,581,200 | 14.67% | 4.12     |
| 6613 QDLASER  | 1,956,889,400 | 1.89%  | 6.59     |
| 3923 RAKUS    | 1,955,536,450 | 9.60%  | 1.88     |
| 3914 JIG-SAW  | 1,638,688,700 | 12.28% | 3.24     |
| 4563 ANGES    | 1,498,165,890 | 8.66%  | 2.48     |
| 4436 MINKABU  | 1,484,315,400 | 11.63% | 3.89     |
| 6182 ROZETTA  | 1,375,834,310 | 5.38%  | 2.13     |

### JASDAQ

| Stock         | Turnover(JPY) | Share  | PI (bps) |
|---------------|---------------|--------|----------|
| 2315 CAICA    | 7,494,855,160 | 26.31% | 49.95    |
| 4582 SYMBIO   | 2,579,285,670 | 10.62% | 2.47     |
| 6628 ONKYOHE  | 2,399,039,890 | 25.26% | 186.92   |
| 6890 FERROTEC | 1,920,756,700 | 11.21% | 2.88     |
| 2702 MCDNALD  | 1,572,025,410 | 13.82% | 5.37     |
| 2656 VECTOR   | 1,081,071,150 | 5.10%  | 4.91     |
| 2484 DEMAECAN | 1,005,946,420 | 9.52%  | 3.32     |
| 1407 WEST HD  | 677,815,290   | 11.08% | 4.13     |
| 6324 HARMONC  | 627,904,100   | 8.81%  | 4.26     |
| 3807 FISCO    | 605,131,740   | 11.34% | 8.52     |

### Second Section

| Stock         | Turnover(JPY) | Share  | PI (bps) |
|---------------|---------------|--------|----------|
| 9318 ASIADAVE | 3,400,901,620 | 19.59% | 143.61   |
| 3825 REMIX    | 3,327,427,260 | 13.66% | 11.14    |
| 6366 CHIYODA  | 872,033,500   | 11.41% | 7.12     |
| 3856 ABALANCE | 710,897,450   | 12.74% | 4.40     |
| 8789 FINTECH  | 586,491,710   | 14.11% | 37.51    |
| 2345 KUSHIM   | 412,000,610   | 15.10% | 4.01     |
| 2375 GIGWORKS | 404,751,090   | 9.99%  | 2.88     |
| 6897 TWNBIRD  | 374,551,090   | 7.90%  | 2.21     |
| 6391 KAJITEC  | 337,943,000   | 4.77%  | 6.04     |
| 6835 ALLIEDHD | 320,057,950   | 13.54% | 18.49    |

### ETFs & REITs

| Stock         | Turnover(JPY)  | Share  | PI (bps) |
|---------------|----------------|--------|----------|
| 1570 NFNKLV   | 78,480,795,265 | 11.18% | 6.27     |
| 1357 NFNKDOUB | 20,315,174,735 | 14.09% | 10.07    |
| 1458 RK 225LV | 16,660,013,978 | 14.30% | 2.13     |
| 1360 NKBEAR-2 | 7,476,373,356  | 19.64% | 3.58     |
| 1579 225 BULL | 5,935,862,750  | 15.06% | 5.77     |
| 1459 RK 225DI | 3,791,054,395  | 18.41% | 2.85     |
| 1552 VIXSHORT | 2,735,251,050  | 9.08%  | 3.51     |
| 1699 NFOIL    | 1,844,583,782  | 30.39% | 27.40    |
| 1321 NFNK225  | 1,844,069,346  | 4.49%  | 4.12     |
| 1671 WTI ETF  | 1,211,947,369  | 9.34%  | 2.44     |

## Top 10 Stocks by Market Share

### Topix 100

| Stock        | Share  | Turnover(JPY)  | PI (bps) |
|--------------|--------|----------------|----------|
| 9983 FASTRET | 14.04% | 36,229,952,900 | 0.45     |
| 9022 JR CENT | 13.82% | 7,687,518,400  | 0.33     |
| 9021 JR WEST | 11.40% | 4,254,955,420  | 0.53     |
| 2413 M3      | 10.69% | 11,114,154,180 | 0.49     |
| 9202 ANA     | 10.47% | 8,126,062,990  | 0.88     |
| 9020 JR EAST | 10.33% | 4,629,859,280  | 0.47     |
| 8267 AEON    | 9.59%  | 4,182,345,750  | 0.79     |
| 6594 NIDEC   | 9.42%  | 10,320,693,300 | 0.46     |
| 6758 SONY    | 9.26%  | 17,564,088,090 | 0.54     |
| 7974 NINTEND | 8.84%  | 28,614,610,800 | 0.43     |

### Nikkei 225

| Stock         | Share  | Turnover(JPY)  | PI (bps) |
|---------------|--------|----------------|----------|
| 6674 GSYUASA  | 14.71% | 816,130,000    | 6.91     |
| 1605 INPEX    | 14.23% | 5,566,262,740  | 3.35     |
| 9983 FASTRET  | 14.04% | 36,229,952,900 | 0.45     |
| 9022 JR CENT  | 13.82% | 7,687,518,400  | 0.33     |
| 9412 SKYPER J | 13.04% | 414,758,210    | 6.15     |
| 4751 CYBER A  | 12.07% | 2,536,062,000  | 3.88     |
| 9501 TEPCOHD  | 11.90% | 2,756,898,780  | 7.54     |
| 7762 CITIZEN  | 11.82% | 349,315,720    | 7.67     |
| 6506 YASKAWA  | 11.78% | 2,802,382,000  | 5.87     |
| 9021 JR WEST  | 11.40% | 4,254,955,420  | 0.53     |

### Topix Mid400

| Stock         | Share  | Turnover(JPY) | PI (bps) |
|---------------|--------|---------------|----------|
| 8184 SIMACHU  | 24.00% | 327,842,800   | 7.25     |
| 8410 SEVEN BK | 17.16% | 1,209,854,010 | 13.91    |
| 6674 GSYUASA  | 14.71% | 816,130,000   | 6.91     |
| 8359 82-BANK  | 14.53% | 178,924,050   | 9.84     |
| 1605 INPEX    | 14.23% | 5,566,262,740 | 3.35     |
| 9831 YAMADAHD | 13.34% | 952,486,790   | 5.65     |
| 8334 GUNMABK  | 12.96% | 241,395,190   | 8.65     |
| 8572 ACOM     | 12.85% | 282,523,400   | 5.89     |
| 8473 SBI      | 12.82% | 2,129,386,510 | 3.97     |
| 7240 NOK      | 12.35% | 441,332,550   | 2.29     |

### Small & Others

| Stock         | Share  | Turnover(JPY) | PI (bps) |
|---------------|--------|---------------|----------|
| 8918 LAND     | 28.64% | 1,748,541,440 | 343.25   |
| 6740 JDI      | 27.05% | 111,260,370   | 70.56    |
| 6077 N FIELD  | 22.58% | 701,900,100   | 2.74     |
| 2398 TSUKUIHD | 20.31% | 961,241,610   | 4.55     |
| 7816 SNOWPEAK | 16.73% | 1,446,732,080 | 4.78     |
| 3315 NIP-COKE | 15.60% | 161,006,400   | 22.51    |
| 6844 S-DENGN  | 15.45% | 209,709,700   | 10.40    |
| 8848 LEOPC21  | 15.42% | 350,101,140   | 22.42    |
| 3903 GUMI     | 14.87% | 532,384,770   | 3.63     |
| 8616 TT-FHD   | 14.83% | 353,632,800   | 7.77     |

### Mothers

| Stock        | Share  | Turnover(JPY) | PI (bps) |
|--------------|--------|---------------|----------|
| 2370 MEDINET | 19.33% | 422,796,670   | 44.13    |
| 3911 AIMING  | 18.34% | 484,943,380   | 5.89     |
| 2385 SOIKEN  | 17.04% | 203,203,900   | 5.67     |
| 3993 PKSHA   | 15.88% | 1,043,402,100 | 4.31     |
| 4597 SOLASIA | 14.93% | 570,672,110   | 13.76    |
| 4485 JTOWER  | 14.67% | 2,209,581,200 | 4.12     |
| 4308 JSTREAM | 14.32% | 685,202,400   | 3.58     |
| 4586 MEDRX   | 13.93% | 137,354,950   | 9.74     |
| 4385 MERCARI | 13.88% | 3,965,374,600 | 6.95     |
| 2586 FRUTA   | 13.62% | 300,755,770   | 9.14     |

### JASDAQ

| Stock         | Share  | Turnover(JPY) | PI (bps) |
|---------------|--------|---------------|----------|
| 9973 KOZOSUSI | 29.40% | 314,729,410   | 66.40    |
| 2315 CAICA    | 26.31% | 7,494,855,160 | 49.95    |
| 6628 ONKYOHE  | 25.26% | 2,399,039,890 | 186.92   |
| 3777 FHTHD    | 22.71% | 313,786,100   | 157.45   |
| 2330 FORSIDE  | 18.03% | 123,050,690   | 22.17    |
| 3776 BB-TOWER | 17.62% | 311,856,840   | 9.79     |
| 4978 REPROCEL | 17.15% | 235,002,340   | 6.16     |
| 7610 TAY TWO  | 16.55% | 105,124,220   | 26.92    |
| 2303 DAWN     | 14.84% | 120,900,800   | 6.81     |
| 4293 SEPTENHD | 14.63% | 270,197,380   | 6.18     |

### Second Section

| Stock         | Share  | Turnover(JPY) | PI (bps) |
|---------------|--------|---------------|----------|
| 1491 CHUGAIM  | 29.45% | 137,421,780   | 122.16   |
| 8894 REVOLUTI | 26.23% | 174,177,850   | 93.33    |
| 1757 CREA HD  | 22.88% | 271,722,980   | 31.35    |
| 6731 PIXELA   | 19.85% | 162,851,080   | 120.42   |
| 9318 ASIADAVE | 19.59% | 3,400,901,620 | 143.61   |
| 3528 PROSPECT | 15.95% | 131,724,470   | 77.54    |
| 2345 KUSHIM   | 15.10% | 412,000,610   | 4.01     |
| 8789 FINTECH  | 14.11% | 586,491,710   | 37.51    |
| 3825 REMIX    | 13.66% | 3,327,427,260 | 11.14    |
| 6835 ALLIEDHD | 13.54% | 320,057,950   | 18.49    |

### ETFs & REITs

| Stock         | Share  | Turnover(JPY)  | PI (bps) |
|---------------|--------|----------------|----------|
| 1699 NFOIL    | 30.39% | 1,844,583,782  | 27.40    |
| 1360 NKBEAR-2 | 19.64% | 7,476,373,356  | 3.58     |
| 1459 RK 225DI | 18.41% | 3,791,054,395  | 2.85     |
| 1579 225 BULL | 15.06% | 5,935,862,750  | 5.77     |
| 1356 TPXBEAR2 | 14.54% | 469,685,419    | 3.16     |
| 1458 RK 225LV | 14.30% | 16,660,013,978 | 2.13     |
| 1540 JPP GLD  | 14.15% | 650,311,910    | 5.32     |
| 1357 NFNKDOUB | 14.09% | 20,315,174,735 | 10.07    |
| 3468 STARASIA | 13.19% | 145,340,060    | 5.55     |
| 1365 DW 225LV | 11.96% | 1,211,017,559  | 2.83     |

## Top 10 Stocks by PI

### Topix 100

| Stock         | PI (bps) | Turnover(JPY) | Share |
|---------------|----------|---------------|-------|
| 8308 RESONA   | 2.40     | 470,574,200   | 2.06% |
| 5020 ENEOS    | 2.35     | 1,237,626,800 | 3.40% |
| 8601 DAIWASG  | 2.27     | 251,262,690   | 2.91% |
| 7201 NISSAN   | 2.08     | 1,674,585,340 | 5.37% |
| 4689 ZHD      | 1.98     | 1,267,783,500 | 3.47% |
| 8306 MUFG     | 1.87     | 5,525,690,590 | 3.78% |
| 3402 TORAY    | 1.87     | 352,016,530   | 2.57% |
| 8604 NOMRAHD  | 1.77     | 326,304,840   | 1.42% |
| 4188 MTBCM HD | 1.67     | 696,143,970   | 3.30% |
| 8002 MARBENI  | 1.65     | 845,105,950   | 3.35% |

### Nikkei 225

| Stock         | PI (bps) | Turnover(JPY) | Share  |
|---------------|----------|---------------|--------|
| 2768 SOJITZ   | 10.49    | 1,539,587,240 | 11.16% |
| 7211 MMC      | 9.61     | 2,841,541,010 | 10.57% |
| 6472 NTN      | 9.32     | 859,829,670   | 10.48% |
| 7762 CITIZEN  | 7.67     | 349,315,720   | 11.82% |
| 9501 TEPCOHD  | 7.54     | 2,756,898,780 | 11.90% |
| 7186 CONCRDIA | 7.08     | 535,083,410   | 10.40% |
| 6674 GSYUASA  | 6.91     | 816,130,000   | 14.71% |
| 9412 SKYPER J | 6.15     | 414,758,210   | 13.04% |
| 6506 YASKAWA  | 5.87     | 2,802,382,000 | 11.78% |
| 7003 MTI E&S  | 5.83     | 488,833,590   | 9.07%  |

### Topix Mid400

| Stock         | PI (bps) | Turnover(JPY) | Share  |
|---------------|----------|---------------|--------|
| 8410 SEVEN BK | 13.91    | 1,209,854,010 | 17.16% |
| 7167 MEBUKIFG | 12.45    | 824,320,540   | 12.31% |
| 2768 SOJITZ   | 10.49    | 1,539,587,240 | 11.16% |
| 8359 82-BANK  | 9.84     | 178,924,050   | 14.53% |
| 7211 MMC      | 9.61     | 2,841,541,010 | 10.57% |
| 6472 NTN      | 9.32     | 859,829,670   | 10.48% |
| 8334 GUNMABK  | 8.65     | 241,395,190   | 12.96% |
| 9501 TEPCOHD  | 7.54     | 2,756,898,780 | 11.90% |
| 8184 SIMACHU  | 7.25     | 327,842,800   | 24.00% |
| 4530 HISAMTU  | 7.20     | 165,299,150   | 6.02%  |

### Small & Others

| Stock         | PI (bps) | Turnover(JPY) | Share  |
|---------------|----------|---------------|--------|
| 8918 LAND     | 343.25   | 1,748,541,440 | 28.64% |
| 6740 JDI      | 70.56    | 111,260,370   | 27.05% |
| 3315 NIP-COKE | 22.51    | 161,006,400   | 15.60% |
| 8848 LEOPC21  | 22.42    | 350,101,140   | 15.42% |
| 1514 SUMISEKI | 16.97    | 181,219,020   | 14.42% |
| 8585 OR.CORP  | 16.34    | 281,825,560   | 10.50% |
| 7527 SYSSOFT  | 15.53    | 211,300,470   | 9.61%  |
| 8714 SENSUIK  | 15.17    | 139,597,060   | 11.51% |
| 6632 JVCKW    | 14.96    | 128,139,590   | 9.78%  |
| 7238 AKEBONO  | 14.61    | 196,467,670   | 14.03% |

### Mothers

| Stock         | PI (bps) | Turnover(JPY) | Share  |
|---------------|----------|---------------|--------|
| 2370 MEDINET  | 44.13    | 422,796,670   | 19.33% |
| 4173 WACUL    | 34.78    | 570,860,700   | 2.46%  |
| 7078 INC      | 31.31    | 556,802,090   | 5.67%  |
| 4564 OTS      | 17.78    | 117,740,070   | 10.52% |
| 7092 FFJ      | 17.63    | 242,346,500   | 5.36%  |
| 4597 SOLASIA  | 13.76    | 570,672,110   | 14.93% |
| 4167 KOKOPELI | 13.46    | 159,521,700   | 5.23%  |
| 6181 TAMENY   | 12.72    | 111,365,600   | 10.07% |
| 4431 SMAREGI  | 10.72    | 125,594,650   | 7.12%  |
| 4586 MEDRX    | 9.74     | 137,354,950   | 13.93% |

### JASDAQ

| Stock         | PI (bps) | Turnover(JPY) | Share  |
|---------------|----------|---------------|--------|
| 6628 ONKYOHE  | 186.92   | 2,399,039,890 | 25.26% |
| 3777 FHTHD    | 157.45   | 313,786,100   | 22.71% |
| 9973 KOZOSUSI | 66.40    | 314,729,410   | 29.40% |
| 2315 CAICA    | 49.95    | 7,494,855,160 | 26.31% |
| 7610 TAY TWO  | 26.92    | 105,124,220   | 16.55% |
| 3323 RECOMM   | 22.72    | 116,297,260   | 12.56% |
| 2330 FORSIDE  | 22.17    | 123,050,690   | 18.03% |
| 4885 MUROMACH | 18.87    | 107,119,710   | 0.92%  |
| 4764 NEXUSB   | 10.89    | 345,057,100   | 10.20% |
| 9263 VISIONAR | 9.80     | 111,372,800   | 10.54% |

### Second Section

| Stock          | PI (bps) | Turnover(JPY) | Share  |
|----------------|----------|---------------|--------|
| 9318 ASIADVEVE | 143.61   | 3,400,901,620 | 19.59% |
| 1491 CHUGAIM   | 122.16   | 137,421,780   | 29.45% |
| 6731 PIXELA    | 120.42   | 162,851,080   | 19.85% |
| 8894 REVOLUTI  | 93.33    | 174,177,850   | 26.23% |
| 3528 PROSPECT  | 77.54    | 131,724,470   | 15.95% |
| 8789 FINTECH   | 37.51    | 586,491,710   | 14.11% |
| 1757 CREA HD   | 31.35    | 271,722,980   | 22.88% |
| 6835 ALLIEDHD  | 18.49    | 320,057,950   | 13.54% |
| 5690 REVERHD   | 16.52    | 196,398,630   | 5.38%  |
| 7254 UNIVANCE  | 11.71    | 108,100,080   | 6.59%  |

### ETFs & REITs

| Stock         | PI (bps) | Turnover(JPY)  | Share  |
|---------------|----------|----------------|--------|
| 1699 NFOIL    | 27.40    | 1,844,583,782  | 30.39% |
| 1615 NFBANKS  | 18.43    | 201,758,370    | 9.57%  |
| 1357 NFNKDOUB | 10.07    | 20,315,174,735 | 14.09% |
| 1570 NFNKLV   | 6.27     | 78,480,795,265 | 11.18% |
| 1579 225 BULL | 5.77     | 5,935,862,750  | 15.06% |
| 1320 ETF225   | 5.67     | 357,976,321    | 3.06%  |
| 3468 STARASIA | 5.55     | 145,340,060    | 13.19% |
| 1540 JPP GLD  | 5.32     | 650,311,910    | 14.15% |
| 1571 NFNKIV   | 5.15     | 130,771,115    | 4.66%  |
| 3471 MITSUILP | 4.53     | 293,004,000    | 5.82%  |