

Market Report for the Week of March 01, 2021

Daily Averages

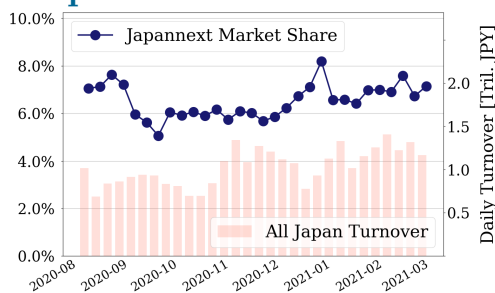
Universe	Turnover(JPY)	Volume	Share	PI (bps)	Symbols
All Market	239,741,302,733	196,204,163	7.91 %	4.14	3355
Topix100	83,409,295,148	18,009,480	7.14 %	0.62	99
Nikkei 225	97,779,661,118	40,510,680	7.17 %	1.57	225
TopixMid400	59,113,615,832	33,623,720	7.51 %	3.43	399
Small & Others	31,467,793,430	45,625,280	8.11 %	5.70	1614
Mothers & Jasdaq	23,194,435,262	47,872,100	8.77 %	12.82	806
ETFs & REITs	39,324,225,817	20,558,683	10.11 %	6.16	125

All Market
7.9 %

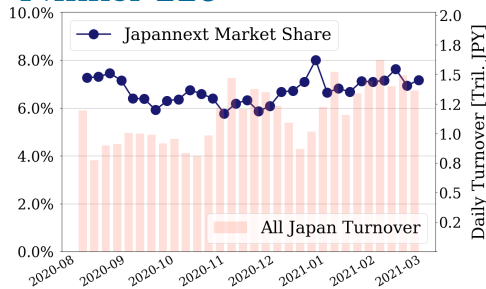
Topix 100
7.1 %

Nikkei 225
7.2 %

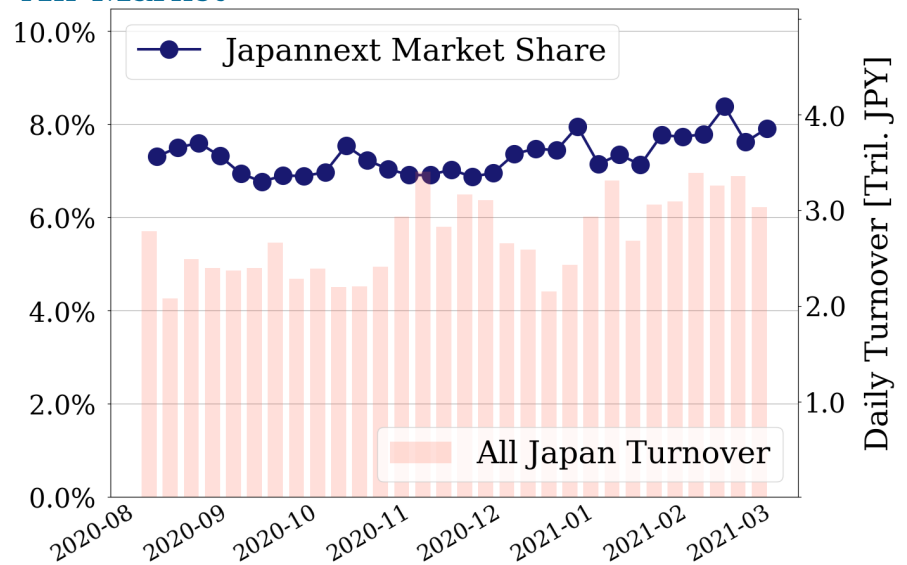
Topix 100



Nikkei 225



All Market



Top Stocks by Turnover

Stock	Turnover(JPY)	Share	PI (bps)
1570 NFNKLV	92,655,496,240	11.74%	6.88
9984 SOFTBNKG	60,392,237,650	9.70%	0.41
9983 FASTRET	54,447,391,100	13.28%	0.46
7974 NINTEND	31,202,448,200	11.56%	0.46
1357 NFNKDOUB	28,904,392,363	13.40%	10.24

Top Stocks by Market Share

Stock	Turnover(JPY)	Share	PI (bps)
6077 N FIELD	1,259,981,620	41.01%	3.12
8918 LAND	737,298,880	32.95%	438.09
9758 JAPSYTM	119,865,910	32.45%	6.07
2398 TSUKUIHD	896,170,840	30.17%	3.31
6628 ONKYOHE	1,298,822,650	28.72%	250.00

Top Stocks by Price Improvement

Stock	Turnover(JPY)	Share	PI (bps)
8918 LAND	737,298,880	32.95%	438.09
6628 ONKYOHE	1,298,822,650	28.72%	250.00
9318 ASIADAVE	1,863,323,700	24.31%	196.51
3777 FHTHD	104,319,200	24.38%	187.41
6731 PIXELA	110,579,110	20.30%	131.62

Top Stocks by Savings

Stock	Turnover(JPY)	Share	Savings
1570 NFNKLV	92,655,496,240	11.74%	49,966,935
9318 ASIADAVE	1,863,323,700	24.31%	24,502,410
8918 LAND	737,298,880	32.95%	24,015,570
1357 NFNKDOUB	28,904,392,363	13.40%	23,126,792
6628 ONKYOHE	1,298,822,650	28.72%	21,155,290

- ▶ Analysis is based on Japannext and Refinitiv data. Small & Others = First Section - TPX500.
- ▶ All Japan Turnover = Japannext (J+X+U+N) + TSE (excl. Tostnet) + Chi-X (excl. Chi-Match, Chi-Select).
Market Share = Japannext turnover / All Japan Turnover.
- ▶ Opening and Closing auction trades on the TSE are excluded from calculations.
- ▶ Price Improvement (PI) and Savings (PI*volume) are calculated by comparing the execution price against the primary market's best bid for each sell or best offer for each buy at the point of execution from the taker's perspective. Reported PI is a value-weighted average. Names with weekly traded value less than 100,000,000 JPY are excluded from the rankings tables.

Top 10 Stocks by Turnover

Topix 100

Stock	Turnover(JPY)	Share	PI (bps)
9984 SOFTBNKG	60,392,237,650	9.70%	0.41
9983 FASTRET	54,447,391,100	13.28%	0.46
7974 NINTEND	31,202,448,200	11.56%	0.46
6758 SONY	18,458,498,090	8.15%	0.54
8035 TKOELCN	18,204,136,630	10.13%	0.25
6594 NIDEC	14,091,678,230	10.63%	0.49
2413 M3	10,359,933,580	10.14%	0.61
6861 KEYENCE	10,186,107,670	5.97%	0.70
6981 MURATA	9,709,138,050	8.91%	0.42
4502 TAKEDAP	9,565,119,140	8.04%	0.78

Nikkei 225

Stock	Turnover(JPY)	Share	PI (bps)
9984 SOFTBNKG	60,392,237,650	9.70%	0.41
9983 FASTRET	54,447,391,100	13.28%	0.46
6758 SONY	18,458,498,090	8.15%	0.54
8035 TKOELCN	18,204,136,630	10.13%	0.25
2413 M3	10,359,933,580	10.14%	0.61
4502 TAKEDAP	9,565,119,140	8.04%	0.78
7203 TOYOTA	8,867,265,610	5.78%	0.39
6857 ADVNTST	8,415,999,160	11.28%	2.88
8316 SMFG	7,748,723,000	7.05%	0.80
1605 INPEX	6,476,026,970	13.94%	3.52

Topix Mid400

Stock	Turnover(JPY)	Share	PI (bps)
6920 LASRTEC	12,921,664,140	13.09%	1.97
9201 JAL	9,287,471,950	10.40%	1.22
6857 ADVNTST	8,415,999,160	11.28%	2.88
1605 INPEX	6,476,026,970	13.94%	3.52
6723 RENESAS	5,401,889,440	9.37%	2.38
6976 TAIYOYU	5,274,325,830	10.56%	4.84
6502 TOSHIBA	5,228,142,340	8.88%	3.41
3436 SUMCO	4,847,294,180	5.66%	1.13
9613 NTTDATA	4,845,992,020	7.10%	1.43
3563 SUSHIROG	3,888,786,930	8.76%	3.85

Small & Others

Stock	Turnover(JPY)	Share	PI (bps)
8698 MONEX G	16,998,244,810	11.60%	2.48
7004 HIT-ZOS	5,896,197,500	10.59%	3.38
2929 PHARMA F	4,311,376,490	9.13%	2.83
9603 H.I.S.	3,939,739,470	10.13%	1.47
9424 JPN-COMM	2,878,112,790	13.72%	8.60
9519 RENOVA	2,747,380,800	11.88%	4.69
6699 DIA HD	2,037,897,230	11.15%	2.33
6095 MEDPEER	1,804,101,000	11.90%	5.29
6532 BAYCURNT	1,592,632,000	8.16%	2.29
3681 V-CUBE	1,587,852,400	8.08%	1.64

Mothers

Stock	Turnover(JPY)	Share	PI (bps)
4175 COLY	10,007,848,900	5.49%	5.27
4385 MERCARI	7,870,285,400	14.43%	7.10
4477 BASE	6,535,333,900	12.54%	3.27
4485 JTOWER	2,623,552,200	14.64%	4.42
3914 JIG-SAW	2,353,096,600	16.21%	5.63
6613 QDLASER	2,265,998,820	3.82%	3.23
6182 ROZETTA	2,081,588,430	10.15%	1.55
4488 AIINSIDE	1,856,877,000	6.88%	9.89
4436 MINKABU	1,818,459,450	13.62%	4.25
3689 IGNIS	1,633,091,590	8.70%	2.09

JASDAQ

Stock	Turnover(JPY)	Share	PI (bps)
4885 MUROMACH	5,432,726,560	5.20%	3.36
2315 CAICA	3,012,197,010	27.66%	60.98
3891 KODOSHI	2,108,057,940	14.33%	5.34
2702 MCDNALD	2,020,937,200	13.23%	6.11
4174 APPIRITS	1,977,102,550	8.43%	8.15
2484 DEMAECAN	1,770,650,230	8.62%	3.25
9973 KOZOSUSI	1,759,914,030	23.37%	46.81
4582 SYMBIO	1,661,463,250	8.43%	3.03
6890 FERROTEC	1,464,401,010	10.05%	2.46
6628 ONKYOHE	1,298,822,650	28.72%	250.00

Second Section

Stock	Turnover(JPY)	Share	PI (bps)
6366 CHIYODA	2,666,570,250	10.65%	5.49
9318 ASIADAVE	1,863,323,700	24.31%	196.51
3825 REMIX	1,718,455,880	17.88%	15.90
2375 GIGWORKS	1,134,185,850	15.57%	5.24
3856 ABALANCE	638,079,750	10.15%	4.05
6778 ARTIZA	456,385,160	7.82%	2.29
7412 ATOM	444,466,160	7.65%	3.27
6391 KAJITEC	411,413,600	7.87%	5.76
7254 UNIVANCE	387,745,240	5.69%	13.06
6835 ALLIEDHD	381,211,920	11.40%	17.00

ETFs & REITs

Stock	Turnover(JPY)	Share	PI (bps)
1570 NFNKLV	92,655,496,240	11.74%	6.88
1357 NFNKDOUB	28,904,392,363	13.40%	10.24
1458 RK 225LV	21,227,197,501	19.64%	2.17
1360 NKBEAR-2	8,637,008,920	16.13%	3.38
1579 225 BULL	6,067,474,720	7.82%	3.51
1459 RK 225DI	4,774,950,629	16.08%	2.69
1321 NFNK225	3,208,248,712	5.44%	3.15
1552 VIXSHORT	2,947,536,240	8.77%	3.81
1671 WTI ETF	2,905,390,049	11.70%	2.37
1365 DW 225LV	2,261,151,331	17.44%	2.38

Top 10 Stocks by Market Share

Topix 100

Stock	Share	Turnover(JPY)	PI (bps)
9983 FASTRET	13.28%	54,447,391,100	0.46
7974 NINTEND	11.56%	31,202,448,200	0.46
6594 NIDEC	10.63%	14,091,678,230	0.49
9022 JR CENT	10.53%	4,948,646,950	0.33
9202 ANA	10.48%	5,169,089,580	0.87
2413 M3	10.14%	10,359,933,580	0.61
8035 TKOELCN	10.13%	18,204,136,630	0.25
9984 SOFTBNKG	9.70%	60,392,237,650	0.41
9020 JR EAST	9.15%	4,436,221,920	0.50
6981 MURATA	8.91%	9,709,138,050	0.42

Nikkei 225

Stock	Share	Turnover(JPY)	PI (bps)
1605 INPEX	13.94%	6,476,026,970	3.52
9983 FASTRET	13.28%	54,447,391,100	0.46
9101 NYKLINE	12.80%	3,792,331,990	3.73
6506 YASKAWA	12.52%	3,657,813,850	6.40
4751 CYBER A	12.18%	3,064,938,110	4.03
1332 NISSUI	12.12%	623,049,630	5.58
6674 GSYUASA	11.85%	688,219,750	8.30
9501 TEPCOHD	11.77%	3,729,729,160	7.75
7762 CITIZEN	11.44%	583,446,930	8.17
4755 RAKUTEN	11.42%	3,330,390,520	2.36

Topix Mid400

Stock	Share	Turnover(JPY)	PI (bps)
8184 SIMACHU	16.46%	206,711,600	6.99
8410 SEVEN BK	16.05%	1,442,979,870	14.50
8359 82-BANK	15.19%	213,360,400	8.56
9627 AIN HD	14.92%	441,000,080	8.35
4552 JCR	14.07%	2,574,533,480	4.10
1605 INPEX	13.94%	6,476,026,970	3.52
9831 YAMADAHD	13.55%	1,143,203,920	6.01
6920 LASRTEC	13.09%	12,921,664,140	1.97
9101 NYKLINE	12.80%	3,792,331,990	3.73
6506 YASKAWA	12.52%	3,657,813,850	6.40

Small & Others

Stock	Share	Turnover(JPY)	PI (bps)
6077 N FIELD	41.01%	1,259,981,620	3.12
8918 LAND	32.95%	737,298,880	438.09
2398 TSUKUIHD	30.17%	896,170,840	3.31
3408 SAKAIOX	21.90%	572,464,410	0.89
3315 NIP-COKE	17.69%	155,183,340	23.20
6328 EBARA J	15.44%	150,129,800	3.76
2353 NP-PARK	15.42%	102,748,570	18.70
8848 LEOPC21	15.41%	357,160,710	21.71
8585 OR.CORP	14.90%	432,681,420	19.38
3696 CERES	13.77%	1,523,840,640	4.03

Mothers

Stock	Share	Turnover(JPY)	PI (bps)
2370 MEDINET	21.61%	228,367,770	51.34
4591 RIBOMIC	16.72%	154,240,920	8.29
3911 AIMING	16.63%	342,344,620	5.71
3914 JIG-SAW	16.21%	2,353,096,600	5.63
4597 SOLASIA	16.18%	770,216,450	15.09
2586 FRUTA	15.15%	216,841,640	8.66
4586 MEDRX	15.14%	185,364,040	10.11
4480 MEDLEY	15.08%	1,116,450,650	4.66
4056 NEURAL	14.68%	1,117,525,200	4.37
4485 JTOWER	14.64%	2,623,552,200	4.42

JASDAQ

Stock	Share	Turnover(JPY)	PI (bps)
9758 JAPSYTM	32.45%	119,865,910	6.07
6628 ONKYOHE	28.72%	1,298,822,650	250.00
2315 CAICA	27.66%	3,012,197,010	60.98
3777 FHTHD	24.38%	104,319,200	187.41
9973 KOZOSUSI	23.37%	1,759,914,030	46.81
7071 AMVIS	19.96%	1,208,237,900	4.64
9707 UNIMATRC	19.90%	219,316,790	2.14
4978 REPROCEL	17.36%	276,226,920	7.38
7610 TAY TWO	16.33%	110,784,620	28.56
2303 DAWN	16.03%	217,364,590	4.95

Second Section

Stock	Share	Turnover(JPY)	PI (bps)
3528 PROSPECT	26.18%	160,112,990	87.72
1491 CHUGAIM	25.30%	128,002,080	116.58
8894 REVOLUTI	24.34%	346,559,760	88.11
9318 ASIADAVE	24.31%	1,863,323,700	196.51
6731 PIXELA	20.30%	110,579,110	131.62
3825 REMIX	17.88%	1,718,455,880	15.90
8789 FINTECH	17.11%	121,517,310	43.55
1757 CREA HD	15.59%	143,895,820	36.58
2375 GIGWORKS	15.57%	1,134,185,850	5.24
3071 STREAM	14.36%	110,573,020	11.61

ETFs & REITs

Stock	Share	Turnover(JPY)	PI (bps)
1458 RK 225LV	19.64%	21,227,197,501	2.17
1540 JPP GLD	19.17%	1,281,932,950	5.21
1699 NFOIL	18.66%	2,021,881,106	28.77
1356 TPXBEAR2	17.55%	518,287,250	3.67
1365 DW 225LV	17.44%	2,261,151,331	2.38
1360 NKBEAR-2	16.13%	8,637,008,920	3.38
1459 RK 225DI	16.08%	4,774,950,629	2.69
1580 225 BEAR	15.09%	160,192,176	1.96
1357 NFNKDOUB	13.40%	28,904,392,363	10.24
1570 NFNKLV	11.74%	92,655,496,240	6.88

Top 10 Stocks by PI

Topix 100

Stock	PI (bps)	Turnover(JPY)	Share
8308 RESONA	2.46	611,531,500	3.05%
8601 DAIWASG	2.31	381,462,740	3.96%
5020 ENEOS	2.28	1,666,873,880	3.23%
7201 NISSAN	2.14	1,893,556,230	4.76%
4689 ZHD	2.12	4,078,269,180	4.57%
3402 TORAY	1.89	550,082,020	3.24%
8306 MUFG	1.80	5,224,083,600	3.54%
8604 NOMRAHD	1.78	400,572,690	1.38%
3382 7&I-HD	1.77	2,516,715,130	8.44%
4188 MTBCM HD	1.64	936,547,020	3.64%

Nikkei 225

Stock	PI (bps)	Turnover(JPY)	Share
2768 SOJITZ	10.13	1,755,893,450	10.13%
7211 MMC	9.66	3,637,638,330	10.04%
6472 NTN	9.51	957,526,860	10.32%
6674 GSYUASA	8.30	688,219,750	11.85%
7762 CITIZEN	8.17	583,446,930	11.44%
9501 TEPCOHD	7.75	3,729,729,160	11.77%
7186 CONCRDIA	7.26	516,843,220	10.09%
6506 YASKAWA	6.40	3,657,813,850	12.52%
6103 OKUMA	5.91	261,801,490	8.67%
1332 NISSUI	5.58	623,049,630	12.12%

Topix Mid400

Stock	PI (bps)	Turnover(JPY)	Share
8410 SEVEN BK	14.50	1,442,979,870	16.05%
7167 MEBUKIFG	12.71	959,386,770	11.25%
2768 SOJITZ	10.13	1,755,893,450	10.13%
7211 MMC	9.66	3,637,638,330	10.04%
6472 NTN	9.51	957,526,860	10.32%
8334 GUNMABK	8.76	161,657,060	10.06%
8359 82-BANK	8.56	213,360,400	15.19%
9627 AIN HD	8.35	441,000,080	14.92%
6674 GSYUASA	8.30	688,219,750	11.85%
9501 TEPCOHD	7.75	3,729,729,160	11.77%

Small & Others

Stock	PI (bps)	Turnover(JPY)	Share
8918 LAND	438.09	737,298,880	32.95%
6740 JDI	76.30	129,690,700	13.63%
3315 NIP-COKE	23.20	155,183,340	17.69%
8848 LEOPC21	21.71	357,160,710	15.41%
8585 OR.CORP	19.38	432,681,420	14.90%
2353 NP-PARK	18.70	102,748,570	15.42%
8524 NORTHPBK	17.00	155,640,680	12.02%
8714 SENSUIK	16.29	225,532,720	11.94%
6803 TEAC	14.91	244,971,870	11.75%
7527 SYSSOFT	14.12	771,439,550	13.05%

Mothers

Stock	PI (bps)	Turnover(JPY)	Share
2370 MEDINET	51.34	228,367,770	21.61%
7353 KIYO	19.94	196,201,800	9.92%
4169 ENCHANGE	19.91	224,422,100	7.22%
4564 OTS	19.84	223,110,620	13.28%
7078 INC	15.42	1,138,102,900	8.15%
4597 SOLASIA	15.09	770,216,450	16.18%
6181 TAMENY	13.64	111,013,840	14.34%
4011 HEADWATR	13.63	163,049,000	6.02%
4497 LOCOGUID	13.20	129,999,600	5.22%
9271 WAGOKORO	10.45	120,585,670	4.49%

JASDAQ

Stock	PI (bps)	Turnover(JPY)	Share
6628 ONKYOHE	250.00	1,298,822,650	28.72%
3777 FHTHD	187.41	104,319,200	24.38%
2315 CAICA	60.98	3,012,197,010	27.66%
9973 KOZOSUSI	46.81	1,759,914,030	23.37%
7610 TAY TWO	28.56	110,784,620	16.33%
3807 FISCO	12.58	334,283,940	14.93%
8186 OTSUKA	12.53	116,681,020	13.93%
8256 MARUMIT	12.45	113,710,990	12.69%
4764 NEXUSB	12.34	293,922,300	13.23%
3776 BB-TOWER	9.41	242,519,630	14.70%

Second Section

Stock	PI (bps)	Turnover(JPY)	Share
9318 ASIADAVE	196.51	1,863,323,700	24.31%
6731 PIXELA	131.62	110,579,110	20.30%
1491 CHUGAIM	116.58	128,002,080	25.30%
8894 REVOLUTI	88.11	346,559,760	24.34%
3528 PROSPECT	87.72	160,112,990	26.18%
8789 FINTECH	43.55	121,517,310	17.11%
1757 CREA HD	36.58	143,895,820	15.59%
6016 JPNENGIN	21.61	103,970,390	13.27%
6835 ALLIEDHD	17.00	381,211,920	11.40%
3825 REMIX	15.90	1,718,455,880	17.88%

ETFs & REITs

Stock	PI (bps)	Turnover(JPY)	Share
1699 NFOIL	28.77	2,021,881,106	18.66%
1615 NFBANKS	22.31	225,823,120	7.69%
1357 NFNKDOUB	10.24	28,904,392,363	13.40%
3478 MORITRSH	9.62	102,177,380	9.27%
1570 NFNKLV	6.88	92,655,496,240	11.74%
1540 JPP GLD	5.21	1,281,932,950	19.17%
3468 STARASIA	4.93	123,971,040	10.52%
3287 HOSINORR	4.85	356,559,500	8.52%
3226 ACCOMMO	4.80	312,339,500	7.76%
8985 JHR	4.55	730,989,700	8.07%