

## Market Report for the Week of March 08, 2021

### Daily Averages

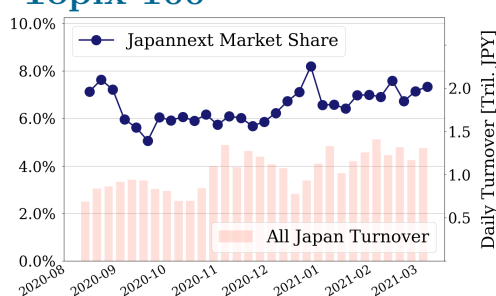
Universe	Turnover(JPY)	Volume	Share	PI (bps)	Symbols
All Market	251,809,515,035	194,154,468	7.94 %	3.71	3399
Topix100	95,727,255,568	22,543,160	7.34 %	0.66	99
Nikkei 225	111,411,563,440	50,119,980	7.28 %	1.64	225
TopixMid400	64,503,931,346	40,417,180	7.46 %	3.52	398
Small & Others	30,952,647,354	36,458,120	7.79 %	4.51	1629
Mothers & Jasdaq	23,728,624,672	33,092,180	10.96 %	11.69	817
ETFs & REITs	33,436,507,149	19,480,328	9.38 %	6.29	128

All Market  
**7.9 %**

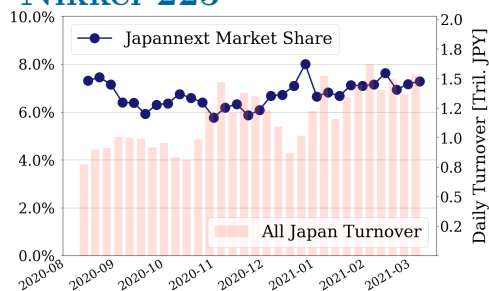
Topix 100  
**7.3 %**

Nikkei 225  
**7.3 %**

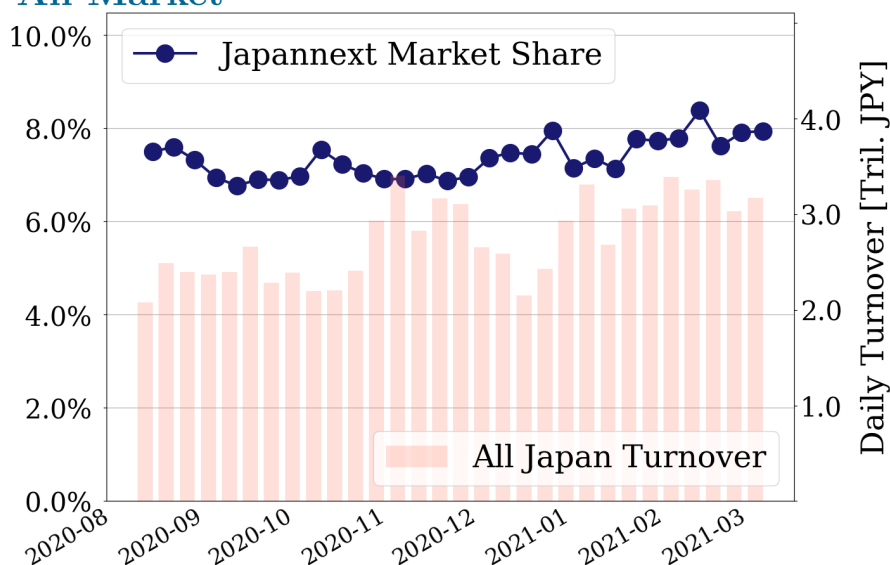
### Topix 100



### Nikkei 225



### All Market



### Top Stocks by Turnover

Stock	Turnover(JPY)	Share	PI (bps)
1570 NFNKLV	81,701,912,060	11.13%	6.64
9984 SOFTBNKG	65,131,757,870	9.26%	0.42
9983 FASTRET	47,871,274,800	14.25%	0.46
7974 NINTEND	35,707,846,300	12.10%	0.54
1357 NFNKDOUB	28,163,877,213	13.58%	10.36

### Top Stocks by Market Share

Stock	Turnover(JPY)	Share	PI (bps)
3976 SHANON	103,017,290	42.47%	2.05
6628 ONKYOHE	505,080,190	38.88%	287.95
8918 LAND	230,107,130	38.29%	501.41
6077 N FIELD	1,023,416,730	37.08%	3.22
3689 IGNIS	8,805,694,530	35.68%	1.21

### Top Stocks by Price Improvement

Stock	Turnover(JPY)	Share	PI (bps)
8918 LAND	230,107,130	38.29%	501.41
6628 ONKYOHE	505,080,190	38.88%	287.95
9318 ASIADAVE	1,978,359,150	27.32%	261.21
3777 FHTHD	173,266,980	28.46%	203.55
6731 PIXELA	102,270,770	24.25%	139.60

### Top Stocks by Savings

Stock	Turnover(JPY)	Share	Savings
1570 NFNKLV	81,701,912,060	11.13%	40,527,105
9318 ASIADAVE	1,978,359,150	27.32%	26,483,100
1357 NFNKDOUB	28,163,877,213	13.58%	21,984,471
6628 ONKYOHE	505,080,190	38.88%	10,964,520
2315 CAICA	2,053,758,920	31.03%	10,040,240

- ▶ Analysis is based on Japannext and Refinitiv data. Small & Others = First Section - TPX500.
- ▶ All Japan Turnover = Japannext (J+X+U+N) + TSE (excl. Tostnet) + Chi-X (excl. Chi-Match, Chi-Select).  
Market Share = Japannext turnover / All Japan Turnover.
- ▶ Opening and Closing auction trades on the TSE are excluded from calculations.
- ▶ Price Improvement (PI) and Savings (PI\*volume) are calculated by comparing the execution price against the primary market's best bid for each sell or best offer for each buy at the point of execution from the taker's perspective. Reported PI is a value-weighted average. Names with weekly traded value less than 100,000,000 JPY are excluded from the rankings tables.

## Top 10 Stocks by Turnover

### Topix 100

Stock	Turnover(JPY)	Share	PI (bps)
9984 SOFTBNKG	65,131,757,870	9.26%	0.42
9983 FASTRET	47,871,274,800	14.25%	0.46
7974 NINTEND	35,707,846,300	12.10%	0.54
2413 M3	20,592,307,140	12.01%	0.56
8035 TKOELCN	20,336,498,150	9.57%	0.28
6758 SONY	19,162,974,970	8.40%	0.58
6594 NIDEC	18,656,025,490	9.82%	0.50
6981 MURATA	12,122,608,430	7.87%	0.50
8316 SMFG	11,451,300,530	7.22%	0.71
7203 TOYOTA	11,426,460,130	5.83%	0.37

### Nikkei 225

Stock	Turnover(JPY)	Share	PI (bps)
9984 SOFTBNKG	65,131,757,870	9.26%	0.42
9983 FASTRET	47,871,274,800	14.25%	0.46
2413 M3	20,592,307,140	12.01%	0.56
8035 TKOELCN	20,336,498,150	9.57%	0.28
6758 SONY	19,162,974,970	8.40%	0.58
8316 SMFG	11,451,300,530	7.22%	0.71
7203 TOYOTA	11,426,460,130	5.83%	0.37
4502 TAKEDAP	9,854,368,930	7.44%	0.76
4755 RAKUTEN	8,813,161,630	8.87%	2.35
9501 TEPCOHD	8,689,406,080	11.58%	6.81

### Topix Mid400

Stock	Turnover(JPY)	Share	PI (bps)
6920 LASRTEC	20,574,616,190	14.68%	2.10
4755 RAKUTEN	8,813,161,630	8.87%	2.35
9501 TEPCOHD	8,689,406,080	11.58%	6.81
6857 ADVNTST	8,369,422,240	10.93%	3.23
1605 INPEX	7,571,529,720	11.72%	2.99
4751 CYBER A	6,579,764,070	12.51%	4.33
7211 MMC	6,084,287,940	10.70%	8.03
6723 RENESAS	4,981,654,540	9.09%	2.27
9201 JAL	4,667,072,210	8.66%	1.26
6976 TAIYOYU	4,571,478,160	8.59%	5.00

### Small & Others

Stock	Turnover(JPY)	Share	PI (bps)
8698 MONEX G	16,113,912,350	11.24%	2.63
2929 PHARMA F	5,064,402,330	7.29%	1.24
7004 HIT-ZOS	3,261,132,610	9.55%	3.16
8515 AIFUL	3,224,313,500	12.30%	8.60
9519 RENOVA	2,429,739,520	8.68%	4.10
3923 RAKUS	1,996,977,460	9.16%	2.03
9424 JPN-COMM	1,968,763,120	12.81%	9.62
6532 BAYCURNT	1,964,185,940	7.30%	1.91
9603 H.I.S.	1,918,367,780	7.21%	1.60
3681 V-CUBE	1,842,771,120	9.13%	1.76

### Mothers

Stock	Turnover(JPY)	Share	PI (bps)
3913 SMEDIO	11,119,340,730	21.42%	4.06
3689 IGNIS	8,805,694,530	35.68%	1.21
4477 BASE	8,420,484,800	12.92%	3.20
6613 QDLASER	5,044,403,910	5.90%	2.61
4488 AIINSIDE	4,778,665,000	20.91%	6.98
4385 MERCARI	4,153,968,150	10.87%	4.75
4563 ANGES	3,829,451,560	10.90%	2.66
4175 COLY	3,329,385,600	7.22%	5.07
6612 BALMUDA	3,194,018,400	11.51%	3.51
4436 MINKABU	2,241,733,150	12.02%	4.23

### JASDAQ

Stock	Turnover(JPY)	Share	PI (bps)
2315 CAICA	2,053,758,920	31.03%	67.22
4582 SYMBIO	1,957,641,600	13.34%	3.32
2702 MCDNALD	1,537,249,510	12.32%	5.31
4885 MUROMACH	1,186,735,910	3.35%	3.52
2484 DEMAECAN	1,092,815,600	9.50%	1.49
6890 FERROTEC	988,813,290	9.63%	2.59
6324 HARMONC	974,604,500	10.60%	5.10
3891 KODOSHI	664,343,690	11.08%	3.09
7564 WORKMAN	553,152,700	9.97%	2.51
6628 ONKYOHE	505,080,190	38.88%	287.95

### Second Section

Stock	Turnover(JPY)	Share	PI (bps)
3825 REMIX	2,257,381,230	16.20%	13.41
6993 DAIKOKYA	2,019,169,350	13.25%	59.18
9318 ASIADAVE	1,978,359,150	27.32%	261.21
6366 CHIYODA	1,265,643,550	11.34%	5.58
2375 GIGWORKS	786,672,040	14.17%	5.21
6778 ARTIZA	714,005,090	10.62%	2.46
7412 ATOM	611,012,030	6.16%	2.96
3856 ABALANCE	392,404,250	9.76%	4.35
3528 PROSPECT	309,060,930	19.13%	81.68
6254 NOMURAMI	257,489,850	6.75%	6.53

### ETFs & REITs

Stock	Turnover(JPY)	Share	PI (bps)
1570 NFNKLV	81,701,912,060	11.13%	6.64
1357 NFNKDOUB	28,163,877,213	13.58%	10.36
1458 RK 225LV	13,247,845,693	14.30%	2.06
1360 NKBEAR-2	6,656,009,823	10.54%	3.67
1579 225 BULL	5,199,177,410	12.79%	2.47
1321 NFNK225	4,000,808,024	4.86%	3.99
1459 RK 225DI	3,695,495,420	15.63%	2.46
1699 NFOIL	2,281,065,134	27.18%	26.43
1671 WTI ETF	2,175,258,012	10.99%	2.13
1552 VIXSHORT	1,856,758,195	7.82%	3.97

## Top 10 Stocks by Market Share

### Topix 100

Stock	Share	Turnover(JPY)	PI (bps)
9983 FASTRET	14.25%	47,871,274,800	0.46
7974 NINTEND	12.10%	35,707,846,300	0.54
2413 M3	12.01%	20,592,307,140	0.56
9021 JR WEST	11.99%	4,611,970,310	0.72
9531 TKO-GAS	11.61%	1,651,581,690	0.90
9022 JR CENT	11.27%	5,738,229,560	0.49
9020 JR EAST	10.18%	5,251,385,750	0.66
6594 NIDEC	9.82%	18,656,025,490	0.50
8035 TKOELCN	9.57%	20,336,498,150	0.28
9984 SOFTBNKG	9.26%	65,131,757,870	0.42

### Nikkei 225

Stock	Share	Turnover(JPY)	PI (bps)
9983 FASTRET	14.25%	47,871,274,800	0.46
9412 SKYPER J	12.74%	427,746,310	6.15
4751 CYBER A	12.51%	6,579,764,070	4.33
6506 YASKAWA	12.22%	4,258,644,670	6.12
2413 M3	12.01%	20,592,307,140	0.56
9021 JR WEST	11.99%	4,611,970,310	0.72
2269 MEIJI HD	11.76%	1,590,094,150	4.85
1605 INPEX	11.72%	7,571,529,720	2.99
7762 CITIZEN	11.67%	569,781,990	7.68
9531 TKO-GAS	11.61%	1,651,581,690	0.90

### Topix Mid400

Stock	Share	Turnover(JPY)	PI (bps)
6920 LASRTEC	14.68%	20,574,616,190	2.10
8410 SEVEN BK	13.46%	2,091,812,810	12.14
4555 SAWAIPH	13.16%	680,958,950	6.22
4751 CYBER A	12.51%	6,579,764,070	4.33
9449 GMO	12.47%	652,168,360	4.41
6506 YASKAWA	12.22%	4,258,644,670	6.12
6395 TADANO	12.16%	587,314,990	4.45
2269 MEIJI HD	11.76%	1,590,094,150	4.85
1605 INPEX	11.72%	7,571,529,720	2.99
9501 TEPCOHD	11.58%	8,689,406,080	6.81

### Small & Others

Stock	Share	Turnover(JPY)	PI (bps)
8918 LAND	38.29%	230,107,130	501.41
6077 N FIELD	37.08%	1,023,416,730	3.22
2398 TSUKUIHD	25.94%	685,086,420	4.27
6184 KAMAKRAS	21.76%	226,970,730	5.05
6740 JDI	16.43%	126,886,660	74.84
8184 SIMACHU	16.04%	567,850,100	6.42
7702 JMS	15.19%	257,009,060	9.84
3903 GUMI	14.55%	896,580,430	3.96
1942 KANDENK	14.01%	289,806,790	3.79
3679 ZIGEXN	14.00%	127,294,570	7.11

### Mothers

Stock	Share	Turnover(JPY)	PI (bps)
3976 SHANON	42.47%	103,017,290	2.05
3689 IGNIS	35.68%	8,805,694,530	1.21
3782 DDS	21.82%	129,975,090	11.46
3913 SMEDIO	21.42%	11,119,340,730	4.06
2370 MEDINET	20.97%	153,930,000	52.01
4488 AIINSIDE	20.91%	4,778,665,000	6.98
2586 FRUTA	15.47%	192,811,550	8.90
4586 MEDRX	15.31%	127,636,030	9.32
3993 PKSHA	15.18%	1,176,115,830	3.03
3911 AIMING	15.16%	287,970,980	5.56

### JASDAQ

Stock	Share	Turnover(JPY)	PI (bps)
6628 ONKYOHE	38.88%	505,080,190	287.95
2315 CAICA	31.03%	2,053,758,920	67.22
9758 JAPSYTM	30.94%	151,210,170	5.00
9973 KOZOSUSI	28.81%	369,326,090	60.45
9707 UNIMATRC	28.58%	290,269,280	1.99
3777 FHTHD	28.46%	173,266,980	203.55
7610 TAY TWO	17.20%	143,697,030	33.47
3807 FISCO	15.73%	184,002,720	11.82
4978 REPROCEL	15.47%	133,743,870	6.22
9436 OKINCEL	15.26%	114,346,800	9.64

### Second Section

Stock	Share	Turnover(JPY)	PI (bps)
8894 REVOLUTI	34.30%	149,216,960	89.46
9318 ASIADAVE	27.32%	1,978,359,150	261.21
6731 PIXELA	24.25%	102,270,770	139.60
3071 STREAM	21.66%	193,312,490	11.98
3528 PROSPECT	19.13%	309,060,930	81.68
3825 REMIX	16.20%	2,257,381,230	13.41
2345 KUSHIM	15.99%	198,122,140	4.93
1757 CREA HD	15.57%	166,817,250	30.98
2375 GIGWORKS	14.17%	786,672,040	5.21
4113 TAOKA	14.06%	184,389,700	4.00

### ETFs & REITs

Stock	Share	Turnover(JPY)	PI (bps)
1699 NFOIL	27.18%	2,281,065,134	26.43
1459 RK 225DI	15.63%	3,695,495,420	2.46
1365 DW 225LV	15.10%	1,631,850,262	3.02
1540 JPP GLD	15.09%	819,129,860	5.25
1458 RK 225LV	14.30%	13,247,845,693	2.06
1357 NFNKDOUB	13.58%	28,163,877,213	10.36
1366 DW 225DI	12.90%	642,405,753	4.00
1579 225 BULL	12.79%	5,199,177,410	2.47
1568 TPX BULL	11.52%	1,356,431,550	1.52
1570 NFNKLV	11.13%	81,701,912,060	6.64

## Top 10 Stocks by PI

### Topix 100

Stock	PI (bps)	Turnover(JPY)	Share
6869 SYSMEX	3.26	806,264,840	5.47%
8601 DAIWASG	2.29	546,102,420	4.46%
8308 RESONA	2.25	1,159,343,220	3.36%
5020 ENEOS	2.24	2,231,045,970	3.51%
4689 ZHD	2.19	2,146,706,130	4.57%
7201 NISSAN	2.13	2,374,824,760	5.04%
8725 MS&AD	2.02	1,554,806,580	6.01%
4188 MTBCM HD	1.81	1,427,915,680	4.06%
3402 TORAY	1.79	798,872,100	4.02%
8306 MUFG	1.78	8,435,225,500	3.70%

### Nikkei 225

Stock	PI (bps)	Turnover(JPY)	Share
2768 SOJITZ	9.21	1,854,869,560	8.89%
6472 NTN	9.00	1,007,618,380	9.98%
7211 MMC	8.03	6,084,287,940	10.70%
7762 CITIZEN	7.68	569,781,990	11.67%
7186 CONCRDIA	6.83	712,456,080	9.53%
9501 TEPCOHD	6.81	8,689,406,080	11.58%
9412 SKYPER J	6.15	427,746,310	12.74%
6506 YASKAWA	6.12	4,258,644,670	12.22%
6674 GSYUASA	5.36	763,662,660	7.22%
7003 MTI E&S	5.31	615,417,430	8.81%

### Topix Mid400

Stock	PI (bps)	Turnover(JPY)	Share
8410 SEVEN BK	12.14	2,091,812,810	13.46%
7167 MEBUKIFG	11.91	1,242,597,520	11.21%
2768 SOJITZ	9.21	1,854,869,560	8.89%
6472 NTN	9.00	1,007,618,380	9.98%
8334 GUNMABK	8.21	206,284,910	10.24%
8359 82-BANK	8.18	233,869,190	10.76%
7211 MMC	8.03	6,084,287,940	10.70%
9744 MEITEC	7.45	131,166,600	10.16%
4185 JSR	7.36	983,182,190	10.06%
9533 TOHOGAS	6.83	340,887,970	6.96%

### Small & Others

Stock	PI (bps)	Turnover(JPY)	Share
8918 LAND	501.41	230,107,130	38.29%
6740 JDI	74.84	126,886,660	16.43%
3315 NIP-COKE	21.00	122,627,250	12.00%
8848 LEOPC21	20.69	280,484,050	11.45%
8585 OR.CORP	18.75	407,143,700	12.49%
2353 NP-PARK	18.10	174,020,540	12.80%
8714 SENSUIK	15.93	210,517,880	10.91%
8524 NORTHPBK	15.53	186,698,860	11.26%
6803 TEAC	13.69	440,980,270	12.37%
7527 SYSSOFT	13.37	412,683,560	13.20%

### Mothers

Stock	PI (bps)	Turnover(JPY)	Share
2370 MEDINET	52.01	153,930,000	20.97%
7353 KIYO	28.73	133,430,300	7.90%
4173 WACUL	28.68	169,446,150	4.83%
4011 HEADWATR	21.90	396,809,600	9.20%
7695 KOUKANDE	20.81	168,803,750	6.61%
4169 ENCHANGE	17.32	209,374,050	6.22%
4564 OTS	17.17	124,785,900	11.10%
7829 SAMANTHA	16.52	231,963,470	6.11%
7095 MACBEEP	16.07	208,668,300	8.64%
4597 SOLASIA	15.78	278,546,610	14.63%

### JASDAQ

Stock	PI (bps)	Turnover(JPY)	Share
6628 ONKYOHE	287.95	505,080,190	38.88%
3777 FHTHD	203.55	173,266,980	28.46%
2315 CAICA	67.22	2,053,758,920	31.03%
9973 KOZOSUSI	60.45	369,326,090	28.81%
7610 TAY TWO	33.47	143,697,030	17.20%
3390 INEST	28.04	255,604,260	14.94%
2776 SHINTOHD	21.18	331,883,050	9.72%
2330 FORSIDE	20.76	113,823,140	15.20%
2901 ISIGKIF	13.28	173,700,300	13.80%
4764 NEXUSB	13.17	134,354,160	13.53%

### Second Section

Stock	PI (bps)	Turnover(JPY)	Share
9318 ASIADVEVE	261.21	1,978,359,150	27.32%
6731 PIXELA	139.60	102,270,770	24.25%
8894 REVOLUTI	89.46	149,216,960	34.30%
3528 PROSPECT	81.68	309,060,930	19.13%
6993 DAIKOKYA	59.18	2,019,169,350	13.25%
8039 TSUKIJI	54.16	145,500,890	7.40%
1757 CREA HD	30.98	166,817,250	15.57%
6835 ALLIEDHD	15.19	198,302,840	10.66%
3825 REMIX	13.41	2,257,381,230	16.20%
3071 STREAM	11.98	193,312,490	21.66%

### ETFs & REITs

Stock	PI (bps)	Turnover(JPY)	Share
1699 NFOIL	26.43	2,281,065,134	27.18%
1615 NFBANKS	18.10	252,861,210	7.45%
1357 NFNKDOUB	10.36	28,163,877,213	13.58%
1570 NFNKLV	6.64	81,701,912,060	11.13%
1540 JPP GLD	5.25	819,129,860	15.09%
1571 NFNKIV	4.88	283,679,574	6.45%
3269 ADR	4.70	387,540,800	8.33%
3283 PROLOGIS	4.20	487,689,350	5.33%
8985 JHR	4.16	573,764,610	8.44%
1366 DW 225DI	4.00	642,405,753	12.90%