

Market Report for the Week of March 15, 2021

Daily Averages

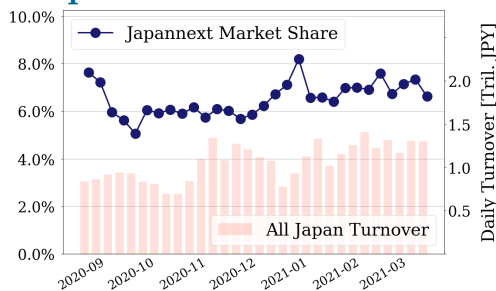
Universe	Turnover(JPY)	Volume	Share	PI (bps)	Symbols
All Market	255,635,895,784	196,904,963	7.80 %	3.75	3476
Topix100	86,058,991,764	22,272,880	6.62 %	0.68	99
Nikkei 225	111,027,213,780	51,986,220	6.87 %	1.78	225
TopixMid400	73,323,281,980	43,247,200	7.87 %	3.41	398
Small & Others	38,123,925,396	37,285,600	8.30 %	4.06	1639
Mothers & Jasdaq	24,168,214,902	35,940,060	10.90 %	11.88	855
ETFs & REITs	30,593,737,778	14,413,603	9.11 %	5.81	129

All Market
7.8 %

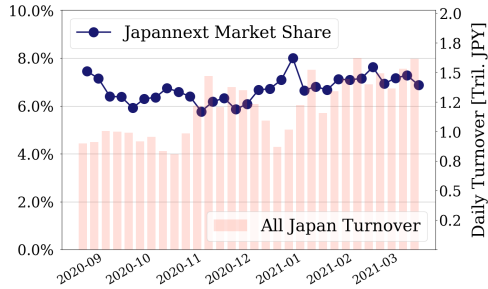
Topix 100
6.6 %

Nikkei 225
6.9 %

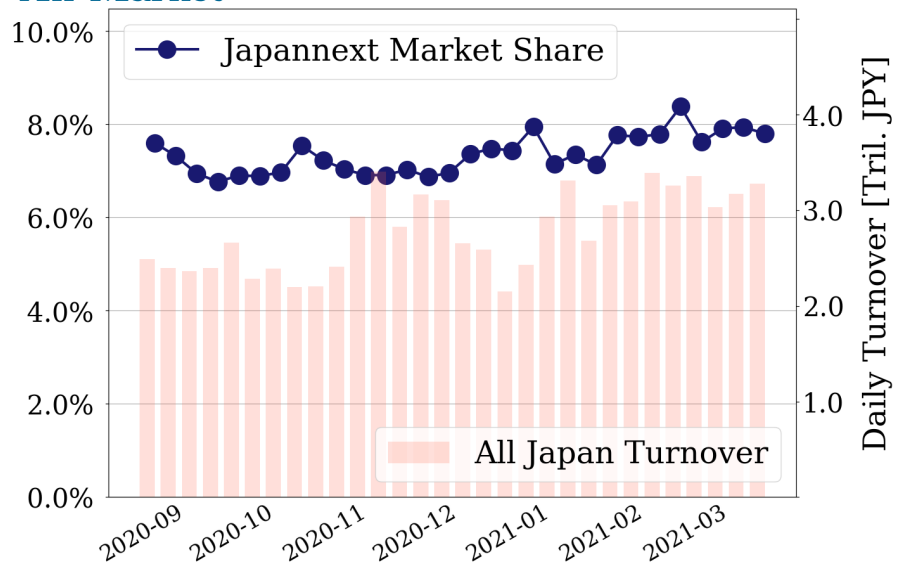
Topix 100



Nikkei 225



All Market



Top Stocks by Turnover

Stock	Turnover(JPY)	Share	PI (bps)
1570 NFNKLV	81,378,351,040	10.83%	6.13
9984 SOFTBNKG	52,991,073,010	8.59%	0.52
9983 FASTRET	42,792,639,800	12.51%	0.66
4755 RAKUTEN	42,327,023,320	9.07%	1.92
7974 NINTEND	35,509,944,300	11.79%	0.48

Top Stocks by Market Share

Stock	Turnover(JPY)	Share	PI (bps)
9758 JAPSYTM	140,807,630	66.57%	3.45
8918 LAND	157,141,670	59.92%	415.95
1699 NFOIL	2,504,240,513	37.93%	26.14
6628 ONKYOHE	823,155,260	37.82%	228.93
3689 IGNIS	9,165,353,570	36.56%	1.48

Top Stocks by Price Improvement

Stock	Turnover(JPY)	Share	PI (bps)
8918 LAND	157,141,670	59.92%	415.95
9318 ASIADAVE	2,163,104,740	34.31%	318.66
6628 ONKYOHE	823,155,260	37.82%	228.93
3528 PROSPECT	130,639,060	20.44%	94.16
6993 DAIKOKYA	277,451,250	19.56%	89.19

Top Stocks by Savings

Stock	Turnover(JPY)	Share	Savings
9318 ASIADAVE	2,163,104,740	34.31%	38,715,140
1570 NFNKLV	81,378,351,040	10.83%	38,703,970
2315 CAICA	2,586,382,200	29.67%	14,891,250
6628 ONKYOHE	823,155,260	37.82%	11,598,030
1357 NFNKDOUB	14,595,230,538	14.01%	10,818,324

- ▶ Analysis is based on Japannext and Refinitiv data. Small & Others = First Section - TPX500.
- ▶ All Japan Turnover = Japannext (J+X+U+N) + TSE (excl. Tostnet) + Chi-X (excl. Chi-Match, Chi-Select).
Market Share = Japannext turnover / All Japan Turnover.
- ▶ Opening and Closing auction trades on the TSE are excluded from calculations.
- ▶ Price Improvement (PI) and Savings (PI*volume) are calculated by comparing the execution price against the primary market's best bid for each sell or best offer for each buy at the point of execution from the taker's perspective. Reported PI is a value-weighted average. Names with weekly traded value less than 100,000,000 JPY are excluded from the rankings tables.

Top 10 Stocks by Turnover

Topix 100

Stock	Turnover(JPY)	Share	PI (bps)
9984 SOFTBNKG	52,991,073,010	8.59%	0.52
9983 FASTRET	42,792,639,800	12.51%	0.66
7974 NINTEND	35,509,944,300	11.79%	0.48
6758 SONY	15,701,626,240	9.25%	0.56
8316 SMFG	14,343,917,310	6.36%	0.63
7203 TOYOTA	14,028,194,980	4.90%	0.37
8035 TKOELCN	13,186,305,210	7.89%	0.34
8306 MUFG	12,205,894,480	3.33%	1.69
6594 NIDEC	11,160,902,500	9.67%	0.48
2413 M3	10,887,424,150	11.54%	0.50

Nikkei 225

Stock	Turnover(JPY)	Share	PI (bps)
9984 SOFTBNKG	52,991,073,010	8.59%	0.52
9983 FASTRET	42,792,639,800	12.51%	0.66
4755 RAKUTEN	42,327,023,320	9.07%	1.92
6758 SONY	15,701,626,240	9.25%	0.56
8316 SMFG	14,343,917,310	6.36%	0.63
7203 TOYOTA	14,028,194,980	4.90%	0.37
8035 TKOELCN	13,186,305,210	7.89%	0.34
8306 MUFG	12,205,894,480	3.33%	1.69
2413 M3	10,887,424,150	11.54%	0.50
4502 TAKEDAP	8,558,226,070	6.07%	0.59

Topix Mid400

Stock	Turnover(JPY)	Share	PI (bps)
4755 RAKUTEN	42,327,023,320	9.07%	1.92
6920 LASRTEC	16,151,815,700	12.84%	2.01
9201 JAL	8,784,296,520	9.30%	1.20
6857 ADVNTST	8,430,149,190	11.21%	3.07
9101 NYKLINE	8,398,122,590	12.19%	3.61
4751 CYBER A	7,556,956,740	13.23%	3.80
9501 TEPCOHD	6,925,333,410	10.45%	7.93
6502 TOSHIBA	6,377,892,910	10.47%	3.68
1605 INPEX	5,491,032,610	12.59%	3.37
6723 RENESAS	5,030,967,090	10.45%	2.47

Small & Others

Stock	Turnover(JPY)	Share	PI (bps)
8698 MONEX G	22,344,366,230	11.26%	2.54
2929 PHARMA F	8,877,109,080	11.17%	3.71
2931 EUGLENA	4,581,280,030	10.97%	2.80
9603 H.I.S.	3,830,604,810	8.58%	1.58
7004 HIT-ZOS	3,154,764,510	9.54%	3.05
9107 K-LINE	3,110,872,830	10.35%	2.08
9519 RENOVA	2,721,240,900	10.34%	4.12
6532 BAYCURNT	2,314,762,490	7.64%	1.71
6095 MEDPEER	2,248,717,100	13.32%	4.22
2678 ASKUL	2,152,078,350	13.29%	3.97

Mothers

Stock	Turnover(JPY)	Share	PI (bps)
3689 IGNIS	9,165,353,570	36.56%	1.48
4477 BASE	6,156,622,800	13.23%	2.80
4425 KUDAN	5,618,163,050	17.48%	4.62
4385 MERCARI	5,018,698,700	11.77%	4.97
4485 JTOWER	4,652,100,900	15.65%	3.91
4934 PANTI-AG	4,460,769,500	11.34%	2.92
6613 QDLASER	4,363,800,300	5.64%	2.27
4488 AIINSIDE	3,755,145,500	21.57%	5.87
4436 MINKABU	3,220,606,250	13.68%	3.24
2160 GNI	3,046,253,780	14.42%	2.06

JASDAQ

Stock	Turnover(JPY)	Share	PI (bps)
2315 CAICA	2,586,382,200	29.67%	74.06
4582 SYMBIO	1,900,176,400	13.20%	3.59
2702 MCDNALD	1,149,627,520	13.39%	5.37
6659 MEDIALNK	1,025,408,580	10.74%	6.31
6324 HARMONC	975,578,100	13.12%	5.61
6628 ONKYOHE	823,155,260	37.82%	228.93
6890 FERROTEC	785,995,680	8.73%	2.69
1407 WEST HD	767,703,080	7.94%	6.61
4174 APPIRITS	664,243,000	8.26%	6.30
2484 DEMAECAN	643,222,320	10.89%	1.41

Second Section

Stock	Turnover(JPY)	Share	PI (bps)
9318 ASIADAVE	2,163,104,740	34.31%	318.66
6366 CHIYODA	1,622,506,370	10.55%	5.21
3825 REMIX	1,415,044,510	17.27%	12.35
7412 ATOM	711,659,700	6.74%	2.71
3856 ABALANCE	644,485,050	12.82%	4.30
2375 GIGWORKS	504,061,000	10.86%	3.08
7254 UNIVANCE	468,884,030	11.70%	7.44
8894 REVOLUTI	468,465,160	32.87%	85.81
9363 DAIUN	332,713,410	8.31%	13.16
5690 REVERHD	299,452,140	13.44%	2.93

ETFs & REITs

Stock	Turnover(JPY)	Share	PI (bps)
1570 NFNKLV	81,378,351,040	10.83%	6.13
1357 NFNKDOUB	14,595,230,538	14.01%	10.34
1458 RK 225LV	11,114,796,401	11.17%	2.09
1579 225 BULL	5,426,156,690	8.80%	2.08
1360 NKBEAR-2	4,553,207,626	9.12%	3.52
1459 RK 225DI	3,060,448,862	15.46%	2.82
1699 NFOIL	2,504,240,513	37.93%	26.14
1671 WTI ETF	2,461,660,173	12.94%	2.31
1321 NFNK225	2,298,840,190	8.90%	6.11
1552 VIXSHORT	1,879,061,740	6.80%	1.91

Top 10 Stocks by Market Share

Topix 100

Stock	Share	Turnover(JPY)	PI (bps)
9983 FASTRET	12.51%	42,792,639,800	0.66
7974 NINTEND	11.79%	35,509,944,300	0.48
2413 M3	11.54%	10,887,424,150	0.50
9022 JR CENT	11.42%	6,541,580,120	0.32
6594 NIDEC	9.67%	11,160,902,500	0.48
9531 TKO-GAS	9.36%	1,525,327,830	0.98
6758 SONY	9.25%	15,701,626,240	0.56
9021 JR WEST	9.18%	3,389,463,260	0.60
9984 SOFTBNKG	8.59%	52,991,073,010	0.52
9020 JR EAST	8.45%	4,495,493,580	0.56

Nikkei 225

Stock	Share	Turnover(JPY)	PI (bps)
7762 CITIZEN	15.29%	616,503,460	7.56
6674 GSYUASA	14.18%	784,950,160	6.07
9412 SKYPER J	13.76%	423,904,090	6.20
4751 CYBER A	13.23%	7,556,956,740	3.80
7211 MMC	13.13%	5,023,510,480	8.88
1605 INPEX	12.59%	5,491,032,610	3.37
9983 FASTRET	12.51%	42,792,639,800	0.66
9101 NYKLINE	12.19%	8,398,122,590	3.61
4902 KONICAM	11.96%	4,111,481,410	4.63
6506 YASKAWA	11.85%	3,992,172,710	6.36

Topix Mid400

Stock	Share	Turnover(JPY)	PI (bps)
6674 GSYUASA	14.18%	784,950,160	6.07
8410 SEVEN BK	13.73%	2,137,010,140	12.16
9831 YAMADAHD	13.60%	1,800,120,040	5.22
4768 OTSUKA	13.28%	1,078,927,570	5.64
4751 CYBER A	13.23%	7,556,956,740	3.80
7211 MMC	13.13%	5,023,510,480	8.88
6920 LASRTEC	12.84%	16,151,815,700	2.01
8473 SBI	12.79%	2,890,950,390	4.62
9719 SCSK	12.76%	846,517,520	4.43
4555 SAWAIPH	12.64%	443,620,670	6.12

Small & Others

Stock	Share	Turnover(JPY)	PI (bps)
8918 LAND	59.92%	157,141,670	415.95
6077 N FIELD	28.88%	534,604,100	2.69
2398 TSUKUIHD	20.20%	620,394,640	5.40
6740 JDI	18.37%	128,039,120	74.69
3244 SAMTY	15.87%	287,974,130	1.85
7762 CITIZEN	15.29%	616,503,460	7.56
6803 TEAC	14.71%	141,351,940	12.90
2120 LIFULL	14.56%	115,636,930	6.80
6070 CAREERL	14.56%	1,636,120,720	1.75
4369 TRICHEMI	14.19%	1,184,242,450	5.31

Mothers

Stock	Share	Turnover(JPY)	PI (bps)
3689 IGNIS	36.56%	9,165,353,570	1.48
4488 AIINSIDE	21.57%	3,755,145,500	5.87
3906 ALBERT	18.13%	163,380,700	6.75
4425 KUDAN	17.48%	5,618,163,050	4.62
3993 PKSHA	16.76%	1,262,167,200	6.00
4482 WILLS	16.47%	279,910,620	3.80
3998 SURALANT	16.24%	269,549,300	5.54
2586 FRUTA	15.81%	117,648,990	8.46
4485 JTOWER	15.65%	4,652,100,900	3.91
3995 SKIYAKI	14.99%	212,934,110	6.02

JASDAQ

Stock	Share	Turnover(JPY)	PI (bps)
9758 JAPSYTM	66.57%	140,807,630	3.45
6628 ONKYOHE	37.82%	823,155,260	228.93
2315 CAICA	29.67%	2,586,382,200	74.06
7519 GOYOINT	29.46%	234,282,380	20.06
9973 KOZOSUSI	26.32%	182,923,220	75.15
2776 SHINTOHD	19.45%	212,838,680	24.14
9436 OKINCEL	18.40%	190,853,300	7.57
3390 INEST	17.91%	107,338,990	29.89
4293 SEPTENHD	14.73%	426,424,930	4.94
8186 OTSUKA	13.78%	546,402,030	10.32

Second Section

Stock	Share	Turnover(JPY)	PI (bps)
9318 ASIADVEVE	34.31%	2,163,104,740	318.66
8894 REVOLUTI	32.87%	468,465,160	85.81
8925 ARDEPRO	23.53%	198,656,530	57.49
3528 PROSPECT	20.44%	130,639,060	94.16
6993 DAIKOKYA	19.56%	277,451,250	89.19
3825 REMIX	17.27%	1,415,044,510	12.35
6946 NP-AVIO	16.36%	237,350,870	3.15
6336 ISHIIHY	15.00%	193,578,680	5.08
3071 STREAM	14.32%	152,591,610	14.06
5690 REVERHD	13.44%	299,452,140	2.93

ETFs & REITs

Stock	Share	Turnover(JPY)	PI (bps)
1699 NFOIL	37.93%	2,504,240,513	26.14
1615 NFBANKS	18.16%	999,411,210	17.76
1459 RK 225DI	15.46%	3,060,448,862	2.82
1540 JPP GLD	14.80%	694,110,670	5.24
1357 NFNKDOUB	14.01%	14,595,230,538	10.34
1671 WTI ETF	12.94%	2,461,660,173	2.31
1365 DW 225LV	11.33%	1,184,908,444	3.51
1458 RK 225LV	11.17%	11,114,796,401	2.09
1356 TPXBEAR2	11.05%	205,259,911	3.06
1570 NFNKLV	10.83%	81,378,351,040	6.13

Top 10 Stocks by PI

Topix 100

Stock	PI (bps)	Turnover(JPY)	Share
8308 RESONA	2.36	1,195,584,880	2.85%
5020 ENEOS	2.24	2,077,166,330	4.00%
7201 NISSAN	2.12	2,357,464,000	4.66%
8601 DAIWASG	2.11	328,376,830	3.06%
4689 ZHD	2.09	3,749,641,320	4.86%
3402 TORAY	2.06	700,395,490	3.54%
9503 KEPCO	1.81	1,370,059,690	7.31%
8306 MUFG	1.69	12,205,894,480	3.33%
8604 NOMRAHD	1.69	708,299,770	1.35%
4188 MTBCM HD	1.60	1,054,613,150	3.51%

Nikkei 225

Stock	PI (bps)	Turnover(JPY)	Share
6472 NTN	9.82	890,921,530	10.71%
2768 SOJITZ	9.63	2,197,534,290	8.91%
7211 MMC	8.88	5,023,510,480	13.13%
9501 TEPCOHD	7.93	6,925,333,410	10.45%
7762 CITIZEN	7.56	616,503,460	15.29%
7186 CONCRDIA	6.73	802,870,930	7.54%
6506 YASKAWA	6.36	3,992,172,710	11.85%
9412 SKYPER J	6.20	423,904,090	13.76%
6674 GSYUASA	6.07	784,950,160	14.18%
2282 NH FOODS	5.89	527,615,920	11.05%

Topix Mid400

Stock	PI (bps)	Turnover(JPY)	Share
8410 SEVEN BK	12.16	2,137,010,140	13.73%
7167 MEBUKIFG	11.35	1,739,551,550	10.53%
6472 NTN	9.82	890,921,530	10.71%
2768 SOJITZ	9.63	2,197,534,290	8.91%
7211 MMC	8.88	5,023,510,480	13.13%
9501 TEPCOHD	7.93	6,925,333,410	10.45%
5471 DAID-ST	7.59	310,221,010	11.01%
9627 AIN HD	7.22	244,140,030	9.92%
8334 GUNMABK	7.09	254,192,280	7.96%
7186 CONCRDIA	6.73	802,870,930	7.54%

Small & Others

Stock	PI (bps)	Turnover(JPY)	Share
8918 LAND	415.95	157,141,670	59.92%
6740 JDI	74.69	128,039,120	18.37%
8848 LEOPC21	21.93	417,960,880	13.56%
3315 NIP-COKE	19.55	142,294,310	12.76%
8585 OR.CORP	17.58	365,812,030	14.02%
2353 NP-PARK	17.42	134,082,910	8.83%
8713 FIDEA HD	15.06	143,824,500	11.74%
8338 TSUKUBAB	14.01	104,317,960	11.38%
8524 NORTHBPBK	13.34	344,060,720	12.50%
8714 SENSUIK	13.01	348,346,220	11.55%

Mothers

Stock	PI (bps)	Turnover(JPY)	Share
4173 WACUL	28.76	199,611,050	5.41%
7829 SAMANTHA	22.64	113,943,190	7.79%
4564 OTS	18.47	108,979,950	14.59%
7353 KIYO	18.00	102,918,900	5.43%
7078 INC	17.94	130,312,800	9.65%
4597 SOLASIA	14.19	266,834,400	13.81%
7695 KOUKANDE	11.27	344,329,800	7.23%
3624 AXELMARK	10.16	169,110,050	12.82%
4431 SMAREGI	8.60	256,613,850	9.27%
6030 ADVENTUR	8.56	139,632,500	13.33%

JASDAQ

Stock	PI (bps)	Turnover(JPY)	Share
6628 ONKYOHE	228.93	823,155,260	37.82%
9973 KOZOSUSI	75.15	182,923,220	26.32%
2315 CAICA	74.06	2,586,382,200	29.67%
3390 INEST	29.89	107,338,990	17.91%
2776 SHINTOHD	24.14	212,838,680	19.45%
4499 SPEEE	22.11	120,967,690	5.14%
7519 GOYJOINT	20.06	234,282,380	29.46%
7071 AMVIS	13.54	237,865,600	6.53%
4764 NEXUSB	11.94	138,899,790	12.09%
3807 FISCO	10.84	229,251,540	11.81%

Second Section

Stock	PI (bps)	Turnover(JPY)	Share
9318 ASIADVEVE	318.66	2,163,104,740	34.31%
3528 PROSPECT	94.16	130,639,060	20.44%
6993 DAIKOKYA	89.19	277,451,250	19.56%
8894 REVOLUTI	85.81	468,465,160	32.87%
8925 ARDEPRO	57.49	198,656,530	23.53%
6835 ALLIEDHD	15.11	272,492,740	10.53%
3071 STREAM	14.06	152,591,610	14.32%
9363 DAIUN	13.16	332,713,410	8.31%
3825 REMIX	12.35	1,415,044,510	17.27%
4960 CHEMIPR	10.24	290,868,780	4.38%

ETFs & REITs

Stock	PI (bps)	Turnover(JPY)	Share
1699 NFOIL	26.14	2,504,240,513	37.93%
1615 NFBANKS	17.76	999,411,210	18.16%
1357 NFNKDOUB	10.34	14,595,230,538	14.01%
1570 NFNKLV	6.13	81,378,351,040	10.83%
1321 NFNK225	6.11	2,298,840,190	8.90%
1320 ETF225	5.43	371,698,085	6.04%
1540 JPP GLD	5.24	694,110,670	14.80%
3468 STARASIA	4.86	135,720,980	7.44%
1366 DW 225DI	4.46	335,734,000	10.59%
1571 NFNKIV	4.36	184,160,152	2.73%