

Market Report for the Week of March 29, 2021

Daily Averages

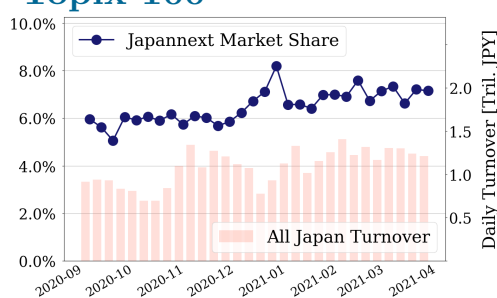
Universe	Turnover(JPY)	Volume	Share	PI (bps)	Symbols
All Market	227,732,159,703	214,460,313	7.82 %	4.18	3431
Topix100	86,739,857,406	22,465,160	7.15 %	0.62	99
Nikkei 225	101,411,267,372	42,005,580	7.22 %	1.49	225
TopixMid400	56,603,122,340	31,071,240	7.57 %	3.30	397
Small & Others	29,528,445,870	32,015,880	7.92 %	4.31	1623
Mothers & Jasdaq	22,305,503,374	83,658,180	9.40 %	22.05	844
ETFs & REITs	29,801,091,841	13,779,313	9.36 %	5.73	127

All Market
7.8 %

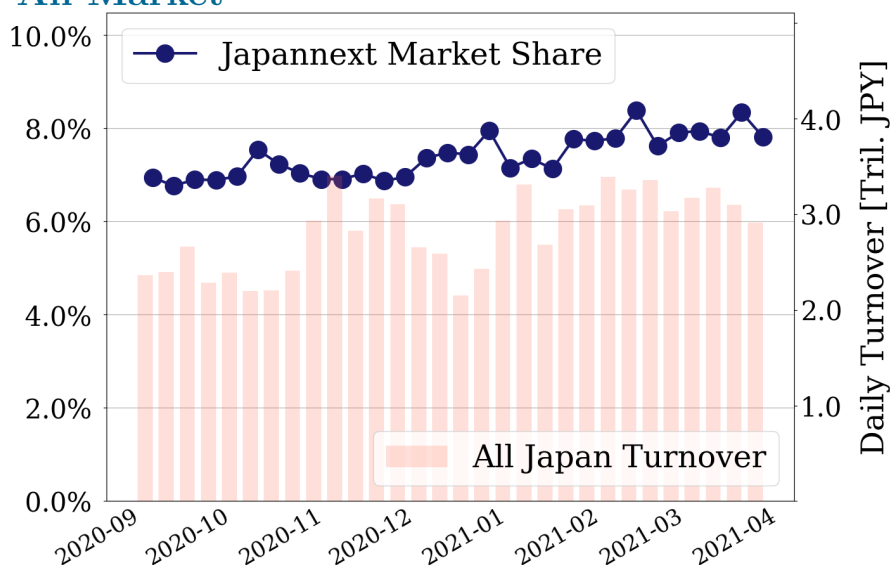
Topix 100
7.2 %

Nikkei 225
7.2 %

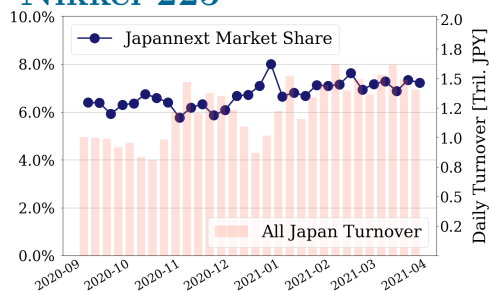
Topix 100



All Market



Nikkei 225



Top Stocks by Turnover

Stock	Turnover(JPY)	Share	PI (bps)
1570 NFNKLV	79,688,898,300	11.34%	6.13
9984 SOFTBNKG	61,959,242,870	10.15%	0.32
9983 FASTRET	34,298,080,200	12.56%	0.44
8035 TKOELCN	26,006,968,730	9.94%	0.42
7974 NINTEND	24,891,682,100	10.60%	0.48

Top Stocks by Market Share

Stock	Turnover(JPY)	Share	PI (bps)
6063 EAJ	118,954,590	50.74%	4.76
3689 IGNIS	7,098,688,060	46.00%	1.29
8918 LAND	333,193,830	38.71%	423.05
6628 ONKYOHE	3,127,670,480	37.86%	445.38
9318 ASIADVEVE	932,613,700	37.12%	591.69

Top Stocks by Price Improvement

Stock	Turnover(JPY)	Share	PI (bps)
9318 ASIADVEVE	932,613,700	37.12%	591.69
6628 ONKYOHE	3,127,670,480	37.86%	445.38
8918 LAND	333,193,830	38.71%	423.05
8894 REVOLUTI	168,611,200	28.63%	111.57
2315 CAICA	701,730,160	31.53%	77.02

Top Stocks by Savings

Stock	Turnover(JPY)	Share	Savings
6628 ONKYOHE	3,127,670,480	37.86%	74,387,460
1570 NFNKLV	79,688,898,300	11.34%	35,423,875
9318 ASIADVEVE	932,613,700	37.12%	23,633,520
1357 NFNKDOUB	15,571,719,021	12.60%	10,793,620
8918 LAND	333,193,830	38.71%	6,226,340

- ▶ Analysis is based on Japannext and Refinitiv data. Small & Others = First Section - TPX500.
- ▶ All Japan Turnover = Japannext (J+X+U+N) + TSE (excl. Tostnet) + Chi-X (excl. Chi-Match, Chi-Select).
Market Share = Japannext turnover / All Japan Turnover.
- ▶ Opening and Closing auction trades on the TSE are excluded from calculations.
- ▶ Price Improvement (PI) and Savings (PI*volume) are calculated by comparing the execution price against the primary market's best bid for each sell or best offer for each buy at the point of execution from the taker's perspective. Reported PI is a value-weighted average. Names with weekly traded value less than 100,000,000 JPY are excluded from the rankings tables.

Top 10 Stocks by Turnover

Topix 100

Stock	Turnover(JPY)	Share	PI (bps)
9984 SOFTBNKG	61,959,242,870	10.15%	0.32
9983 FASTRET	34,298,080,200	12.56%	0.44
8035 TKOELCN	26,006,968,730	9.94%	0.42
7974 NINTEND	24,891,682,100	10.60%	0.48
6758 SONY G	19,444,714,750	8.23%	0.48
7203 TOYOTA	16,075,767,710	6.36%	0.42
2413 M3	15,025,651,850	11.02%	0.42
8316 SMFG	11,987,899,540	7.64%	0.70
8306 MUFU	11,406,842,490	4.44%	1.86
6861 KEYENCE	8,721,759,000	5.74%	0.69

Nikkei 225

Stock	Turnover(JPY)	Share	PI (bps)
9984 SOFTBNKG	61,959,242,870	10.15%	0.32
9983 FASTRET	34,298,080,200	12.56%	0.44
8035 TKOELCN	26,006,968,730	9.94%	0.42
6758 SONY G	19,444,714,750	8.23%	0.48
7203 TOYOTA	16,075,767,710	6.36%	0.42
2413 M3	15,025,651,850	11.02%	0.42
8316 SMFG	11,987,899,540	7.64%	0.70
8306 MUFU	11,406,842,490	4.44%	1.86
6857 ADVNTST	8,934,369,350	9.90%	2.59
9101 NYKLINE	8,569,113,680	12.20%	3.35

Topix Mid400

Stock	Turnover(JPY)	Share	PI (bps)
6920 LASRTEC	19,536,090,500	12.10%	1.64
6857 ADVNTST	8,934,369,350	9.90%	2.59
9101 NYKLINE	8,569,113,680	12.20%	3.35
6502 TOSHIBA	5,981,166,160	11.54%	3.49
6723 RENESAS	5,417,186,510	9.14%	2.26
4755 RAKUTENG	5,022,610,680	10.50%	1.82
9201 JAL	4,776,923,330	9.76%	1.29
7211 MMC	4,710,991,220	14.83%	8.99
9104 MTI-OSK	4,243,590,760	10.75%	3.28
6976 TAIYOYU	3,913,697,650	8.51%	5.12

Small & Others

Stock	Turnover(JPY)	Share	PI (bps)
8698 MONEX G	13,309,744,330	12.03%	2.53
2929 PHARMA F	8,894,291,200	11.91%	3.22
9519 RENOVA	5,458,836,350	13.23%	3.93
6967 SINKOEI	1,901,921,100	13.78%	4.88
3031 RACCOONH	1,794,452,200	7.79%	1.52
3962 CHANGE	1,730,007,100	10.08%	4.85
7004 HIT-ZOS	1,725,110,090	10.31%	3.08
9107 K-LINE	1,564,718,670	8.95%	1.99
7545 NISIMAT	1,456,190,530	8.31%	2.19
7860 AVEX	1,344,198,800	9.79%	3.17

Mothers

Stock	Turnover(JPY)	Share	PI (bps)
3689 IGNIS	7,098,688,060	46.00%	1.29
7363 BABYCALE	4,321,929,600	7.01%	6.99
4488 AIINSIDE	4,065,555,500	22.25%	7.65
4934 PANTI-AG	3,169,850,800	11.53%	1.96
4385 MERCARI	2,914,231,400	10.77%	4.18
7342 WEALTHNV	2,720,555,650	11.16%	3.45
4436 MINKABU	2,561,715,050	12.65%	2.98
4477 BASE	2,218,829,080	6.44%	2.98
4180 APPIER	2,000,923,910	2.19%	3.85
4165 PLAID	1,962,759,550	8.40%	3.12

JASDAQ

Stock	Turnover(JPY)	Share	PI (bps)
6614 SIKINOHT	4,510,004,630	6.29%	3.27
6628 ONKYOHE	3,127,670,480	37.86%	445.38
4582 SYMBIO	2,683,192,110	14.08%	3.65
2702 MCDNALD	1,617,598,860	16.41%	5.43
2656 VECTOR	1,261,482,860	15.71%	6.53
2437 SHINWISE	1,218,634,150	16.94%	5.24
2484 DEMAECAN	1,123,995,070	8.90%	1.61
1407 WEST HD	965,653,700	11.88%	5.21
7564 WORKMAN	957,395,690	9.36%	2.72
6890 FERROTEC	860,404,910	7.34%	2.19

Second Section

Stock	Turnover(JPY)	Share	PI (bps)
3856 ABALANCE	1,336,218,100	14.15%	5.61
6993 DAIKOKYA	1,027,529,570	12.89%	59.37
6366 CHIYODA	1,002,438,910	8.86%	4.94
9318 ASIADAVE	932,613,700	37.12%	591.69
6254 NOMURAMI	870,145,750	10.07%	5.28
7412 ATOM	607,053,900	13.31%	2.41
3825 REMIX	498,809,850	20.18%	14.54
3663 ARTSPARK	430,915,390	10.78%	2.86
4595 MIZHMEDY	337,309,850	11.51%	5.44
3377 BIKE O	295,220,680	9.36%	5.22

ETFs & REITs

Stock	Turnover(JPY)	Share	PI (bps)
1570 NFNKLV	79,688,898,300	11.34%	6.13
1357 NFNKDOUB	15,571,719,021	12.60%	10.05
1458 RK 225LV	12,600,190,416	14.14%	2.09
1360 NKBEAR-2	5,189,078,312	8.67%	3.51
1579 225 BULL	4,485,706,530	6.95%	2.03
1459 RK 225DI	3,995,142,417	15.53%	2.82
1321 NFNK225	2,572,356,655	9.95%	5.40
1568 TPX BULL	2,513,700,820	7.01%	0.86
1671 WTI ETF	2,185,280,472	14.68%	2.30
1699 NFOIL	2,185,220,597	26.71%	25.79

Top 10 Stocks by Market Share

Topix 100

Stock	Share	Turnover(JPY)	PI (bps)
9531 TKO-GAS	17.33%	2,035,751,260	0.86
9983 FASTRET	12.56%	34,298,080,200	0.44
9022 JR CENT	11.21%	5,146,963,200	0.41
2413 M3	11.02%	15,025,651,850	0.42
9020 JR EAST	10.76%	4,073,523,910	0.82
7974 NINTEND	10.60%	24,891,682,100	0.48
9984 SOFTBNKG	10.15%	61,959,242,870	0.32
9021 JR WEST	9.98%	2,462,140,000	0.75
8035 TKOELCN	9.94%	26,006,968,730	0.42
9202 ANA	9.06%	4,158,123,710	0.91

Nikkei 225

Stock	Share	Turnover(JPY)	PI (bps)
9531 TKO-GAS	17.33%	2,035,751,260	0.86
9412 SKYPER J	15.47%	271,992,960	5.67
7211 MMC	14.83%	4,710,991,220	8.99
7762 CITIZEN	13.61%	532,914,610	8.82
9983 FASTRET	12.56%	34,298,080,200	0.44
1332 NISSUI	12.28%	540,972,640	4.81
9101 NYKLINE	12.20%	8,569,113,680	3.35
9501 TEPCOHD	12.16%	3,041,246,740	8.09
2768 SOJITZ	11.94%	2,015,180,420	9.35
9064 YAMATOHD	11.53%	898,276,690	5.21

Topix Mid400

Stock	Share	Turnover(JPY)	PI (bps)
8410 SEVEN BK	16.43%	1,668,619,380	12.77
7211 MMC	14.83%	4,710,991,220	8.99
4768 OTSUKA	13.68%	1,470,519,260	5.07
8473 SBI	13.65%	2,783,058,160	4.86
1332 NISSUI	12.28%	540,972,640	4.81
9101 NYKLINE	12.20%	8,569,113,680	3.35
9501 TEPCOHD	12.16%	3,041,246,740	8.09
6920 LASRTEC	12.10%	19,536,090,500	1.64
8595 JAFCO G	12.10%	600,461,830	4.69
2768 SOJITZ	11.94%	2,015,180,420	9.35

Small & Others

Stock	Share	Turnover(JPY)	PI (bps)
8918 LAND	38.71%	333,193,830	423.05
6077 N FIELD	22.02%	123,678,430	1.82
2398 TSUKUIHD	21.42%	230,840,310	4.92
6839 FUNAI E	19.25%	1,271,263,640	3.18
8114 DESCENTE	17.95%	310,827,060	6.66
6740 JDI	16.28%	102,284,720	68.88
7527 SYSSOFT	15.60%	464,821,150	13.36
9412 SKYPER J	15.47%	271,992,960	5.67
4958 T.HASEG	15.22%	119,036,310	5.20
9424 JPN-COMM	14.62%	920,951,950	9.59

Mothers

Stock	Share	Turnover(JPY)	PI (bps)
3689 IGNIS	46.00%	7,098,688,060	1.29
4488 AIINSIDE	22.25%	4,065,555,500	7.65
2370 MEDINET	20.08%	139,459,700	42.33
2586 FRUTA	16.60%	113,208,850	8.46
2385 SOIKEN	16.01%	110,225,280	5.26
3914 JIG-SAW	16.01%	1,330,530,600	5.50
4571 NANOCARI	15.59%	140,373,220	8.68
4056 NEURAL	15.51%	578,046,000	5.15
6172 METAPS	15.21%	208,450,600	4.05
6612 BALMUDA	15.07%	836,380,800	4.57

JASDAQ

Stock	Share	Turnover(JPY)	PI (bps)
6063 EAJ	50.74%	118,954,590	4.76
6628 ONKYOHE	37.86%	3,127,670,480	445.38
9973 KOZOSUSI	33.58%	109,858,600	72.37
2315 CAICA	31.53%	701,730,160	77.02
9436 OKINCEL	19.01%	186,015,500	7.65
4978 REPROCEL	17.41%	176,082,770	5.36
2303 DAWN	17.29%	297,028,450	7.22
2437 SHINWISE	16.94%	1,218,634,150	5.24
2702 MCDNALD	16.41%	1,617,598,860	5.43
2134 SUNCAPTL	16.16%	151,089,440	56.00

Second Section

Stock	Share	Turnover(JPY)	PI (bps)
9318 ASIADAVE	37.12%	932,613,700	591.69
8894 REVOLUTI	28.63%	168,611,200	111.57
3825 REMIX	20.18%	498,809,850	14.54
9904 VERITE	17.53%	130,260,470	6.53
8226 RIKEI	16.30%	128,542,000	10.80
2345 KUSHIM	14.67%	159,447,250	4.64
3856 ABALANCE	14.15%	1,336,218,100	5.61
7412 ATOM	13.31%	607,053,900	2.41
6338 TAKATOR	13.13%	143,686,480	5.39
7625 DINING	13.01%	163,204,540	8.72

ETFs & REITs

Stock	Share	Turnover(JPY)	PI (bps)
1699 NFOIL	26.71%	2,185,220,597	25.79
1459 RK 225DI	15.53%	3,995,142,417	2.82
1540 JPP GLD	15.26%	488,383,910	4.88
1671 WTI ETF	14.68%	2,185,280,472	2.30
1458 RK 225LV	14.14%	12,600,190,416	2.09
1357 NFNKDOUB	12.60%	15,571,719,021	10.05
1570 NFNKLV	11.34%	79,688,898,300	6.13
1615 NFBANKS	10.34%	359,555,530	20.93
1321 NFNK225	9.95%	2,572,356,655	5.40
1367 DW TPX2X	9.73%	384,474,154	1.24

Top 10 Stocks by PI

Topix 100

Stock	PI (bps)	Turnover(JPY)	Share
8308 RESONA	2.38	737,291,650	2.43%
4689 ZHD	2.24	1,754,320,080	4.73%
5020 ENEOS	2.20	1,899,400,580	4.08%
8601 DAIWASG	2.15	555,094,060	3.44%
8604 NOMRAHD	2.08	4,838,672,130	2.42%
7201 NISSAN	2.08	1,748,065,480	3.71%
3402 TORAY	2.00	447,275,580	3.54%
8306 MUFG	1.86	11,406,842,490	4.44%
4188 MTBCM HD	1.84	743,928,570	3.31%
6178 JPPOSTHD	1.64	4,333,651,610	7.13%

Nikkei 225

Stock	PI (bps)	Turnover(JPY)	Share
2768 SOJITZ	9.35	2,015,180,420	11.94%
7211 MMC	8.99	4,710,991,220	14.83%
7762 CITIZEN	8.82	532,914,610	13.61%
6472 NTN	8.56	997,709,610	10.51%
9501 TEPCOHD	8.09	3,041,246,740	12.16%
7186 CONCRDIA	6.46	517,060,060	7.34%
9412 SKYPER J	5.67	271,992,960	15.47%
4704 TREND	5.34	1,249,027,270	10.75%
9064 YAMATOHD	5.21	898,276,690	11.53%
6506 YASKAWA	5.14	3,601,535,710	10.83%

Topix Mid400

Stock	PI (bps)	Turnover(JPY)	Share
8410 SEVEN BK	12.77	1,668,619,380	16.43%
7167 MEBUKIFG	11.03	895,426,430	10.66%
2768 SOJITZ	9.35	2,015,180,420	11.94%
7211 MMC	8.99	4,710,991,220	14.83%
6472 NTN	8.56	997,709,610	10.51%
9501 TEPCOHD	8.09	3,041,246,740	12.16%
8334 GUNMABK	7.14	225,647,600	9.89%
8359 82-BANK	6.86	144,596,980	7.96%
7164 ZENKOKHO	6.70	203,787,580	8.53%
9706 J.AIR-T	6.70	1,210,908,960	7.98%

Small & Others

Stock	PI (bps)	Turnover(JPY)	Share
8918 LAND	423.05	333,193,830	38.71%
6740 JDI	68.88	102,284,720	16.28%
3315 NIP-COKE	22.64	203,300,360	12.37%
8585 OR.CORP	18.66	294,260,120	12.71%
8848 LEOPC21	17.87	362,044,160	10.86%
7527 SYSSOFT	13.36	464,821,150	15.60%
8714 SENSUIK	12.73	254,193,390	11.36%
6632 JVCKW	11.76	369,491,120	10.57%
7238 AKEBONO	10.93	278,464,430	13.26%
7014 NAMURA	10.77	125,581,930	10.84%

Mothers

Stock	PI (bps)	Turnover(JPY)	Share
2370 MEDINET	42.33	139,459,700	20.08%
4011 HEADWATR	30.87	196,542,000	9.87%
7359 TOKYOTSU	26.08	120,381,760	5.47%
6597 HPC SYS	23.91	143,268,250	6.36%
7353 KIYO	19.32	131,833,000	6.34%
4564 OTS	16.94	260,276,530	12.12%
4055 T&S	16.94	149,480,450	5.07%
7092 FFJ	15.76	165,993,350	6.79%
4597 SOLASIA	15.74	188,327,770	14.03%
7694 ITSUMO	15.52	104,218,600	6.09%

JASDAQ

Stock	PI (bps)	Turnover(JPY)	Share
6628 ONKYOHE	445.38	3,127,670,480	37.86%
2315 CAICA	77.02	701,730,160	31.53%
9973 KOZOSUSI	72.37	109,858,600	33.58%
2134 SUNCAPTL	56.00	151,089,440	16.16%
4499 SPEEE	14.81	585,804,450	6.39%
4124 OSAKAYKA	14.18	141,973,000	6.63%
7071 AMVIS	14.14	151,902,300	4.94%
4764 NEXUSB	13.77	104,956,260	13.75%
9827 LILCOLR	10.00	127,505,190	3.47%
3035 KTK	9.30	229,834,210	10.66%

Second Section

Stock	PI (bps)	Turnover(JPY)	Share
9318 ASIADVEE	591.69	932,613,700	37.12%
8894 REVOLUTI	111.57	168,611,200	28.63%
6993 DAIKOKYA	59.37	1,027,529,570	12.89%
3825 REMIX	14.54	498,809,850	20.18%
6721 WINTEST	10.97	225,573,490	8.82%
8226 RIKEI	10.80	128,542,000	16.30%
3021 PCNET	9.44	122,893,750	8.61%
7625 DINING	8.72	163,204,540	13.01%
5304 SEC CBON	7.31	165,701,000	11.25%
6391 KAJITEC	6.58	119,614,200	11.54%

ETFs & REITs

Stock	PI (bps)	Turnover(JPY)	Share
1699 NFOIL	25.79	2,185,220,597	26.71%
1615 NFBANKS	20.93	359,555,530	10.34%
1357 NFNKDOUB	10.05	15,571,719,021	12.60%
1570 NFNKLV	6.13	79,688,898,300	11.34%
1321 NFNK225	5.40	2,572,356,655	9.95%
1540 JPP GLD	4.88	488,383,910	15.26%
1320 ETF225	4.83	480,737,510	6.28%
3471 MITSUILP	4.74	296,040,800	4.41%
1571 NFNKIV	4.70	167,335,173	3.95%
8985 JHR	4.32	446,439,470	8.99%