

## Market Report for the Week of April 05, 2021

### Daily Averages

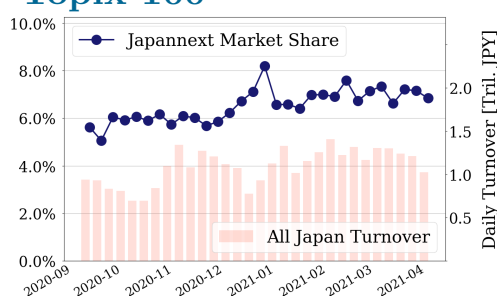
Universe	Turnover(JPY)	Volume	Share	PI (bps)	Symbols
All Market	214,018,588,827	176,911,616	7.92 %	3.83	3380
Topix100	70,114,557,420	15,509,440	6.84 %	0.59	99
Nikkei 225	87,929,476,982	32,537,420	7.16 %	1.57	225
TopixMid400	62,574,014,508	27,964,980	8.29 %	3.13	397
Small & Others	29,178,658,240	32,809,320	8.03 %	4.67	1598
Mothers & Jasdaq	21,127,538,468	65,202,520	9.31 %	16.05	826
ETFs & REITs	27,413,992,895	12,214,856	9.50 %	5.78	132

All Market  
**7.9 %**

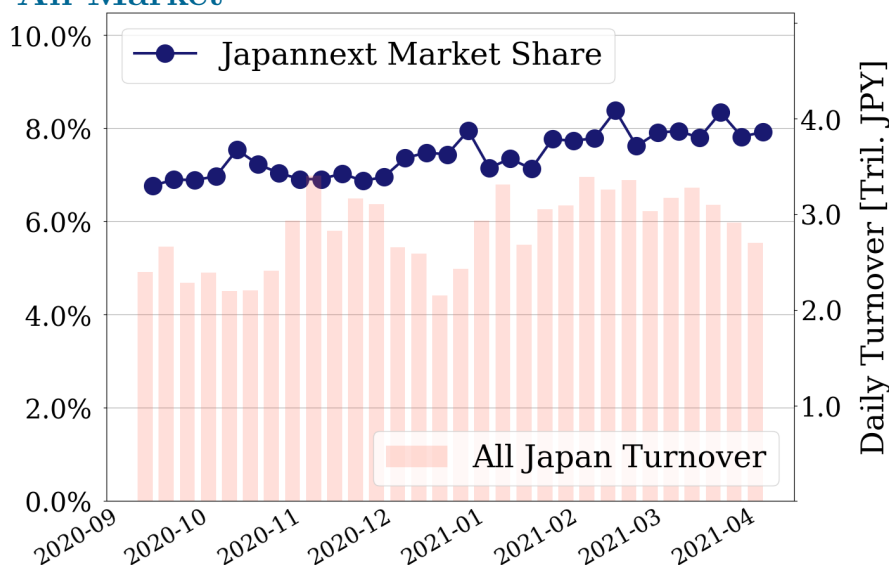
Topix 100  
**6.8 %**

Nikkei 225  
**7.2 %**

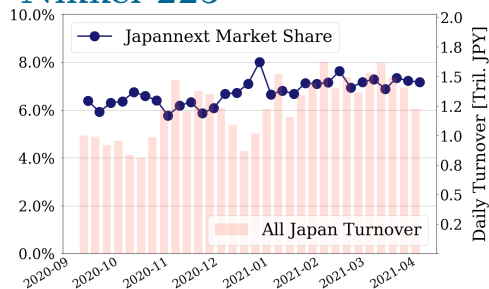
#### Topix 100



#### All Market



#### Nikkei 225



#### Top Stocks by Turnover

Stock	Turnover(JPY)	Share	PI (bps)
1570 NFNKLV	73,192,993,180	13.55%	6.16
9983 FASTRET	47,542,146,500	14.09%	0.45
6920 LASRTEC	42,394,091,660	13.25%	1.55
9984 SOFTBNKG	37,619,080,800	7.06%	0.38
8035 TKOELCN	23,618,107,850	9.70%	0.40

#### Top Stocks by Market Share

Stock	Turnover(JPY)	Share	PI (bps)
9318 ASIADAVE	567,500,600	68.19%	549.41
8894 REVOLUTI	176,444,130	41.35%	106.72
6839 FUNAI E	2,013,137,650	39.85%	3.65
6628 ONKYOHE	1,505,962,830	39.47%	1003.89
8918 LAND	494,682,590	39.20%	420.53

#### Top Stocks by Price Improvement

Stock	Turnover(JPY)	Share	PI (bps)
6628 ONKYOHE	1,505,962,830	39.47%	1003.89
9318 ASIADAVE	567,500,600	68.19%	549.41
8918 LAND	494,682,590	39.20%	420.53
8894 REVOLUTI	176,444,130	41.35%	106.72
2315 CAICA	476,526,920	38.00%	90.03

#### Top Stocks by Savings

Stock	Turnover(JPY)	Share	Savings
6628 ONKYOHE	1,505,962,830	39.47%	39,018,260
1570 NFNKLV	73,192,993,180	13.55%	35,438,200
9318 ASIADAVE	567,500,600	68.19%	14,111,390
1357 NFNKDOUB	16,372,208,686	12.81%	13,793,675
8918 LAND	494,682,590	39.20%	11,166,640

- ▶ Analysis is based on Japannext and Refinitiv data. Small & Others = First Section - TPX500.
- ▶ All Japan Turnover = Japannext (J+X+U+N) + TSE (excl. Tostnet) + Chi-X (excl. Chi-Match, Chi-Select).  
Market Share = Japannext turnover / All Japan Turnover.
- ▶ Opening and Closing auction trades on the TSE are excluded from calculations.
- ▶ Price Improvement (PI) and Savings (PI\*volume) are calculated by comparing the execution price against the primary market's best bid for each sell or best offer for each buy at the point of execution from the taker's perspective. Reported PI is a value-weighted average. Names with weekly traded value less than 100,000,000 JPY are excluded from the rankings tables.

## Top 10 Stocks by Turnover

### Topix 100

Stock	Turnover(JPY)	Share	PI (bps)
9983 FASTRET	47,542,146,500	14.09%	0.45
9984 SOFTBNKG	37,619,080,800	7.06%	0.38
8035 TKOELCN	23,618,107,850	9.70%	0.40
7974 NINTEND	21,971,745,700	9.26%	0.46
6758 SONY G	18,362,635,530	8.65%	0.51
2413 M3	14,602,359,770	12.52%	0.42
7203 TOYOTA	10,385,664,510	6.45%	0.42
4502 TAKEDAP	8,811,384,930	6.54%	0.70
6861 KEYENCE	8,282,079,200	6.76%	0.91
8316 SMFG	7,289,682,760	6.35%	0.67

### Nikkei 225

Stock	Turnover(JPY)	Share	PI (bps)
9983 FASTRET	47,542,146,500	14.09%	0.45
9984 SOFTBNKG	37,619,080,800	7.06%	0.38
8035 TKOELCN	23,618,107,850	9.70%	0.40
6758 SONY G	18,362,635,530	8.65%	0.51
2413 M3	14,602,359,770	12.52%	0.42
6857 ADVNTST	12,719,419,490	11.16%	2.50
7203 TOYOTA	10,385,664,510	6.45%	0.42
4502 TAKEDAP	8,811,384,930	6.54%	0.70
9101 NYKLINE	8,501,992,810	11.29%	3.27
8316 SMFG	7,289,682,760	6.35%	0.67

### Topix Mid400

Stock	Turnover(JPY)	Share	PI (bps)
6920 LASRTEC	42,394,091,660	13.25%	1.55
6502 TOSHIBA	17,734,846,660	9.49%	2.52
6857 ADVNTST	12,719,419,490	11.16%	2.50
9101 NYKLINE	8,501,992,810	11.29%	3.27
3436 SUMCO	4,562,037,110	5.62%	1.02
9104 MTI-OSK	4,410,307,000	10.58%	3.41
4755 RAKUTENG	4,173,898,020	10.97%	2.11
6506 YASKAWA	4,156,006,000	11.24%	5.20
6723 RENESAS	4,140,763,870	10.59%	2.43
7735 SCREEN	4,007,602,570	10.75%	2.56

### Small & Others

Stock	Turnover(JPY)	Share	PI (bps)
8698 MONEX G	19,967,304,050	10.83%	2.33
2929 PHARMA F	6,695,882,850	11.15%	3.43
9519 RENOVA	4,267,666,050	11.81%	4.22
3962 CHANGE	2,852,018,950	11.18%	3.82
6967 SINKOEI	2,306,468,300	14.61%	5.04
6839 FUNAI E	2,013,137,650	39.85%	3.65
9107 K-LINE	1,949,764,250	8.32%	1.64
3681 V-CUBE	1,598,129,030	7.13%	1.38
3031 RACCOONH	1,572,252,270	8.06%	1.73
3697 SHIFT	1,432,214,100	8.20%	2.66

### Mothers

Stock	Turnover(JPY)	Share	PI (bps)
7342 WEALTHNV	6,167,364,600	10.06%	2.66
4488 AIINSIDE	5,724,329,000	17.99%	6.28
7363 BABYCALE	3,887,626,300	9.41%	5.22
6521 OXIDE	3,754,797,200	6.86%	6.57
4485 JTOWER	3,198,211,900	16.73%	3.94
4385 MERCARI	3,104,254,700	14.18%	4.74
4425 KUDAN	2,497,964,350	16.22%	6.55
4180 APPIER	2,415,433,620	3.46%	2.80
4477 BASE	2,221,333,900	6.61%	2.62
3689 IGNIS	1,933,954,000	24.96%	1.13

### JASDAQ

Stock	Turnover(JPY)	Share	PI (bps)
4582 SYMBIO	2,213,705,250	13.87%	3.49
1407 WEST HD	1,574,702,500	14.34%	6.76
4193 FABRICA	1,557,644,300	3.63%	6.07
6628 ONKYOHE	1,505,962,830	39.47%	1003.89
6890 FERROTEC	1,419,031,580	10.24%	2.50
6736 SUN	1,324,856,300	28.83%	28.34
2702 MCDNALD	1,219,300,080	15.73%	6.01
6063 EAJ	1,186,865,380	11.10%	2.61
6324 HARMONC	951,993,300	12.09%	3.80
4978 REPROCEL	809,946,490	15.59%	5.40

### Second Section

Stock	Turnover(JPY)	Share	PI (bps)
6254 NOMURAMI	2,114,553,000	9.29%	3.26
6366 CHIYODA	1,435,199,120	9.36%	4.86
6982 LEAD	1,264,388,220	12.05%	3.38
7368 HYOJITO	1,221,667,030	2.27%	8.67
3856 ABALANCE	1,030,546,950	12.12%	6.80
6969 MATUOEL	948,928,240	10.68%	3.90
7831 WELLCOHD	616,234,800	9.10%	9.55
4766 PA	602,366,520	5.79%	10.67
9318 ASIADAVE	567,500,600	68.19%	549.41
3825 REMIX	458,416,040	17.81%	13.64

### ETFs & REITs

Stock	Turnover(JPY)	Share	PI (bps)
1570 NFNKLV	73,192,993,180	13.55%	6.16
1357 NFNKDOUB	16,372,208,686	12.81%	11.01
1458 RK 225LV	10,709,936,630	10.77%	2.16
1579 225 BULL	6,000,748,520	8.45%	2.16
1360 NKBEAR-2	4,700,358,993	8.02%	4.16
1459 RK 225DI	2,818,550,986	8.76%	2.73
1321 NFNK225	2,128,069,370	6.42%	5.43
3298 INVESCO	1,694,271,921	4.98%	2.06
1568 TPX BULL	1,117,558,470	4.22%	0.92
8951 NBF	1,033,542,800	4.65%	3.25

## Top 10 Stocks by Market Share

### Topix 100

Stock	Share	Turnover(JPY)	PI (bps)
9983 FASTRET	14.09%	47,542,146,500	0.45
9022 JR CENT	13.65%	5,994,425,890	0.36
2413 M3	12.52%	14,602,359,770	0.42
9531 TKO-GAS	12.11%	1,308,523,930	1.04
9202 ANA	10.45%	4,159,991,730	0.99
9021 JR WEST	10.27%	2,664,206,350	0.66
8035 TKOELCN	9.70%	23,618,107,850	0.40
7974 NINTEND	9.26%	21,971,745,700	0.46
9020 JR EAST	8.88%	3,500,074,800	0.53
6758 SONY G	8.65%	18,362,635,530	0.51

### Nikkei 225

Stock	Share	Turnover(JPY)	PI (bps)
9983 FASTRET	14.09%	47,542,146,500	0.45
9022 JR CENT	13.65%	5,994,425,890	0.36
9412 SKYPER J	13.45%	169,683,380	6.43
7762 CITIZEN	12.77%	385,430,310	8.53
2413 M3	12.52%	14,602,359,770	0.42
4004 SHOWDEN	12.31%	2,874,169,550	4.64
9531 TKO-GAS	12.11%	1,308,523,930	1.04
1803 SHIMIZU	11.61%	1,017,553,090	3.46
4704 TREND	11.49%	1,163,981,440	5.53
9766 KONAMIHD	11.42%	1,072,187,820	4.53

### Topix Mid400

Stock	Share	Turnover(JPY)	PI (bps)
8410 SEVEN BK	16.96%	1,243,190,160	13.33
8473 SBI	14.52%	3,443,090,060	4.69
4552 JCR	13.67%	1,731,564,330	4.40
9831 YAMADAHD	13.65%	1,217,079,670	5.36
6920 LASRTEC	13.25%	42,394,091,660	1.55
4004 SHOWDEN	12.31%	2,874,169,550	4.64
8572 ACOM	12.16%	267,783,930	5.72
8056 UNISYS	11.85%	576,313,190	4.21
4768 OTSUKA	11.79%	1,048,871,790	5.91
3092 ZOZO	11.66%	1,394,402,610	4.23

### Small & Others

Stock	Share	Turnover(JPY)	PI (bps)
6839 FUNAI E	39.85%	2,013,137,650	3.65
8918 LAND	39.20%	494,682,590	420.53
8114 DESCENTE	19.52%	244,595,990	5.70
6284 NIS ASB	19.04%	139,535,200	6.09
3315 NIP-COKE	18.96%	111,451,930	22.76
2353 NP-PARK	18.43%	109,687,510	16.87
2398 TSUKUIHD	17.50%	212,226,840	2.87
6077 N FIELD	16.12%	166,647,430	2.11
8848 LEOPC21	14.67%	310,284,990	19.40
4512 WAKAMTO	14.61%	170,689,850	5.89

### Mothers

Stock	Share	Turnover(JPY)	PI (bps)
3689 IGNIS	24.96%	1,933,954,000	1.13
7351 GOODPATC	18.55%	302,132,700	4.09
4488 AIINSIDE	17.99%	5,724,329,000	6.28
3989 SHARINGT	16.80%	179,508,120	9.99
4485 JTOWER	16.73%	3,198,211,900	3.94
4564 OTS	16.28%	141,945,640	20.90
4425 KUDAN	16.22%	2,497,964,350	6.55
3911 AIMING	16.13%	143,731,700	5.53
3993 PKSHA	15.90%	694,885,800	5.98
4597 SOLASIA	14.61%	152,813,480	15.86

### JASDAQ

Stock	Share	Turnover(JPY)	PI (bps)
6628 ONKYOHE	39.47%	1,505,962,830	1003.89
2315 CAICA	38.00%	476,526,920	90.03
6736 SUN	28.83%	1,324,856,300	28.34
2303 DAWN	15.82%	312,589,200	7.20
2702 MCDNALD	15.73%	1,219,300,080	6.01
4978 REPROCEL	15.59%	809,946,490	5.40
1407 WEST HD	14.34%	1,574,702,500	6.76
8256 MARUMIT	14.07%	161,508,650	10.23
4816 TOEIANM	14.03%	263,929,100	4.87
6145 NITTOKU	14.02%	145,467,000	7.25

### Second Section

Stock	Share	Turnover(JPY)	PI (bps)
9318 ASIADVEE	68.19%	567,500,600	549.41
8894 REVOLUTI	41.35%	176,444,130	106.72
6993 DAIKOKYA	26.38%	232,109,260	83.36
7587 PALTEK	24.63%	179,221,390	7.11
3825 REMIX	17.81%	458,416,040	13.64
4595 MIZHMEDY	13.34%	398,863,100	5.45
6391 KAJITEC	12.94%	166,765,900	6.81
5817 JMACS	12.74%	177,419,560	7.01
6835 ALLIEDHD	12.37%	103,305,800	22.24
3856 ABALANCE	12.12%	1,030,546,950	6.80

### ETFs & REITs

Stock	Share	Turnover(JPY)	PI (bps)
1699 NFOIL	27.92%	976,724,479	26.40
1570 NFNKLV	13.55%	73,192,993,180	6.16
1357 NFNKDOUB	12.81%	16,372,208,686	11.01
1540 JPP GLD	12.16%	402,107,240	5.14
1365 DW 225LV	12.03%	756,831,267	2.30
1356 TPXBEAR2	11.77%	261,871,378	3.59
1366 DW 225DI	11.26%	249,088,426	3.40
1458 RK 225LV	10.77%	10,709,936,630	2.16
1671 WTI ETF	10.60%	807,276,199	2.85
3468 STARASIA	9.50%	156,348,060	4.61

## Top 10 Stocks by PI

### Topix 100

Stock	PI (bps)	Turnover(JPY)	Share
8308 RESONA	2.53	582,559,940	2.73%
5020 ENEOS	2.21	1,094,155,950	3.68%
4689 ZHD	2.12	1,955,612,750	4.58%
8601 DAIWASG	2.08	227,861,480	3.01%
8604 NOMRAHD	1.96	2,235,929,550	3.01%
3402 TORAY	1.92	541,765,220	3.68%
8306 MUFG	1.91	6,340,004,230	3.41%
7201 NISSAN	1.91	1,547,973,590	3.51%
4188 MTBCM HD	1.67	442,580,490	3.16%
8725 MS&AD	1.56	574,893,370	5.06%

### Nikkei 225

Stock	PI (bps)	Turnover(JPY)	Share
2768 SOJITZ	10.19	1,378,700,820	10.93%
7211 MMC	9.71	2,083,970,070	10.84%
6472 NTN	8.73	708,468,620	10.83%
7762 CITIZEN	8.53	385,430,310	12.77%
9501 TEPCOHD	8.13	2,770,247,330	11.36%
7186 CONCRDIA	6.88	712,035,210	10.92%
9412 SKYPER J	6.43	169,683,380	13.45%
4704 TREND	5.53	1,163,981,440	11.49%
6976 TAIYOYU	5.30	3,254,317,650	9.60%
9064 YAMATOHD	5.25	873,953,180	9.62%

### Topix Mid400

Stock	PI (bps)	Turnover(JPY)	Share
8410 SEVEN BK	13.33	1,243,190,160	16.96%
7167 MEBUKIFG	11.72	629,308,470	10.14%
2768 SOJITZ	10.19	1,378,700,820	10.93%
7211 MMC	9.71	2,083,970,070	10.84%
6472 NTN	8.73	708,468,620	10.83%
9501 TEPCOHD	8.13	2,770,247,330	11.36%
8334 GUNMABK	7.65	212,244,200	10.98%
8359 82-BANK	6.96	169,435,970	9.39%
7186 CONCRDIA	6.88	712,035,210	10.92%
7180 KYUSHUFG	6.37	103,877,540	8.14%

### Small & Others

Stock	PI (bps)	Turnover(JPY)	Share
8918 LAND	420.53	494,682,590	39.20%
3315 NIP-COKE	22.76	111,451,930	18.96%
8848 LEOPC21	19.40	310,284,990	14.67%
8585 OR.CORP	17.32	301,135,910	12.24%
2353 NP-PARK	16.87	109,687,510	18.43%
8714 SENSUIK	13.85	207,890,890	11.04%
7527 SYSSOFT	12.06	316,036,660	13.71%
7238 AKEBONO	11.69	165,271,950	11.05%
6632 JVCKW	11.51	418,375,260	10.29%
8515 AIFUL	9.39	868,040,210	11.16%

### Mothers

Stock	PI (bps)	Turnover(JPY)	Share
4564 OTS	20.90	141,945,640	16.28%
4175 COLY	16.20	132,476,000	6.96%
4597 SOLASIA	15.86	152,813,480	14.61%
7685 BUYSELL	15.44	116,690,250	6.73%
4060 RAKUMO	13.39	226,639,000	5.09%
7092 FFJ	12.96	166,349,750	6.67%
7353 KIYO	12.70	150,302,300	10.86%
4011 HEADWATR	12.23	122,125,000	8.44%
4055 T&S	11.85	595,592,400	9.28%
4936 AXXZIA	11.78	149,381,120	3.21%

### JASDAQ

Stock	PI (bps)	Turnover(JPY)	Share
6628 ONKYOHE	1003.89	1,505,962,830	39.47%
2315 CAICA	90.03	476,526,920	38.00%
6736 SUN	28.34	1,324,856,300	28.83%
4499 SPEEE	15.46	139,800,500	6.19%
4764 NEXUSB	12.84	140,409,180	12.92%
7071 AMVIS	12.37	223,542,200	6.02%
4240 CLUSTER	12.09	118,138,100	10.56%
4777 GALA	10.84	211,299,950	4.77%
2656 VECTOR	10.27	734,943,640	13.87%
8256 MARUMIT	10.23	161,508,650	14.07%

### Second Section

Stock	PI (bps)	Turnover(JPY)	Share
9318 ASIADVEE	549.41	567,500,600	68.19%
8894 REVOLUTI	106.72	176,444,130	41.35%
6993 DAIKOKYA	83.36	232,109,260	26.38%
6835 ALLIEDHD	22.24	103,305,800	12.37%
3825 REMIX	13.64	458,416,040	17.81%
7851 KAWASEC	11.94	157,210,970	5.98%
6721 WINTEST	11.62	182,762,970	10.48%
4766 PA	10.67	602,366,520	5.79%
7831 WELLCOHD	9.55	616,234,800	9.10%
7368 HYOJITO	8.67	1,221,667,030	2.27%

### ETFs & REITs

Stock	PI (bps)	Turnover(JPY)	Share
1699 NFOIL	26.40	976,724,479	27.92%
1615 NFBANKS	20.59	192,120,530	8.71%
1357 NFNKDOUB	11.01	16,372,208,686	12.81%
1570 NFNKLV	6.16	73,192,993,180	13.55%
1321 NFNK225	5.43	2,128,069,370	6.42%
1320 ETF225	5.24	254,976,525	2.18%
1540 JPP GLD	5.14	402,107,240	12.16%
8985 JHR	4.69	483,166,880	9.05%
3468 STARASIA	4.61	156,348,060	9.50%
1360 NKBEAR-2	4.16	4,700,358,993	8.02%