

Market Report for the Week of April 12, 2021

Daily Averages

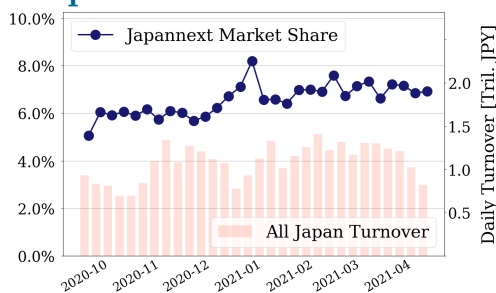
Universe	Turnover(JPY)	Volume	Share	PI (bps)	Symbols
All Market	186,068,213,079	200,956,916	8.00 %	5.53	3356
Topix100	56,906,163,910	12,653,500	6.92 %	0.60	99
Nikkei 225	73,884,226,386	30,384,720	7.32 %	1.76	225
TopixMid400	58,065,508,236	28,156,260	8.37 %	3.26	397
Small & Others	29,166,590,338	30,424,640	8.00 %	4.26	1569
Mothers & Jasdaq	19,420,108,632	99,932,200	8.70 %	40.00	837
ETFs & REITs	19,331,823,611	9,312,016	10.28 %	5.78	127

All Market
8.0 %

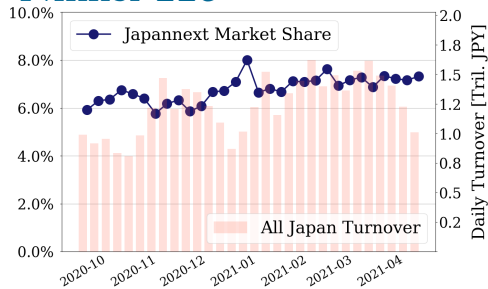
Topix 100
6.9 %

Nikkei 225
7.3 %

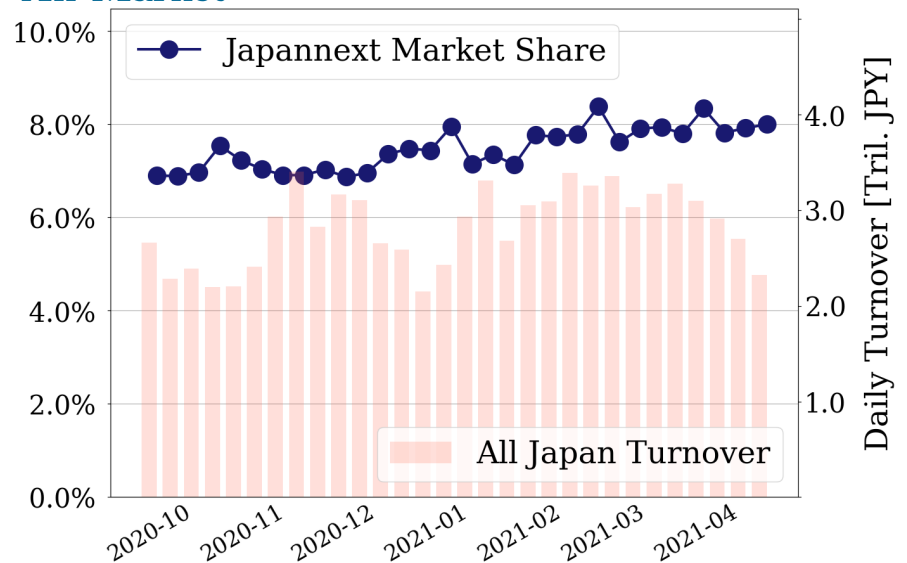
Topix 100



Nikkei 225



All Market



Top Stocks by Turnover

Stock	Turnover(JPY)	Share	PI (bps)
1570 NFNKLV	47,803,733,955	15.07%	6.58
9983 FASTRET	37,119,775,000	14.99%	0.36
9984 SOFTBNKG	29,453,566,690	8.41%	0.50
6920 LASRTEC	27,646,077,590	11.53%	1.22
6502 TOSHIBA	22,729,893,560	10.49%	2.58

Top Stocks by Market Share

Stock	Turnover(JPY)	Share	PI (bps)
7671 AMIDAHD	222,416,780	97.85%	0.00
9318 ASIADAVE	440,901,600	69.09%	731.91
6628 ONKYOHE	2,010,720,700	59.45%	1086.41
8918 LAND	379,947,800	53.63%	398.89
7587 PALTEK	850,080,780	35.13%	5.22

Top Stocks by Price Improvement

Stock	Turnover(JPY)	Share	PI (bps)
6628 ONKYOHE	2,010,720,700	59.45%	1086.41
9318 ASIADAVE	440,901,600	69.09%	731.91
8918 LAND	379,947,800	53.63%	398.89
2315 CAICA	1,065,453,810	28.71%	116.18
6993 DAIKOKYA	174,496,390	25.58%	88.11

Top Stocks by Savings

Stock	Turnover(JPY)	Share	Savings
6628 ONKYOHE	2,010,720,700	59.45%	161,559,830
1570 NFNKLV	47,803,733,955	15.07%	25,565,735
9318 ASIADAVE	440,901,600	69.09%	18,167,180
1357 NFNKDOUB	11,287,285,298	17.54%	8,402,852
2315 CAICA	1,065,453,810	28.71%	7,623,510

- ▶ Analysis is based on Japannext and Refinitiv data. Small & Others = First Section - TPX500.
- ▶ All Japan Turnover = Japannext (J+X+U+N) + TSE (excl. Tostnet) + Chi-X (excl. Chi-Match, Chi-Select).
Market Share = Japannext turnover / All Japan Turnover.
- ▶ Opening and Closing auction trades on the TSE are excluded from calculations.
- ▶ Price Improvement (PI) and Savings (PI*volume) are calculated by comparing the execution price against the primary market's best bid for each sell or best offer for each buy at the point of execution from the taker's perspective. Reported PI is a value-weighted average. Names with weekly traded value less than 100,000,000 JPY are excluded from the rankings tables.

Top 10 Stocks by Turnover

Topix 100

Stock	Turnover(JPY)	Share	PI (bps)
9983 FASTRET	37,119,775,000	14.99%	0.36
9984 SOFTBNKG	29,453,566,690	8.41%	0.50
7974 NINTEND	20,764,969,200	8.85%	0.43
6758 SONY G	16,246,303,920	10.43%	0.57
8035 TKOELCN	14,011,862,600	9.37%	0.27
2413 M3	9,184,439,110	10.32%	0.41
7203 TOYOTA	7,736,865,080	5.44%	0.41
6981 MURATA	5,528,051,960	7.29%	0.61
6861 KEYENCE	5,336,556,700	6.19%	0.69
8316 SMFG	5,272,985,440	6.85%	0.80

Nikkei 225

Stock	Turnover(JPY)	Share	PI (bps)
9983 FASTRET	37,119,775,000	14.99%	0.36
9984 SOFTBNKG	29,453,566,690	8.41%	0.50
6758 SONY G	16,246,303,920	10.43%	0.57
8035 TKOELCN	14,011,862,600	9.37%	0.27
9101 NYKLINE	9,531,475,160	11.71%	3.02
2413 M3	9,184,439,110	10.32%	0.41
6506 YASKAWA	8,048,151,480	10.18%	5.36
7203 TOYOTA	7,736,865,080	5.44%	0.41
6857 ADVNTST	7,230,401,930	11.52%	2.63
4755 RAKUTENG	5,809,274,110	11.12%	1.87

Topix Mid400

Stock	Turnover(JPY)	Share	PI (bps)
6920 LASRTEC	27,646,077,590	11.53%	1.22
6502 TOSHIBA	22,729,893,560	10.49%	2.58
9101 NYKLINE	9,531,475,160	11.71%	3.02
6506 YASKAWA	8,048,151,480	10.18%	5.36
6857 ADVNTST	7,230,401,930	11.52%	2.63
4755 RAKUTENG	5,809,274,110	11.12%	1.87
9104 MTI-OSK	4,828,603,720	10.21%	3.39
1605 INPEX	4,492,750,820	11.15%	3.76
9501 TEPCOHD	4,137,168,330	13.35%	8.95
7735 SCREEN	4,085,013,720	9.42%	2.46

Small & Others

Stock	Turnover(JPY)	Share	PI (bps)
8698 MONEX G	21,303,433,400	12.17%	2.27
2929 PHARMA F	7,136,163,950	10.62%	3.63
3903 GUMI	3,005,537,190	14.02%	3.16
6951 JEOL	2,901,290,830	11.60%	6.39
6532 BAYCURNT	2,811,215,400	6.51%	2.00
9519 RENOVA	2,203,415,450	11.55%	4.24
6967 SINKOEI	2,011,315,840	12.92%	5.39
6541 GRACETEC	1,840,235,580	5.43%	2.13
7816 SNOWPEAK	1,741,299,900	10.90%	4.06
3031 RACCOONH	1,636,539,790	9.61%	2.81

Mothers

Stock	Turnover(JPY)	Share	PI (bps)
6521 OXIDE	4,933,378,400	5.64%	11.78
7342 WEALTHNV	4,410,577,850	9.59%	2.47
4488 AIINSIDE	3,223,240,500	12.81%	5.46
6613 QDLASER	3,104,653,990	5.82%	2.11
4477 BASE	2,736,590,980	3.97%	1.99
3994 MFORWARD	2,370,883,100	11.40%	4.21
4385 MERCARI	2,166,367,200	9.06%	4.50
4425 KUDAN	1,638,554,600	14.37%	5.48
4563 ANGES	1,448,593,900	12.85%	2.24
4485 JTOWER	1,222,234,400	14.25%	3.52

JASDAQ

Stock	Turnover(JPY)	Share	PI (bps)
2667 IMAGE1	7,096,722,710	9.49%	2.86
6628 ONKYOHE	2,010,720,700	59.45%	1086.41
6614 SIKINOHT	1,962,611,100	5.50%	2.32
2702 MCDNALD	1,625,455,840	18.55%	5.85
1407 WEST HD	1,434,033,500	14.33%	5.70
4657 ENVCONT	1,135,482,960	9.19%	3.88
4582 SYMBIO	1,070,651,120	12.94%	3.77
2315 CAICA	1,065,453,810	28.71%	116.18
2437 SHINWISE	1,008,229,060	14.71%	5.24
4193 FABRICA	987,019,400	7.28%	11.94

Second Section

Stock	Turnover(JPY)	Share	PI (bps)
3856 ABALANCE	1,714,166,500	11.48%	5.82
7831 WELLCOHD	1,666,320,410	10.58%	8.45
6254 NOMURAMI	1,602,698,000	10.94%	2.94
6366 CHIYODA	958,664,620	9.83%	4.64
7587 PALTEK	850,080,780	35.13%	5.22
3825 REMIX	484,054,060	15.42%	11.19
3663 ARTSPARK	448,970,280	9.29%	2.90
9318 ASIADAVE	440,901,600	69.09%	731.91
7368 HYOJITO	437,440,200	4.56%	16.26
6969 MATUOEL	350,604,430	7.43%	3.07

ETFs & REITs

Stock	Turnover(JPY)	Share	PI (bps)
1570 NFNKLV	47,803,733,955	15.07%	6.58
1357 NFNKDOUB	11,287,285,298	17.54%	10.12
1458 RK 225LV	7,446,089,695	15.61%	2.03
1579 225 BULL	4,660,347,580	8.31%	2.11
1360 NKBEAR-2	3,608,288,861	8.67%	3.75
1459 RK 225DI	2,474,568,222	8.76%	2.50
3298 INVESCO	1,403,188,204	8.16%	1.02
1699 NFOIL	1,030,020,717	19.40%	22.49
1321 NFNK225	1,012,452,980	2.84%	5.51
1671 WTI ETF	986,825,250	12.46%	2.18

Top 10 Stocks by Market Share

Topix 100

Stock	Share	Turnover(JPY)	PI (bps)
9983 FASTRET	14.99%	37,119,775,000	0.36
9022 JR CENT	11.25%	3,439,065,320	0.48
6758 SONY G	10.43%	16,246,303,920	0.57
8267 AEON	10.38%	3,498,232,510	0.95
2413 M3	10.32%	9,184,439,110	0.41
8035 TKOELCN	9.37%	14,011,862,600	0.27
9021 JR WEST	9.15%	2,802,978,010	0.65
7974 NINTEND	8.85%	20,764,969,200	0.43
9020 JR EAST	8.85%	2,678,546,840	0.55
4661 OLC	8.53%	4,761,330,950	0.33

Nikkei 225

Stock	Share	Turnover(JPY)	PI (bps)
1332 NISSUI	15.04%	431,338,850	5.51
9983 FASTRET	14.99%	37,119,775,000	0.36
9501 TEPCOHD	13.35%	4,137,168,330	8.95
7762 CITIZEN	12.98%	422,974,920	8.98
4704 TREND	12.76%	1,277,291,140	5.80
3289 TOKYUFHD	12.74%	938,669,160	5.27
4004 SHOWDEN	12.12%	1,758,590,400	3.88
2768 SOJITZ	12.08%	1,941,660,030	9.23
9412 SKYPER J	11.86%	123,595,760	5.95
9101 NYKLINE	11.71%	9,531,475,160	3.02

Topix Mid400

Stock	Share	Turnover(JPY)	PI (bps)
8410 SEVEN BK	18.05%	1,299,739,190	13.87
9831 YAMADAHD	17.07%	1,477,884,040	5.04
1332 NISSUI	15.04%	431,338,850	5.51
2267 YAKULT	13.85%	1,070,880,050	5.16
7180 KYUSHUFG	13.81%	106,886,410	6.16
8473 SBI	13.55%	3,471,361,420	4.95
2593 ITO EN	13.37%	559,026,400	4.39
9501 TEPCOHD	13.35%	4,137,168,330	8.95
8111 GOLDWIN	13.26%	212,573,180	5.28
3941 RENGO	13.17%	506,166,840	3.92

Small & Others

Stock	Share	Turnover(JPY)	PI (bps)
8918 LAND	53.63%	379,947,800	398.89
6839 FUNAI E	21.87%	960,463,210	3.69
8585 OR.CORP	17.03%	523,827,630	20.01
5563 NP-DENK	16.30%	962,282,170	6.79
6080 M&A CAP	15.75%	296,708,300	7.16
2749 JPHD	14.64%	118,676,810	7.18
3315 NIP-COKE	14.61%	102,079,990	20.56
7527 SYSSOFT	14.45%	190,699,020	12.76
3903 GUMI	14.02%	3,005,537,190	3.16
4733 OBC	13.39%	158,504,400	4.52

Mothers

Stock	Share	Turnover(JPY)	PI (bps)
7671 AMIDAHD	97.85%	222,416,780	0.00
3689 IGNIS	16.97%	628,645,780	0.82
4564 OTS	16.90%	139,989,840	24.39
4168 YAPPLI	16.55%	318,370,100	4.94
4597 SOLASIA	16.53%	126,192,380	16.84
3782 DDS	16.42%	295,789,840	10.32
4588 ONCOLYS	14.92%	316,610,880	3.51
7695 KOUKANDE	14.81%	663,271,600	3.85
2150 CARENET	14.65%	383,370,200	5.21
4425 KUDAN	14.37%	1,638,554,600	5.48

JASDAQ

Stock	Share	Turnover(JPY)	PI (bps)
6628 ONKYOHE	59.45%	2,010,720,700	1086.41
9973 KOZOSUSI	31.72%	130,234,440	71.72
2315 CAICA	28.71%	1,065,453,810	116.18
7610 TAY TWO	20.96%	223,002,360	36.03
9978 BUNKYODO	19.71%	130,470,070	31.80
2702 MCDNALD	18.55%	1,625,455,840	5.85
3236 PROPERST	16.27%	115,272,690	13.04
2437 SHINWISE	14.71%	1,008,229,060	5.24
1407 WEST HD	14.33%	1,434,033,500	5.70
4978 REPROCEL	14.25%	326,174,010	6.00

Second Section

Stock	Share	Turnover(JPY)	PI (bps)
9318 ASIADAVE	69.09%	440,901,600	731.91
7587 PALTEK	35.13%	850,080,780	5.22
6993 DAIKOKYA	25.58%	174,496,390	88.11
1757 CREA HD	20.82%	197,389,910	31.75
3825 REMIX	15.42%	484,054,060	11.19
5817 JMACS	14.17%	162,193,160	4.84
7412 ATOM	12.66%	276,233,560	3.00
4595 MIZHMEDY	12.46%	310,018,800	5.64
3856 ABALANCE	11.48%	1,714,166,500	5.82
6254 NOMURAMI	10.94%	1,602,698,000	2.94

ETFs & REITs

Stock	Share	Turnover(JPY)	PI (bps)
1699 NFOIL	19.40%	1,030,020,717	22.49
1357 NFNKDOUB	17.54%	11,287,285,298	10.12
1615 NFBANKS	17.27%	372,562,480	26.84
1540 JPP GLD	16.47%	387,766,840	5.10
1458 RK 225LV	15.61%	7,446,089,695	2.03
1570 NFNKLV	15.07%	47,803,733,955	6.58
1367 DW TPX2X	14.94%	140,113,417	1.12
1366 DW 225DI	12.54%	182,769,449	4.21
1671 WTI ETF	12.46%	986,825,250	2.18
8985 JHR	11.86%	591,954,940	4.69

Top 10 Stocks by PI

Topix 100

Stock	PI (bps)	Turnover(JPY)	Share
8308 RESONA	2.35	457,803,750	2.53%
5020 ENEOS	2.17	1,202,821,670	3.51%
8604 NOMRAHD	2.13	1,219,159,740	2.73%
8601 DAIWASG	2.06	176,870,150	2.55%
4689 ZHD	2.01	1,457,663,960	5.19%
7201 NISSAN	1.87	1,254,105,970	3.96%
8306 MUFG	1.84	4,140,322,490	3.85%
3402 TORAY	1.77	618,894,520	3.48%
8830 SMIRE&D	1.60	336,422,140	3.77%
9503 KEPCO	1.54	877,351,800	6.92%

Nikkei 225

Stock	PI (bps)	Turnover(JPY)	Share
2768 SOJITZ	9.23	1,941,660,030	12.08%
7211 MMC	9.21	2,169,070,610	9.72%
6472 NTN	9.19	913,143,990	9.86%
7762 CITIZEN	8.98	422,974,920	12.98%
9501 TEPCOHD	8.95	4,137,168,330	13.35%
7186 CONCRDIA	7.15	448,800,590	9.44%
9412 SKYPER J	5.95	123,595,760	11.86%
4704 TREND	5.80	1,277,291,140	12.76%
4151 KYOWAKRN	5.67	571,752,940	10.59%
1332 NISSUI	5.51	431,338,850	15.04%

Topix Mid400

Stock	PI (bps)	Turnover(JPY)	Share
8410 SEVEN BK	13.87	1,299,739,190	18.05%
7167 MEBUKIFG	12.31	619,319,330	10.21%
2768 SOJITZ	9.23	1,941,660,030	12.08%
7211 MMC	9.21	2,169,070,610	9.72%
6472 NTN	9.19	913,143,990	9.86%
9501 TEPCOHD	8.95	4,137,168,330	13.35%
8334 GUNMABK	7.88	170,960,730	12.36%
7186 CONCRDIA	7.15	448,800,590	9.44%
9744 MEITEC	6.88	110,319,400	11.86%
7164 ZENKOKHO	6.75	431,827,450	10.67%

Small & Others

Stock	PI (bps)	Turnover(JPY)	Share
8918 LAND	398.89	379,947,800	53.63%
3315 NIP-COKE	20.56	102,079,990	14.61%
8585 OR.CORP	20.01	523,827,630	17.03%
8848 LEOPC21	18.14	422,489,600	10.49%
8714 SENSUIK	15.75	148,353,020	11.66%
7527 SYSSOFT	12.76	190,699,020	14.45%
6632 JVCKW	11.77	344,088,210	11.09%
7238 AKEBONO	11.67	117,416,100	9.65%
2337 ICHIGO	10.08	132,200,180	11.50%
8515 AIFUL	10.02	669,509,680	12.26%

Mothers

Stock	PI (bps)	Turnover(JPY)	Share
4564 OTS	24.39	139,989,840	16.90%
7078 INC	17.28	252,138,490	5.64%
4597 SOLASIA	16.84	126,192,380	16.53%
4017 CREEMA	15.96	101,398,900	6.28%
9326 KANTSU	15.45	169,563,110	7.16%
4015 ARARA	14.34	183,825,230	8.08%
6177 APPBANK	12.70	133,887,570	5.10%
6192 HYAS&CO.	12.10	143,129,870	4.08%
7092 FFJ	11.95	147,202,300	5.12%
6521 OXIDE	11.78	4,933,378,400	5.64%

JASDAQ

Stock	PI (bps)	Turnover(JPY)	Share
6628 ONKYOHE	1086.41	2,010,720,700	59.45%
2315 CAICA	116.18	1,065,453,810	28.71%
9973 KOZOSUSI	71.72	130,234,440	31.72%
7610 TAY TWO	36.03	223,002,360	20.96%
9978 BUNKYODO	31.80	130,470,070	19.71%
3236 PROPERST	13.04	115,272,690	16.27%
9327 E-LOGIT	12.03	102,142,770	5.77%
4193 FABRICA	11.94	987,019,400	7.28%
7071 AMVIS	11.68	262,400,600	6.77%
6736 SUN	10.20	415,966,550	5.62%

Second Section

Stock	PI (bps)	Turnover(JPY)	Share
9318 ASIADVEVE	731.91	440,901,600	69.09%
6993 DAIKOKYA	88.11	174,496,390	25.58%
1757 CREA HD	31.75	197,389,910	20.82%
7368 HYOJITO	16.26	437,440,200	4.56%
3021 PCNET	12.22	128,706,600	7.77%
3825 REMIX	11.19	484,054,060	15.42%
6721 WINTEST	10.21	190,767,860	8.54%
7831 WELLCOHD	8.45	1,666,320,410	10.58%
6776 TENSHO	6.72	164,200,110	8.67%
3856 ABALANCE	5.82	1,714,166,500	11.48%

ETFs & REITs

Stock	PI (bps)	Turnover(JPY)	Share
1615 NFBANKS	26.84	372,562,480	17.27%
1699 NFOIL	22.49	1,030,020,717	19.40%
1357 NFNKDOUB	10.12	11,287,285,298	17.54%
1570 NFNKLV	6.58	47,803,733,955	15.07%
1321 NFNK225	5.51	1,012,452,980	2.84%
1540 JPP GLD	5.10	387,766,840	16.47%
8985 JHR	4.69	591,954,940	11.86%
3476 R MIRAI	4.65	197,493,130	10.32%
3471 MITSUILP	4.38	201,450,800	4.57%
1366 DW 225DI	4.21	182,769,449	12.54%