

Market Report for the Week of May 03, 2021

Daily Averages

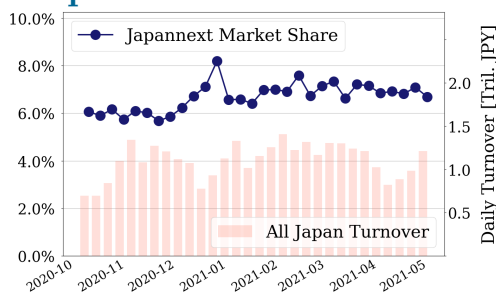
Universe	Turnover(JPY)	Volume	Share	PI (bps)	Symbols
All Market	217,348,592,884	158,537,967	7.35 %	3.56	3428
Topix100	81,118,342,805	18,981,300	6.69 %	0.69	99
Nikkei 225	98,566,553,500	41,519,300	6.82 %	1.81	225
TopixMid400	68,081,984,080	34,976,250	7.61 %	3.21	397
Small & Others	28,742,596,690	30,159,500	7.64 %	4.37	1596
Mothers & Jasdaq	16,932,850,160	48,400,350	9.22 %	23.57	854
ETFs & REITs	19,394,443,394	12,125,067	7.55 %	4.26	128

All Market
7.4 %

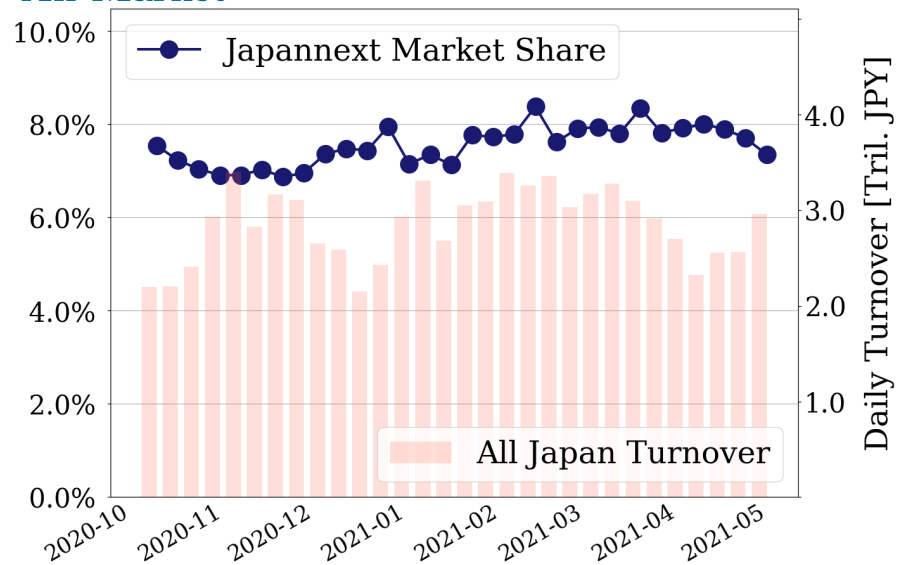
Topix 100
6.7 %

Nikkei 225
6.8 %

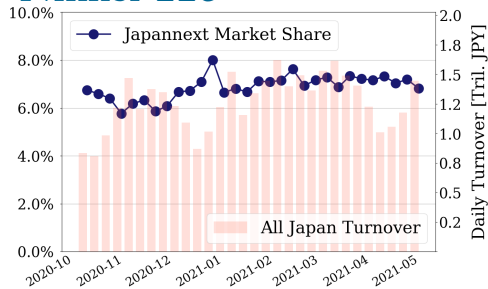
Topix 100



All Market



Nikkei 225



Top Stocks by Turnover

Stock	Turnover(JPY)	Share	PI (bps)
1570 NFNKLV	17,669,079,849	9.67%	2.59
7974 NINTEND	15,222,703,400	9.50%	0.53
6758 SONY G	14,851,120,700	10.20%	0.81
6920 LASRTEC	14,713,736,630	13.79%	1.09
9983 FASTRET	12,699,763,200	10.84%	0.40

Top Stocks by Market Share

Stock	Turnover(JPY)	Share	PI (bps)
6628 ONKYOHE	526,011,790	40.30%	634.87
4056 NEURAL	276,112,100	19.04%	4.51
6103 OKUMA	377,882,180	18.70%	7.18
4425 KUDAN	415,039,200	17.78%	7.52
4704 TREND	975,840,890	16.75%	6.10

Top Stocks by Price Improvement

Stock	Turnover(JPY)	Share	PI (bps)
6628 ONKYOHE	526,011,790	40.30%	634.87
1699 NFOIL	377,750,986	8.47%	26.02
8585 OR.CORP	330,773,840	13.27%	20.85
3496 AZOOM	114,276,600	10.33%	16.55
4498 CYBRTRST	277,601,000	7.58%	15.02

Top Stocks by Savings

Stock	Turnover(JPY)	Share	Savings
6628 ONKYOHE	526,011,790	40.30%	24,212,560
1357 NFNKDOUB	6,930,657,662	15.08%	5,498,610
1570 NFNKLV	17,669,079,849	9.67%	3,730,960
6920 LASRTEC	14,713,736,630	13.79%	1,485,780
9101 NYKLINE	5,526,075,450	13.37%	1,386,170

- ▶ Analysis is based on Japannext and Refinitiv data. Small & Others = First Section - TPX500.
- ▶ All Japan Turnover = Japannext (J+X+U+N) + TSE (excl. Tostnet) + Chi-X (excl. Chi-Match, Chi-Select).
Market Share = Japannext turnover / All Japan Turnover.
- ▶ Opening and Closing auction trades on the TSE are excluded from calculations.
- ▶ Price Improvement (PI) and Savings (PI*volume) are calculated by comparing the execution price against the primary market's best bid for each sell or best offer for each buy at the point of execution from the taker's perspective. Reported PI is a value-weighted average. Names with weekly traded value less than 100,000,000 JPY are excluded from the rankings tables.

Top 10 Stocks by Turnover

Topix 100

Stock	Turnover(JPY)	Share	PI (bps)
7974 NINTEND	15,222,703,400	9.50%	0.53
6758 SONY G	14,851,120,700	10.20%	0.81
9983 FASTRET	12,699,763,200	10.84%	0.40
9984 SOFTBNKG	10,127,862,300	7.42%	0.61
8035 TKOELCN	10,118,244,740	9.55%	0.31
6861 KEYENCE	5,184,550,400	7.75%	0.81
7203 TOYOTA	4,053,933,690	6.37%	0.52
6594 NIDEC	3,993,139,430	9.29%	0.60
8058 MITBISI	3,679,026,160	7.26%	0.88
2413 M3	3,593,156,020	8.83%	0.59

Nikkei 225

Stock	Turnover(JPY)	Share	PI (bps)
6758 SONY G	14,851,120,700	10.20%	0.81
9983 FASTRET	12,699,763,200	10.84%	0.40
9984 SOFTBNKG	10,127,862,300	7.42%	0.61
8035 TKOELCN	10,118,244,740	9.55%	0.31
9101 NYKLINE	5,526,075,450	13.37%	2.89
4751 CYBER A	5,072,565,940	10.44%	1.34
7203 TOYOTA	4,053,933,690	6.37%	0.52
8058 MITBISI	3,679,026,160	7.26%	0.88
2413 M3	3,593,156,020	8.83%	0.59
6954 FANUC	3,395,165,050	7.91%	0.36

Topix Mid400

Stock	Turnover(JPY)	Share	PI (bps)
6920 LASRTEC	14,713,736,630	13.79%	1.09
9101 NYKLINE	5,526,075,450	13.37%	2.89
4751 CYBER A	5,072,565,940	10.44%	1.34
6857 ADVNTST	2,973,297,670	10.20%	2.84
4755 RAKUTENG	2,654,253,660	9.16%	1.86
9104 MTI-OSK	2,268,349,550	6.67%	2.68
6723 RENESAS	2,209,257,120	8.75%	2.23
6506 YASKAWA	1,682,296,220	10.89%	6.58
9501 TEPCOHD	1,671,397,630	9.39%	8.62
9201 JAL	1,648,635,090	6.75%	0.99

Small & Others

Stock	Turnover(JPY)	Share	PI (bps)
8698 MONEX G	5,489,470,670	11.91%	2.58
3681 V-CUBE	1,920,202,660	8.05%	1.28
2929 PHARMA F	1,919,884,200	13.81%	3.68
9107 K-LINE	1,656,423,200	10.62%	4.85
9519 RENOVA	1,621,404,950	12.17%	4.00
3903 GUMI	1,598,410,460	15.51%	2.32
6532 BAYCURNT	1,349,691,500	8.46%	4.29
8005 SCROLL	1,091,882,230	13.97%	2.48
2760 T-ELDEV	1,006,757,500	12.53%	5.35
5423 TKO-STL	590,746,030	7.80%	2.69

Mothers

Stock	Turnover(JPY)	Share	PI (bps)
4488 AIINSIDE	3,481,751,100	6.30%	3.45
4385 MERCARI	2,675,719,900	12.15%	4.44
4934 PANTI-AG	1,046,366,700	11.80%	1.94
3914 JIG-SAW	890,594,900	13.91%	4.66
7342 WEALTHNV	870,905,750	11.04%	2.67
4477 BASE	863,632,190	7.38%	1.94
4478 FREEE	849,448,800	7.25%	4.34
3994 MFORWARD	732,623,800	13.76%	6.21
4563 ANGES	624,129,890	11.37%	1.83
4436 MINKABU	523,231,650	12.43%	3.35

JASDAQ

Stock	Turnover(JPY)	Share	PI (bps)
2702 MCDNALD	818,325,600	12.19%	4.33
4582 SYMBIO	690,994,210	11.45%	2.65
7564 WORKMAN	658,644,600	10.92%	2.53
6628 ONKYOHE	526,011,790	40.30%	634.87
2484 DEMAECAN	402,947,950	8.75%	2.13
1407 WEST HD	385,779,150	14.21%	5.04
3891 KODOSHI	296,810,600	9.95%	5.15
2667 IMAGE1	282,602,840	6.77%	2.87
2162 NMS HD	272,047,810	7.25%	6.86
4293 SEPTENHD	229,916,470	13.07%	4.87

Second Section

Stock	Turnover(JPY)	Share	PI (bps)
7831 WELLCOHD	1,075,423,590	11.84%	8.88
6366 CHIYODA	648,464,710	10.01%	4.62
7625 DINING	443,221,820	6.25%	9.64
3647 GTHREEHD	349,008,380	7.44%	8.55
3663 ARTSPARK	298,716,960	12.50%	2.51
3856 ABALANCE	263,139,300	12.80%	6.61
9878 SEKIDO	230,448,160	5.17%	3.22
6254 NOMURAMI	195,699,850	15.72%	3.09
3825 REMIX	173,767,460	15.70%	10.05
7412 ATOM	137,582,480	12.46%	3.49

ETFs & REITs

Stock	Turnover(JPY)	Share	PI (bps)
1570 NFNKLV	17,669,079,849	9.67%	2.59
1357 NFNKDOUB	6,930,657,662	15.08%	10.01
1458 RK 225LV	2,506,387,707	7.09%	2.48
1579 225 BULL	1,610,232,000	4.43%	2.27
1360 NKBEAR-2	1,356,192,114	9.88%	3.68
1459 RK 225DI	1,107,578,044	4.57%	2.61
1321 NFNK225	660,093,385	5.28%	6.07
1671 WTI ETF	455,813,226	12.71%	2.93
1540 JPP GLD	430,134,672	16.30%	5.15
1699 NFOIL	377,750,986	8.47%	26.02

Top 10 Stocks by Market Share

Topix 100

Stock	Share	Turnover(JPY)	PI (bps)
9022 JR CENT	14.92%	2,768,169,660	0.52
9983 FASTRET	10.84%	12,699,763,200	0.40
9202 ANA	10.53%	3,209,264,760	0.85
6758 SONY G	10.20%	14,851,120,700	0.81
8035 TKOELCN	9.55%	10,118,244,740	0.31
7974 NINTEND	9.50%	15,222,703,400	0.53
6594 NIDEC	9.29%	3,993,139,430	0.60
9021 JR WEST	9.20%	1,183,678,010	0.53
2413 M3	8.83%	3,593,156,020	0.59
4528 ONOPHAM	8.82%	606,595,900	0.86

Nikkei 225

Stock	Share	Turnover(JPY)	PI (bps)
6103 OKUMA	18.70%	377,882,180	7.18
4704 TREND	16.75%	975,840,890	6.10
9022 JR CENT	14.92%	2,768,169,660	0.52
1332 NISSUI	14.11%	274,608,540	6.55
4004 SHOWDEN	13.68%	1,410,883,740	4.83
9101 NYKLINE	13.37%	5,526,075,450	2.89
3861 OJI HD	13.23%	497,868,680	4.48
6472 NTN	13.14%	485,082,960	9.70
3289 TOKYUFHD	12.60%	657,259,330	5.42
7186 CONCRDIA	12.39%	479,819,890	7.64

Topix Mid400

Stock	Share	Turnover(JPY)	PI (bps)
6103 OKUMA	18.70%	377,882,180	7.18
4704 TREND	16.75%	975,840,890	6.10
2175 SMS	15.38%	388,666,440	4.74
1332 NISSUI	14.11%	274,608,540	6.55
6920 LASRTEC	13.79%	14,713,736,630	1.09
4004 SHOWDEN	13.68%	1,410,883,740	4.83
9101 NYKLINE	13.37%	5,526,075,450	2.89
3861 OJI HD	13.23%	497,868,680	4.48
6472 NTN	13.14%	485,082,960	9.70
8572 ACOM	13.14%	118,498,150	5.67

Small & Others

Stock	Share	Turnover(JPY)	PI (bps)
3903 GUMI	15.51%	1,598,410,460	2.32
3962 CHANGE	14.93%	534,273,900	3.81
4574 TAIKO PH	14.42%	105,669,600	1.91
3778 SAKURA	14.37%	109,610,330	4.24
8005 SCROLL	13.97%	1,091,882,230	2.48
2929 PHARMA F	13.81%	1,919,884,200	3.68
2337 ICHIGO	13.29%	132,021,330	8.88
8585 OR.CORP	13.27%	330,773,840	20.85
4220 RIKNTEC	12.93%	121,029,890	5.34
3031 RACCOONH	12.92%	403,766,700	5.53

Mothers

Stock	Share	Turnover(JPY)	PI (bps)
4056 NEURAL	19.04%	276,112,100	4.51
4425 KUDAN	17.78%	415,039,200	7.52
7695 KOUKANDE	15.74%	392,453,000	3.72
7779 CYBRDYNE	15.37%	126,646,980	3.89
7183 ANSINGUR	15.33%	315,507,020	6.66
4167 KOKOPELI	15.00%	102,579,400	6.23
4485 JTOWER	14.48%	482,865,600	4.24
2150 CARENET	14.15%	165,782,300	5.19
4308 JSTREAM	14.06%	224,986,500	3.91
3914 JIG-SAW	13.91%	890,594,900	4.66

JASDAQ

Stock	Share	Turnover(JPY)	PI (bps)
6628 ONKYOHE	40.30%	526,011,790	634.87
1724 SYNCLYR	16.48%	110,557,950	3.68
7071 AMVIS	14.40%	122,006,900	4.46
1407 WEST HD	14.21%	385,779,150	5.04
8256 MARUMIT	13.67%	110,718,320	11.14
4293 SEPTENHD	13.07%	229,916,470	4.87
2702 MCDNALD	12.19%	818,325,600	4.33
4582 SYMBIO	11.45%	690,994,210	2.65
2315 CAICA	11.26%	184,487,280	13.60
7564 WORKMAN	10.92%	658,644,600	2.53

Second Section

Stock	Share	Turnover(JPY)	PI (bps)
4595 MIZHMEDY	16.30%	106,320,450	5.10
6254 NOMURAMI	15.72%	195,699,850	3.09
3825 REMIX	15.70%	173,767,460	10.05
3856 ABALANCE	12.80%	263,139,300	6.61
3663 ARTSPARK	12.50%	298,716,960	2.51
7412 ATOM	12.46%	137,582,480	3.49
7831 WELLCOHD	11.84%	1,075,423,590	8.88
6366 CHIYODA	10.01%	648,464,710	4.62
3647 GTHREEHD	7.44%	349,008,380	8.55
7625 DINING	6.25%	443,221,820	9.64

ETFs & REITs

Stock	Share	Turnover(JPY)	PI (bps)
1540 JPP GLD	16.30%	430,134,672	5.15
1357 NFNKDOUB	15.08%	6,930,657,662	10.01
1365 DW 225LV	14.25%	272,073,147	3.69
1615 NFBANKS	13.95%	111,900,220	13.37
1671 WTI ETF	12.71%	455,813,226	2.93
8985 JHR	11.89%	234,484,280	5.47
1356 TPXBEAR2	11.67%	157,153,696	3.08
1360 NKBEAR-2	9.88%	1,356,192,114	3.68
1570 NFNKLV	9.67%	17,669,079,849	2.59
8963 INV	9.40%	221,319,465	3.77

Top 10 Stocks by PI

Topix 100

Stock	PI (bps)	Turnover(JPY)	Share
4689 ZHD	2.37	1,602,733,780	4.95%
5020 ENEOS	2.34	401,305,180	2.46%
8308 RESONA	2.22	249,954,470	2.95%
8306 MUFG	2.13	2,254,877,250	2.90%
8604 NOMRAHD	2.11	635,338,620	2.07%
7201 NISSAN	1.96	415,149,040	3.36%
8830 SMIRE&D	1.94	378,925,870	7.66%
8601 DAIWASG	1.88	360,883,080	2.98%
3402 TORAY	1.86	160,325,100	2.92%
8002 MARBENI	1.77	1,072,518,150	4.52%

Nikkei 225

Stock	PI (bps)	Turnover(JPY)	Share
7211 MMC	9.99	873,683,070	9.34%
2768 SOJITZ	9.89	1,518,177,340	10.27%
6472 NTN	9.70	485,082,960	13.14%
7762 CITIZEN	9.45	125,331,110	11.66%
9501 TEPCOHD	8.62	1,671,397,630	9.39%
7186 CONCRDIA	7.64	479,819,890	12.39%
6103 OKUMA	7.18	377,882,180	18.70%
6506 YASKAWA	6.58	1,682,296,220	10.89%
1332 NISSUI	6.55	274,608,540	14.11%
4704 TREND	6.10	975,840,890	16.75%

Topix Mid400

Stock	PI (bps)	Turnover(JPY)	Share
8410 SEVEN BK	14.35	618,129,670	11.43%
7167 MEBUKIFG	13.06	240,380,300	8.41%
7211 MMC	9.99	873,683,070	9.34%
2768 SOJITZ	9.89	1,518,177,340	10.27%
6472 NTN	9.70	485,082,960	13.14%
9501 TEPCOHD	8.62	1,671,397,630	9.39%
8359 82-BANK	8.34	113,688,770	8.35%
8334 GUNMABK	7.73	100,007,780	11.79%
7186 CONCRDIA	7.64	479,819,890	12.39%
6103 OKUMA	7.18	377,882,180	18.70%

Small & Others

Stock	PI (bps)	Turnover(JPY)	Share
8585 OR.CORP	20.85	330,773,840	13.27%
7527 SYSSOFT	14.45	328,312,850	12.16%
6632 JVCKW	12.86	222,543,520	12.74%
7897 HOKUSIN	11.38	316,831,130	4.79%
9424 JPN-COMM	11.05	310,532,510	8.40%
7762 CITIZEN	9.45	125,331,110	11.66%
8515 AIFUL	9.11	383,287,880	10.07%
2337 ICHIGO	8.88	132,021,330	13.29%
4384 RAKSUL	7.73	102,135,600	6.59%
8616 TT-FHD	7.26	278,004,760	11.64%

Mothers

Stock	PI (bps)	Turnover(JPY)	Share
3496 AZOOM	16.55	114,276,600	10.33%
4498 CYBRTRST	15.02	277,601,000	7.58%
6521 OXIDE	14.05	499,424,700	7.62%
7343 BROADMIN	8.31	324,214,090	2.87%
4425 KUDAN	7.52	415,039,200	17.78%
4194 VISIONAL	7.29	309,566,700	7.90%
4475 HENNGE	7.22	340,123,200	8.49%
7183 ANSINGUR	6.66	315,507,020	15.33%
2342 TRANS G	6.60	153,054,630	13.30%
4888 STELLAPH	6.26	143,970,630	3.59%

JASDAQ

Stock	PI (bps)	Turnover(JPY)	Share
6628 ONKYOHE	634.87	526,011,790	40.30%
2315 CAICA	13.60	184,487,280	11.26%
8256 MARUMIT	11.14	110,718,320	13.67%
2162 NMS HD	6.86	272,047,810	7.25%
3891 KODOSHI	5.15	296,810,600	9.95%
1407 WEST HD	5.04	385,779,150	14.21%
4293 SEPTENHD	4.87	229,916,470	13.07%
6324 HARMONC	4.54	193,944,200	9.60%
7071 AMVIS	4.46	122,006,900	14.40%
2702 MCDNALD	4.33	818,325,600	12.19%

Second Section

Stock	PI (bps)	Turnover(JPY)	Share
3825 REMIX	10.05	173,767,460	15.70%
7625 DINING	9.64	443,221,820	6.25%
7831 WELLCOHD	8.88	1,075,423,590	11.84%
3647 GTHREEHD	8.55	349,008,380	7.44%
3856 ABALANCE	6.61	263,139,300	12.80%
4595 MIZHMEDY	5.10	106,320,450	16.30%
6366 CHIYODA	4.62	648,464,710	10.01%
7412 ATOM	3.49	137,582,480	12.46%
9878 SEKIDO	3.22	230,448,160	5.17%
6254 NOMURAMI	3.09	195,699,850	15.72%

ETFs & REITs

Stock	PI (bps)	Turnover(JPY)	Share
1699 NFOIL	26.02	377,750,986	8.47%
1615 NFBANKS	13.37	111,900,220	13.95%
1357 NFNKDOUB	10.01	6,930,657,662	15.08%
1321 NFNK225	6.07	660,093,385	5.28%
8985 JHR	5.47	234,484,280	11.89%
1540 JPP GLD	5.15	430,134,672	16.30%
8963 INV	3.77	221,319,465	9.40%
1365 DW 225LV	3.69	272,073,147	14.25%
1360 NKBEAR-2	3.68	1,356,192,114	9.88%
3283 PROLOGIS	3.32	169,032,800	4.46%