

## Market Report for the Week of May 10, 2021

### Daily Averages

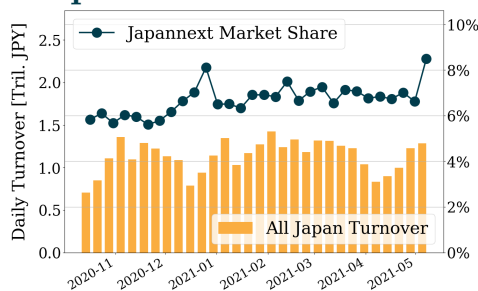
Universe	Turnover(JPY)	Volume	Share	PI (bps)	Symbols
All Market	278,424,793,540	163,121,892	8.32 %	3.08	3466
Topix100	109,097,898,622	23,309,280	8.49 %	0.71	99
Nikkei 225	126,786,855,288	44,803,800	7.92 %	1.57	225
TopixMid400	71,768,294,876	34,489,520	7.49 %	3.14	397
Small & Others	30,739,908,518	31,908,000	7.32 %	4.55	1622
Mothers & Jasdaj	20,605,223,504	33,736,740	9.64 %	10.59	865
ETFs & REITs	42,806,827,712	24,418,552	9.81 %	4.20	132

All Market  
**8.3 %**

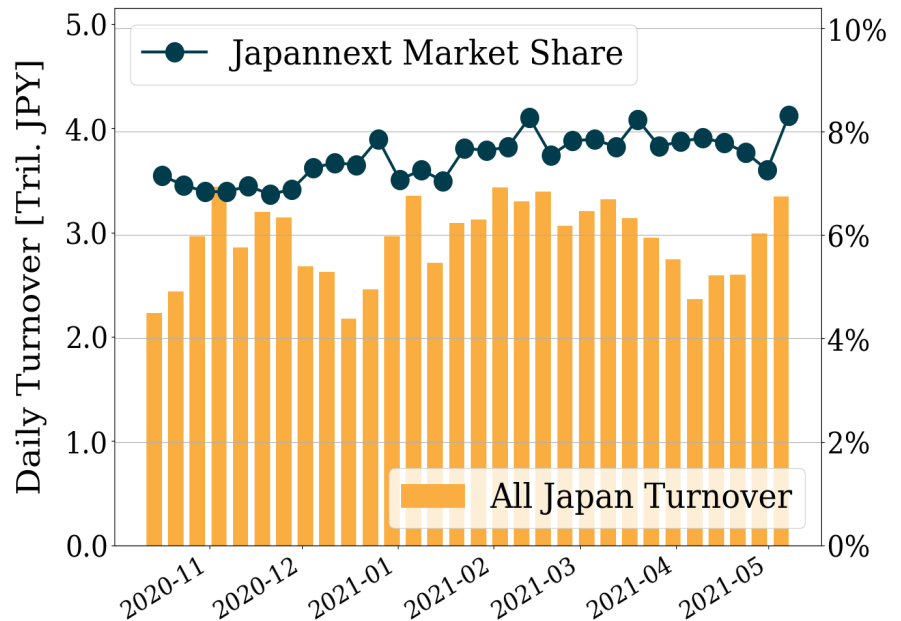
Topix 100  
**8.5 %**

Nikkei 225  
**7.9 %**

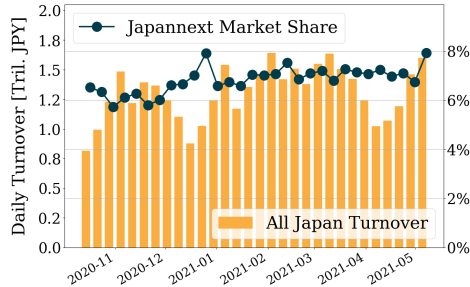
#### Topix 100



#### All Market



#### Nikkei 225



#### Top Stocks by Turnover

Stock	Turnover(JPY)	Share	PI (bps)
1570 NFNKLV	109,366,544,449	12.75%	2.78
9984 SOFTBNKG	87,263,911,240	9.82%	0.41
9983 FASTRET	47,483,952,000	13.35%	0.58
1357 NFNKDOUB	39,388,956,640	14.68%	10.20
7974 NINTEND	35,003,101,100	12.39%	0.55

#### Top Stocks by Market Share

Stock	Turnover(JPY)	Share	PI (bps)
9318 ASIADAVE	189,548,830	62.55%	618.76
6628 ONKYOHE	600,811,070	52.65%	850.55
8918 LAND	239,542,690	51.99%	358.91
7587 PALTEK	199,341,770	31.71%	5.58
1491 CHUGAIM	153,025,480	30.07%	113.08

#### Top Stocks by Price Improvement

Stock	Turnover(JPY)	Share	PI (bps)
6628 ONKYOHE	600,811,070	52.65%	850.55
9318 ASIADAVE	189,548,830	62.55%	618.76
8918 LAND	239,542,690	51.99%	358.91
1491 CHUGAIM	153,025,480	30.07%	113.08
3528 PROSPECT	137,500,320	21.38%	105.64

#### Top Stocks by Savings

Stock	Turnover(JPY)	Share	Savings
1357 NFNKDOUB	39,388,956,640	14.68%	30,418,621
6628 ONKYOHE	600,811,070	52.65%	25,535,060
1570 NFNKLV	109,366,544,449	12.75%	23,818,372
8918 LAND	239,542,690	51.99%	6,221,880
9318 ASIADAVE	189,548,830	62.55%	5,396,930

- ▶ Analysis is based on Japannext and Refinitiv data. Small & Others = First Section - TPX500.
- ▶ All Japan Turnover = Japannext (J+X+U+N) + TSE (excl. Tostnet) + Chi-X (Chi-Alpha + Chi-Select excl. Chi-Match). Market Share = Japannext turnover / All Japan Turnover.
- ▶ Opening and Closing auction trades on the TSE are excluded from calculations.
- ▶ Price Improvement (PI) and Savings (PI\*volume) are calculated by comparing the execution price against the primary market's best bid for each sell or best offer for each buy at the point of execution from the taker's perspective. Reported PI is a value-weighted average. Names with weekly traded value less than 100,000,000 JPY are excluded from the rankings tables.

## Top 10 Stocks by Turnover

### Topix 100

Stock	Turnover(JPY)	Share	PI (bps)
9984 SOFTBNKG	87,263,911,240	9.82%	0.41
9983 FASTRET	47,483,952,000	13.35%	0.58
7974 NINTEND	35,003,101,100	12.39%	0.55
8035 TKOELCN	29,479,071,460	10.83%	0.35
6758 SONY G	28,899,884,600	10.64%	0.71
7203 TOYOTA	25,882,043,720	9.58%	0.48
6861 KEYENCE	14,657,057,700	11.58%	0.78
6594 NIDEC	13,211,113,580	11.12%	0.79
5401 NSTEEL	12,348,175,860	8.40%	0.97
2413 M3	9,952,011,330	10.08%	0.66

### Nikkei 225

Stock	Turnover(JPY)	Share	PI (bps)
9984 SOFTBNKG	87,263,911,240	9.82%	0.41
9983 FASTRET	47,483,952,000	13.35%	0.58
8035 TKOELCN	29,479,071,460	10.83%	0.35
6758 SONY G	28,899,884,600	10.64%	0.71
7203 TOYOTA	25,882,043,720	9.58%	0.48
5401 NSTEEL	12,348,175,860	8.40%	0.97
9101 NYKLINE	12,197,846,540	10.74%	2.91
6857 ADVNTST	10,184,399,260	10.64%	3.07
2413 M3	9,952,011,330	10.08%	0.66
9022 JR CENT	9,577,247,430	19.70%	0.85

### Topix Mid400

Stock	Turnover(JPY)	Share	PI (bps)
6920 LASRTEC	30,195,434,760	12.28%	1.33
9101 NYKLINE	12,197,846,540	10.74%	2.91
6857 ADVNTST	10,184,399,260	10.64%	3.07
6701 NEC	5,598,349,060	9.41%	4.85
9104 MTI-OSK	5,537,435,320	9.94%	3.07
6502 TOSHIBA	5,347,076,660	9.60%	3.24
6723 RENESAS	5,132,800,460	10.49%	2.42
3436 SUMCO	5,022,290,630	4.99%	0.96
4751 CYBER A	4,850,762,990	8.50%	1.30
6506 YASKAWA	4,837,967,450	8.32%	4.44

### Small & Others

Stock	Turnover(JPY)	Share	PI (bps)
8698 MONEX G	12,132,278,330	10.71%	3.00
2929 PHARMA F	5,060,514,800	11.90%	3.49
6532 BAYCURNT	4,202,337,000	8.34%	5.44
9107 K-LINE	4,013,364,730	9.16%	3.65
2760 T-ELDEV	3,451,131,900	12.03%	4.40
3681 V-CUBE	3,348,764,490	10.01%	1.32
3903 GUMI	3,095,208,780	8.96%	2.54
9519 RENOVA	2,437,631,310	9.89%	4.30
8515 AIFUL	2,032,994,420	9.13%	7.88
6967 SINKOEI	2,027,624,190	10.90%	4.50

### Mothers

Stock	Turnover(JPY)	Share	PI (bps)
4488 AIINSIDE	10,491,923,400	11.32%	2.29
3914 JIG-SAW	4,323,079,900	9.43%	4.18
4385 MERCARI	3,453,147,600	9.88%	3.12
4478 FREEE	2,387,458,600	11.60%	5.61
7342 WEALTHNV	2,346,947,550	10.26%	4.19
4477 BASE	2,171,694,850	5.55%	2.35
4934 PANTI-AG	1,881,304,000	13.89%	2.10
4563 ANGES	1,811,649,020	10.33%	2.12
4436 MINKABU	1,601,559,800	11.90%	4.85
4165 PLAID	1,592,477,180	8.85%	3.73

### JASDAQ

Stock	Turnover(JPY)	Share	PI (bps)
6629 TECHNOHR	3,377,851,210	7.21%	2.29
4582 SYMBIO	2,857,842,060	11.19%	3.01
2702 MCDNALD	2,420,824,550	15.77%	4.67
7564 WORKMAN	1,786,299,400	12.50%	2.81
2484 DEMAECAN	988,787,550	9.55%	2.45
6890 FERROTEC	880,426,790	8.07%	2.18
1407 WEST HD	794,258,540	14.70%	6.64
6324 HARMONC	784,045,600	10.71%	4.74
7071 AMVIS	711,794,200	15.68%	5.19
6787 MEIKOEL	702,851,600	7.71%	1.96

### Second Section

Stock	Turnover(JPY)	Share	PI (bps)
4595 MIZHMEDY	1,274,518,510	13.19%	1.88
3856 ABALANCE	1,243,064,300	17.68%	8.68
6366 CHIYODA	1,148,101,550	10.16%	5.49
3663 ARTSPARK	998,880,730	11.87%	7.81
6254 NOMURAMI	951,567,900	13.11%	4.35
3647 GTHREEHD	752,977,980	9.92%	8.10
5816 ONAMBA	695,029,830	7.64%	4.43
7831 WELCOHD	568,798,520	11.68%	10.08
7625 DINING	551,469,190	7.32%	7.71
3825 REMIX	520,634,790	20.48%	11.03

### ETFs & REITs

Stock	Turnover(JPY)	Share	PI (bps)
1570 NFNKLV	109,366,544,449	12.75%	2.78
1357 NFNKDOUB	39,388,956,640	14.68%	10.20
1458 RK 225LV	14,115,215,581	9.64%	2.48
1360 NKBEAR-2	8,529,161,738	10.59%	3.42
1579 225 BULL	8,437,306,570	9.77%	2.17
1459 RK 225DI	6,063,244,455	9.53%	2.29
1321 NFNK225	3,943,601,747	4.32%	1.88
1552 VIXSHORT	2,460,613,350	7.55%	2.36
1568 TPX BULL	1,274,278,050	4.06%	1.02
1365 DW 225LV	1,256,380,123	12.73%	4.23

## Top 10 Stocks by Market Share

### Topix 100

Stock	Share	Turnover(JPY)	PI (bps)
9022 JR CENT	19.70%	9,577,247,430	0.85
9983 FASTRET	13.35%	47,483,952,000	0.58
7974 NINTEND	12.39%	35,003,101,100	0.55
6861 KEYENCE	11.58%	14,657,057,700	0.78
6594 NIDEC	11.12%	13,211,113,580	0.79
8035 TKOELCN	10.83%	29,479,071,460	0.35
6702 FUJITSU	10.75%	4,819,634,390	1.00
6758 SONY G	10.64%	28,899,884,600	0.71
4661 OLC	10.56%	5,117,811,300	0.53
8830 SMIRE&D	10.48%	1,866,978,570	2.49

### Nikkei 225

Stock	Share	Turnover(JPY)	PI (bps)
9022 JR CENT	19.70%	9,577,247,430	0.85
1333 MARUNICI	13.72%	429,120,230	2.05
9983 FASTRET	13.35%	47,483,952,000	0.58
9412 SKYPER J	11.74%	245,712,890	6.57
9001 TOBU RR	11.30%	682,316,100	1.59
8035 TKOELCN	10.83%	29,479,071,460	0.35
9501 TEPCOHD	10.78%	2,710,252,120	8.84
6702 FUJITSU	10.75%	4,819,634,390	1.00
9101 NYKLINE	10.74%	12,197,846,540	2.91
6758 SONY G	10.64%	28,899,884,600	0.71

### Topix Mid400

Stock	Share	Turnover(JPY)	PI (bps)
3591 WACOALHD	19.54%	346,070,160	3.18
5991 NHK SPR	16.41%	250,372,600	4.08
8410 SEVEN BK	14.23%	1,186,124,430	14.67
1333 MARUNICI	13.72%	429,120,230	2.05
8572 ACOM	13.37%	355,579,950	5.81
9831 YAMADAHD	13.24%	1,296,648,150	6.07
2175 SMS	13.06%	793,886,970	2.23
3563 F&LC	12.89%	4,817,986,970	3.06
9627 AIN HD	12.51%	263,083,680	5.99
4686 JUSTSYS	12.28%	627,044,610	5.80

### Small & Others

Stock	Share	Turnover(JPY)	PI (bps)
8918 LAND	51.99%	239,542,690	358.91
2398 TSUKUIHD	28.59%	202,321,860	4.35
3925 DS	21.85%	134,261,050	5.37
6839 FUNAI E	18.93%	855,983,290	3.82
7527 SYSSOFT	16.65%	246,236,020	13.87
8803 HEIWARE	15.10%	330,248,450	7.62
2193 COOK	14.75%	230,511,040	9.25
8016 ONWARDHD	14.14%	237,434,280	8.83
4369 TRICHEMI	13.64%	521,750,550	5.43
6740 JDI	13.63%	217,204,870	71.70

### Mothers

Stock	Share	Turnover(JPY)	PI (bps)
2370 MEDINET	22.12%	111,730,310	67.06
2586 FRUTA	17.10%	245,492,130	10.56
3793 DRECOM	15.30%	158,784,040	3.87
4880 CELLSOUR	15.23%	514,257,300	3.62
3994 MFORWARD	14.73%	1,404,553,000	5.68
4597 SOLASIA	14.39%	157,162,780	18.12
3542 VEGA	14.35%	158,216,680	4.09
3998 SURALANT	14.35%	282,514,000	4.81
3674 AUCFAN	14.12%	160,989,260	3.81
2497 UNITED	13.90%	182,538,050	6.56

### JASDAQ

Stock	Share	Turnover(JPY)	PI (bps)
6628 ONKYOHE	52.65%	600,811,070	850.55
9973 KOZOSUSI	23.71%	101,043,270	76.01
4764 NEXUSB	18.77%	348,921,100	10.77
6840 AKIBA	17.49%	138,396,000	9.90
2702 MCDNALD	15.77%	2,420,824,550	4.67
7071 AMVIS	15.68%	711,794,200	5.19
6145 NITTOKU	15.13%	164,848,350	6.39
3891 KODOSHI	14.71%	509,083,760	6.16
1407 WEST HD	14.70%	794,258,540	6.64
6918 AVALDT	14.66%	131,431,250	6.01

### Second Section

Stock	Share	Turnover(JPY)	PI (bps)
9318 ASIADAVE	62.55%	189,548,830	618.76
7587 PALTEK	31.71%	199,341,770	5.58
1491 CHUGAIM	30.07%	153,025,480	113.08
7279 HI-LEX	26.50%	284,247,300	7.16
6993 DAIKOKYA	24.90%	196,676,460	104.74
3528 PROSPECT	21.38%	137,500,320	105.64
3825 REMIX	20.48%	520,634,790	11.03
3856 ABALANCE	17.68%	1,243,064,300	8.68
1757 SMALMEDI	14.16%	247,772,030	41.13
2375 GIGWORKS	14.11%	204,565,110	4.48

### ETFs & REITs

Stock	Share	Turnover(JPY)	PI (bps)
1699 NFOIL	25.33%	1,084,640,197	25.88
1540 JPP GLD	15.83%	796,410,277	4.99
1357 NFNKDOUB	14.68%	39,388,956,640	10.20
8985 JHR	13.01%	800,887,260	4.37
1366 DW 225DI	12.97%	575,674,244	3.76
1570 NFNKLV	12.75%	109,366,544,449	2.78
1365 DW 225LV	12.73%	1,256,380,123	4.23
1360 NKBEAR-2	10.59%	8,529,161,738	3.42
1671 WTI ETF	10.11%	1,186,164,092	2.59
1579 225 BULL	9.77%	8,437,306,570	2.17

## Top 10 Stocks by PI

### Topix 100

Stock	PI (bps)	Turnover(JPY)	Share
8830 SMIRE&D	2.49	1,866,978,570	10.48%
5020 ENEOS	2.47	2,100,909,350	3.41%
8308 RESONA	2.33	704,060,750	3.21%
4689 ZHD	2.33	2,659,027,600	5.01%
7201 NISSAN	2.13	2,346,491,350	3.84%
3402 TORAY	2.03	655,236,710	3.71%
8601 DAIWASG	1.96	396,011,540	2.74%
8604 NOMRAHD	1.95	1,717,157,450	3.37%
6869 SYSMEX	1.92	1,104,902,480	8.80%
4188 MTBCM HD	1.72	890,133,720	3.74%

### Nikkei 225

Stock	PI (bps)	Turnover(JPY)	Share
7211 MMC	9.94	2,381,457,910	9.52%
6472 NTN	9.50	872,710,080	10.56%
9501 TEPCOHD	8.84	2,710,252,120	10.78%
2768 SOJITZ	8.73	2,318,567,970	9.07%
7762 CITIZEN	7.91	586,399,730	10.25%
7186 CONCRDIA	7.45	629,197,370	8.25%
3103 UNITIKA	7.44	146,799,520	9.00%
9412 SKYPER J	6.57	245,712,890	11.74%
4704 TREND	5.50	1,416,966,020	9.08%
1332 NISSUI	5.45	547,122,480	8.73%

### Topix Mid400

Stock	PI (bps)	Turnover(JPY)	Share
8410 SEVEN BK	14.67	1,186,124,430	14.23%
7167 MEBUKIFG	12.36	543,333,630	8.59%
7211 MMC	9.94	2,381,457,910	9.52%
6472 NTN	9.50	872,710,080	10.56%
9501 TEPCOHD	8.84	2,710,252,120	10.78%
2768 SOJITZ	8.73	2,318,567,970	9.07%
8334 GUNMABK	7.61	209,266,940	11.58%
8359 82-BANK	7.51	191,567,200	8.45%
7186 CONCRDIA	7.45	629,197,370	8.25%
7780 MENICON	6.82	286,218,100	7.93%

### Small & Others

Stock	PI (bps)	Turnover(JPY)	Share
8918 LAND	358.91	239,542,690	51.99%
6740 JDI	71.70	217,204,870	13.63%
3315 NIP-COKE	21.38	103,113,550	12.10%
8848 LEOPC21	19.85	199,719,190	13.48%
8585 OR.CORP	19.66	655,615,080	12.18%
7366 LITALICO	16.27	109,958,200	5.67%
7527 SYSSOFT	13.87	246,236,020	16.65%
8714 SENSUIK	13.83	164,011,380	13.04%
7238 AKEBONO	13.23	119,732,050	8.72%
6632 JVCKW	13.20	384,019,300	10.29%

### Mothers

Stock	PI (bps)	Turnover(JPY)	Share
2370 MEDINET	67.06	111,730,310	22.12%
4564 OTS	27.55	150,223,530	13.57%
4498 CYBRTRST	25.68	656,452,700	7.80%
7095 MACBEEP	21.92	107,925,000	12.14%
7363 BABYCALE	21.44	282,474,500	12.20%
6612 BALMUDA	18.85	336,504,800	13.69%
4597 SOLASIA	18.12	157,162,780	14.39%
9326 KANTSU	16.48	103,183,100	7.39%
7078 INC	15.88	108,849,420	6.19%
4017 CREEMA	15.28	207,388,200	8.71%

### JASDAQ

Stock	PI (bps)	Turnover(JPY)	Share
6628 ONKYOHE	850.55	600,811,070	52.65%
9973 KOZOSUSI	76.01	101,043,270	23.71%
4196 NEOMARKE	42.04	101,279,920	8.51%
4193 FABRICA	20.05	284,441,100	9.28%
2315 CAICA	16.20	408,986,380	10.22%
7841 ENDOMFG	12.66	187,017,650	12.55%
6625 JALCO HD	11.66	109,981,000	12.44%
3540 CIMEDICL	11.61	265,868,000	8.95%
4764 NEXUSB	10.77	348,921,100	18.77%
3776 BB-TOWER	10.03	127,050,190	11.18%

### Second Section

Stock	PI (bps)	Turnover(JPY)	Share
9318 ASIADVEVE	618.76	189,548,830	62.55%
1491 CHUGAIM	113.08	153,025,480	30.07%
3528 PROSPECT	105.64	137,500,320	21.38%
6993 DAIKOKYA	104.74	196,676,460	24.90%
8789 FINTECH	54.00	120,626,840	12.48%
1757 SMALMEDI	41.13	247,772,030	14.16%
3825 REMIX	11.03	520,634,790	20.48%
7831 WELLCOHD	10.08	568,798,520	11.68%
8508 JTRUST	8.76	322,275,800	5.32%
3856 ABALANCE	8.68	1,243,064,300	17.68%

### ETFs & REITs

Stock	PI (bps)	Turnover(JPY)	Share
1699 NFOIL	25.88	1,084,640,197	25.33%
1615 NFBANKS	19.75	251,297,680	9.41%
1357 NFNKDOUB	10.20	39,388,956,640	14.68%
1540 JPP GLD	4.99	796,410,277	15.83%
1571 NFNKIV	4.43	328,939,044	9.26%
8985 JHR	4.37	800,887,260	13.01%
1365 DW 225LV	4.23	1,256,380,123	12.73%
3468 STARASIA	4.04	138,605,370	9.49%
1366 DW 225DI	3.76	575,674,244	12.97%
1360 NKBEAR-2	3.42	8,529,161,738	10.59%