

Market Report for the Week of May 17, 2021

Daily Averages

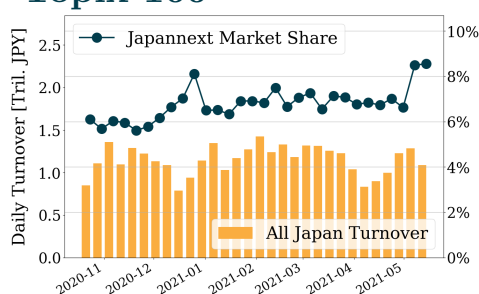
Universe	Turnover(JPY)	Volume	Share	PI (bps)	Symbols
All Market	246,748,296,704	152,930,480	8.86 %	3.23	3392
Topix100	93,054,710,064	20,200,800	8.55 %	0.70	99
Nikkei 225	108,489,546,114	40,479,200	8.40 %	1.61	225
TopixMid400	66,267,160,102	33,102,580	8.53 %	3.16	397
Small & Others	25,303,588,166	26,975,480	7.63 %	4.59	1594
Mothers & Jasdaq	21,269,818,834	39,231,040	9.44 %	13.07	837
ETFs & REITs	38,042,456,354	20,464,560	11.39 %	4.00	130

All Market
8.9 %

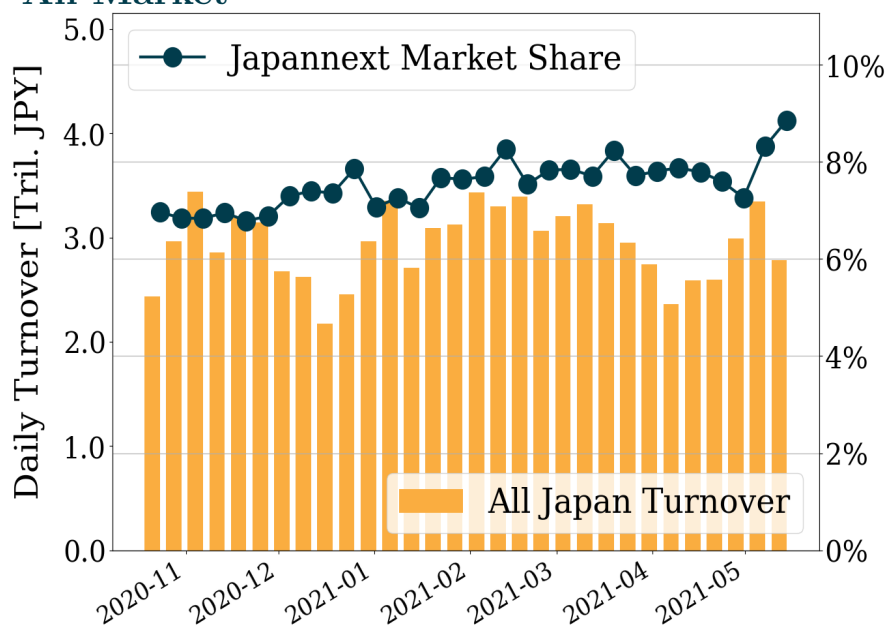
Topix 100
8.6 %

Nikkei 225
8.4 %

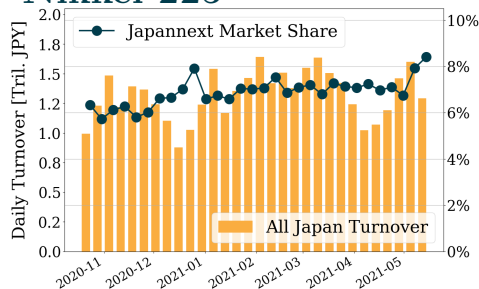
Topix 100



All Market



Nikkei 225



Top Stocks by Turnover

Stock	Turnover(JPY)	Share	PI (bps)
1570 NFNKLV	94,995,929,605	13.41%	2.70
9984 SOFTBNKG	66,807,489,810	11.29%	0.39
9983 FASTRET	45,424,642,600	14.55%	0.42
1357 NFNKDOUB	30,821,784,819	18.16%	10.27
7974 NINTEND	30,760,559,500	11.25%	0.58

Top Stocks by Market Share

Stock	Turnover(JPY)	Share	PI (bps)
8918 LAND	106,742,760	63.61%	438.39
6628 ONKYOHE	940,653,470	55.08%	628.41
1699 NFOIL	1,439,788,879	35.11%	26.02
6175 NETMARKE	142,437,240	31.24%	6.18
8739 SPARX G	147,332,630	23.57%	11.23

Top Stocks by Price Improvement

Stock	Turnover(JPY)	Share	PI (bps)
6628 ONKYOHE	940,653,470	55.08%	628.41
8918 LAND	106,742,760	63.61%	438.39
6740 JDI	271,644,850	20.67%	93.24
6993 DAIKOKYA	841,928,190	20.63%	82.08
4011 HEADWATR	165,501,200	6.40%	29.28

Top Stocks by Savings

Stock	Turnover(JPY)	Share	Savings
6628 ONKYOHE	940,653,470	55.08%	33,870,430
1357 NFNKDOUB	30,821,784,819	18.16%	23,147,193
1570 NFNKLV	94,995,929,605	13.41%	21,053,096
6993 DAIKOKYA	841,928,190	20.63%	5,633,810
1458 RK 225LV	18,589,259,343	16.22%	4,124,643

- ▶ Analysis is based on Japannext and Refinitiv data. Small & Others = First Section - TPX500.
- ▶ All Japan Turnover = Japannext (J+X+U+N) + TSE (excl. Tostnet) + Chi-X (Chi-Alpha + Chi-Select excl. Chi-Match). Market Share = Japannext turnover / All Japan Turnover.
- ▶ Opening and Closing auction trades on the TSE are excluded from calculations.
- ▶ Price Improvement (PI) and Savings (PI*volume) are calculated by comparing the execution price against the primary market's best bid for each sell or best offer for each buy at the point of execution from the taker's perspective. Reported PI is a value-weighted average. Names with weekly traded value less than 100,000,000 JPY are excluded from the rankings tables.

Top 10 Stocks by Turnover

Topix 100

Stock	Turnover(JPY)	Share	PI (bps)
9984 SOFTBNKG	66,807,489,810	11.29%	0.39
9983 FASTRET	45,424,642,600	14.55%	0.42
7974 NINTEND	30,760,559,500	11.25%	0.58
8035 TKOELCN	29,756,997,080	13.35%	0.38
6758 SONY G	20,071,932,410	11.81%	0.76
7203 TOYOTA	17,613,507,550	7.38%	0.45
6861 KEYENCE	11,387,901,300	11.76%	0.82
6594 NIDEC	9,325,030,300	10.57%	0.86
9022 JR CENT	8,798,955,600	16.61%	0.79
7741 HOYA	8,510,310,970	9.43%	1.29

Nikkei 225

Stock	Turnover(JPY)	Share	PI (bps)
9984 SOFTBNKG	66,807,489,810	11.29%	0.39
9983 FASTRET	45,424,642,600	14.55%	0.42
8035 TKOELCN	29,756,997,080	13.35%	0.38
6758 SONY G	20,071,932,410	11.81%	0.76
7203 TOYOTA	17,613,507,550	7.38%	0.45
9022 JR CENT	8,798,955,600	16.61%	0.79
6857 ADVNTST	8,057,348,490	12.60%	3.28
2413 M3	7,851,714,690	11.17%	0.62
8316 SMFG	7,693,451,970	7.41%	0.80
9101 NYKLINE	7,321,529,950	12.46%	3.24

Topix Mid400

Stock	Turnover(JPY)	Share	PI (bps)
6920 LASRTEC	29,439,556,600	14.86%	1.42
6857 ADVNTST	8,057,348,490	12.60%	3.28
9101 NYKLINE	7,321,529,950	12.46%	3.24
6701 NEC	5,358,809,720	11.00%	5.76
1605 INPEX	4,826,337,320	11.95%	3.78
4755 RAKUTENG	4,394,531,180	9.59%	2.04
6762 TDK	4,304,520,430	9.76%	2.17
4751 CYBER A	3,861,442,880	9.29%	1.36
6976 TAIYOYU	3,734,334,410	9.89%	3.18
5486 HIT-MTL	3,704,680,460	11.36%	1.33

Small & Others

Stock	Turnover(JPY)	Share	PI (bps)
8698 MONEX G	13,300,034,930	14.24%	3.38
2929 PHARMA F	3,842,514,500	10.81%	3.81
3903 GUMI	3,546,344,360	14.50%	3.33
8515 AIFUL	3,266,720,800	11.14%	7.02
6532 BAYCURNT	2,318,403,500	7.79%	6.01
9519 RENOVA	2,253,968,400	10.41%	4.10
7816 SNOWPEAK	2,020,548,450	13.05%	4.32
6967 SINKOEI	1,727,715,150	11.21%	4.39
9603 H.I.S.	1,725,970,390	8.29%	1.71
3681 V-CUBE	1,538,982,830	7.59%	1.29

Mothers

Stock	Turnover(JPY)	Share	PI (bps)
4488 AIINSIDE	7,088,919,300	15.54%	2.67
2160 GNI	3,982,294,270	7.78%	1.58
4934 PANTI-AG	3,875,466,900	9.85%	1.66
4436 MINKABU	3,708,933,350	11.86%	3.99
4498 CYBRTRST	2,758,930,900	8.36%	13.93
7342 WEALTHNV	2,642,478,050	9.60%	3.44
3914 JIG-SAW	2,497,881,600	13.82%	5.71
4563 ANGES	2,435,715,570	10.90%	2.22
2150 CARENET	2,391,648,700	13.85%	7.27
4385 MERCARI	2,311,070,050	10.70%	3.30

JASDAQ

Stock	Turnover(JPY)	Share	PI (bps)
4582 SYMBIO	4,515,509,940	10.08%	2.96
6629 TECHNOHR	2,984,552,290	9.72%	1.99
2702 MCDNALD	1,814,096,490	13.43%	4.85
6890 FERROTEC	1,256,972,610	8.59%	2.17
6324 HARMONC	958,623,700	8.87%	4.27
6628 ONKYOHE	940,653,470	55.08%	628.41
4193 FABRICA	774,583,700	10.18%	13.65
1407 WEST HD	759,160,950	16.21%	6.32
7071 AMVIS	724,302,800	13.26%	5.25
7564 WORKMAN	694,546,200	12.40%	2.94

Second Section

Stock	Turnover(JPY)	Share	PI (bps)
3856 ABALANCE	2,534,547,150	15.12%	5.04
6993 DAIKOKYA	841,928,190	20.63%	82.08
3647 GTHREEHD	778,875,280	6.90%	7.42
3825 REMIX	633,246,050	20.97%	14.43
6366 CHIYODA	621,606,010	12.48%	6.63
6254 NOMURAMI	605,050,100	12.73%	5.17
3663 ARTSPARK	569,741,490	13.77%	6.71
6835 ALLIEDHD	495,986,510	10.00%	17.25
9878 SEKIDO	412,399,830	6.12%	2.20
6775 TB GROUP	343,333,140	6.08%	13.38

ETFs & REITs

Stock	Turnover(JPY)	Share	PI (bps)
1570 NFNKLV	94,995,929,605	13.41%	2.70
1357 NFNKDOUB	30,821,784,819	18.16%	10.27
1458 RK 225LV	18,589,259,343	16.22%	2.70
1360 NKBEAR-2	7,679,320,271	10.31%	3.48
1579 225 BULL	7,461,125,670	15.26%	2.41
1459 RK 225DI	6,484,922,826	10.13%	2.19
1321 NFNK225	2,610,580,746	6.79%	1.06
1671 WTI ETF	2,173,227,213	12.24%	2.46
1552 VIXSHORT	2,133,704,225	6.60%	2.75
1699 NFOIL	1,439,788,879	35.11%	26.02

Top 10 Stocks by Market Share

Topix 100

Stock	Share	Turnover(JPY)	PI (bps)
9022 JR CENT	16.61%	8,798,955,600	0.79
9983 FASTRET	14.55%	45,424,642,600	0.42
4528 ONOPHAM	13.89%	1,579,247,110	1.22
7832 BANNAMHD	13.75%	2,397,327,130	1.38
8035 TKOELCN	13.35%	29,756,997,080	0.38
6758 SONY G	11.81%	20,071,932,410	0.76
6861 KEYENCE	11.76%	11,387,901,300	0.82
9984 SOFTBNKG	11.29%	66,807,489,810	0.39
7974 NINTEND	11.25%	30,760,559,500	0.58
2413 M3	11.17%	7,851,714,690	0.62

Nikkei 225

Stock	Share	Turnover(JPY)	PI (bps)
1333 MARUNICI	18.34%	260,999,400	2.13
9022 JR CENT	16.61%	8,798,955,600	0.79
9412 SKYPER J	15.85%	239,894,840	6.70
2269 MEIJI HD	15.01%	1,831,828,870	4.40
9983 FASTRET	14.55%	45,424,642,600	0.42
7762 CITIZEN	14.13%	567,139,030	8.21
1802 OBAYASI	14.01%	1,391,044,410	3.55
2282 NH FOODS	13.75%	1,161,554,920	3.32
7832 BANNAMHD	13.75%	2,397,327,130	1.38
7186 CONCRDIA	13.51%	762,491,160	7.35

Topix Mid400

Stock	Share	Turnover(JPY)	PI (bps)
6136 OSG	21.14%	336,602,750	2.57
9832 AUBACS	18.88%	284,707,500	2.11
1333 MARUNICI	18.34%	260,999,400	2.13
9831 YAMADAHD	17.03%	1,369,284,070	6.13
7313 TS TECH	16.49%	306,195,730	2.81
3591 WACOALHD	15.98%	272,226,410	2.34
2269 MEIJI HD	15.01%	1,831,828,870	4.40
6920 LASRTEC	14.86%	29,439,556,600	1.42
8341 77-BANK	14.80%	126,343,960	2.72
4686 JUSTSYS	14.42%	545,853,710	4.42

Small & Others

Stock	Share	Turnover(JPY)	PI (bps)
8918 LAND	63.61%	106,742,760	438.39
6175 NETMARKE	31.24%	142,437,240	6.18
8739 SPARX G	23.57%	147,332,630	11.23
3975 AOITYOHD	21.91%	804,347,370	5.09
6740 JDI	20.67%	271,644,850	93.24
9412 SKYPER J	15.85%	239,894,840	6.70
1821 MS-CON	15.03%	177,373,630	6.19
7717 V TECH	14.99%	337,473,400	6.25
5563 NP-DENK	14.98%	628,874,650	8.02
6839 FUNAI E	14.52%	378,948,100	3.23

Mothers

Stock	Share	Turnover(JPY)	PI (bps)
7068 FEEDFORC	18.22%	191,033,660	16.29
3793 DRECOM	17.27%	127,021,310	4.06
4488 AIINSIDE	15.54%	7,088,919,300	2.67
4425 KUDAN	15.33%	852,713,100	4.29
4880 CELLSOUR	15.27%	520,077,300	3.79
4431 SMAREGI	14.32%	183,955,500	7.94
4308 JSTREAM	14.11%	478,164,900	4.84
2150 CARENET	13.85%	2,391,648,700	7.27
3914 JIG-SAW	13.82%	2,497,881,600	5.71
4056 NEURAL	13.17%	786,994,850	2.50

JASDAQ

Stock	Share	Turnover(JPY)	PI (bps)
6628 ONKYOHE	55.08%	940,653,470	628.41
1407 WEST HD	16.21%	759,160,950	6.32
4816 TOEIANM	15.05%	250,645,200	4.99
9436 OKINCEL	13.71%	127,055,700	5.85
2702 MCDNALD	13.43%	1,814,096,490	4.85
3891 KODOSHI	13.42%	341,564,450	5.24
7071 AMVIS	13.26%	724,302,800	5.25
4293 SEPTENHD	13.09%	225,425,430	5.40
6840 AKIBA	13.02%	100,829,400	7.93
7177 GMOFHD	12.94%	204,743,280	4.35

Second Section

Stock	Share	Turnover(JPY)	PI (bps)
3825 REMIX	20.97%	633,246,050	14.43
6993 DAIKOKYA	20.63%	841,928,190	82.08
3856 ABALANCE	15.12%	2,534,547,150	5.04
7412 ATOM	15.04%	170,263,160	3.02
3663 ARTSPARK	13.77%	569,741,490	6.71
6254 NOMURAMI	12.73%	605,050,100	5.17
6366 CHIYODA	12.48%	621,606,010	6.63
2375 GIGWORKS	12.30%	170,453,720	4.18
6835 ALLIEDHD	10.00%	495,986,510	17.25
4595 MIZHMEDY	9.79%	217,702,040	1.88

ETFs & REITs

Stock	Share	Turnover(JPY)	PI (bps)
1699 NFOIL	35.11%	1,439,788,879	26.02
1357 NFNKDOUB	18.16%	30,821,784,819	10.27
1458 RK 225LV	16.22%	18,589,259,343	2.70
1365 DW 225LV	15.77%	827,837,747	3.66
1579 225 BULL	15.26%	7,461,125,670	2.41
1540 JPP GLD	14.89%	918,230,354	4.48
1356 TPXBEAR2	13.74%	471,971,564	3.38
1570 NFNKLV	13.41%	94,995,929,605	2.70
1671 WTI ETF	12.24%	2,173,227,213	2.46
1366 DW 225DI	11.84%	426,600,524	3.35

Top 10 Stocks by PI

Topix 100

Stock	PI (bps)	Turnover(JPY)	Share
5020 ENEOS	2.44	1,523,006,900	3.30%
4689 ZHD	2.25	2,198,371,490	5.93%
8308 RESONA	2.20	718,002,520	3.11%
7201 NISSAN	2.12	1,430,327,160	4.43%
3402 TORAY	1.91	609,405,700	3.42%
6869 SYSMEX	1.85	809,948,470	7.31%
8601 DAIWASG	1.85	393,480,010	3.55%
8604 NOMRAHD	1.78	1,353,563,920	2.87%
8306 MUFG	1.64	6,850,220,110	3.58%
6273 SMC	1.54	3,473,024,400	5.89%

Nikkei 225

Stock	PI (bps)	Turnover(JPY)	Share
7211 MMC	10.23	2,176,501,750	9.65%
2768 SOJITZ	9.92	1,793,265,130	11.95%
6472 NTN	9.56	964,845,360	11.73%
9501 TEPCOHD	8.86	2,629,814,790	13.36%
7762 CITIZEN	8.21	567,139,030	14.13%
7186 CONCRDIA	7.35	762,491,160	13.51%
9412 SKYPER J	6.70	239,894,840	15.85%
5803 FUJIKRA	6.06	500,972,740	6.38%
7003 MTI E&S	5.83	320,293,240	10.83%
6701 NEC	5.76	5,358,809,720	11.00%

Topix Mid400

Stock	PI (bps)	Turnover(JPY)	Share
8410 SEVEN BK	14.45	806,979,450	13.05%
7167 MEBUKIFG	13.08	613,977,610	11.46%
7211 MMC	10.23	2,176,501,750	9.65%
2768 SOJITZ	9.92	1,793,265,130	11.95%
6472 NTN	9.56	964,845,360	11.73%
9501 TEPCOHD	8.86	2,629,814,790	13.36%
8359 82-BANK	8.01	126,546,940	8.94%
8334 GUNMABK	7.57	189,336,170	13.72%
7186 CONCRDIA	7.35	762,491,160	13.51%
5471 DAID-ST	7.25	372,036,600	10.81%

Small & Others

Stock	PI (bps)	Turnover(JPY)	Share
8918 LAND	438.39	106,742,760	63.61%
6740 JDI	93.24	271,644,850	20.67%
8848 LEOPC21	21.56	164,225,640	13.57%
8585 OR.CORP	18.21	543,117,870	9.86%
8714 SENSUIK	14.85	159,614,210	8.79%
6632 JVCKW	13.94	327,057,350	11.68%
7527 SYSSOFT	12.05	102,895,290	11.67%
7238 AKEBONO	11.41	217,480,950	10.24%
8739 SPARX G	11.23	147,332,630	23.57%
1435 ROBOTHOM	10.92	343,854,830	9.31%

Mothers

Stock	PI (bps)	Turnover(JPY)	Share
4011 HEADWATR	29.28	165,501,200	6.40%
4177 I-PLUG	26.09	100,770,950	10.37%
7095 MACBEEP	25.32	112,024,000	12.33%
4497 LOCOGUID	22.66	144,855,140	8.46%
4933 INE	22.10	653,307,500	7.57%
7353 KIYO	18.00	151,554,000	8.32%
6597 HPC SYS	17.42	271,820,700	7.17%
7685 BUYSELL	16.85	309,457,200	8.61%
4490 VISASQ	16.63	121,560,900	8.90%
7694 ITSUMO	16.37	146,781,700	7.51%

JASDAQ

Stock	PI (bps)	Turnover(JPY)	Share
6628 ONKYOHE	628.41	940,653,470	55.08%
2673 YUMETAI	16.40	145,331,420	4.46%
2315 CAICA	15.31	325,519,970	9.74%
4499 SPEEE	15.08	184,618,750	8.81%
4193 FABRICA	13.65	774,583,700	10.18%
4764 NEXUSB	12.25	579,613,530	11.30%
4837 SHIDAX	12.20	139,554,430	11.87%
6614 SIKINOHT	11.19	320,026,420	4.90%
8746 1-COMOD	11.19	106,985,380	9.95%
3540 CIMEDICL	10.57	116,879,700	9.92%

Second Section

Stock	PI (bps)	Turnover(JPY)	Share
6993 DAIKOKYA	82.08	841,928,190	20.63%
6835 ALLIEDHD	17.25	495,986,510	10.00%
3825 REMIX	14.43	633,246,050	20.97%
6775 TB GROUP	13.38	343,333,140	6.08%
7859 ALMEDIO	10.36	167,245,260	3.81%
8508 JTRUST	7.76	286,670,540	5.87%
3647 GTHREEHD	7.42	778,875,280	6.90%
3663 ARTSPARK	6.71	569,741,490	13.77%
6366 CHIYODA	6.63	621,606,010	12.48%
6125 OKMTO M	6.52	154,013,100	8.35%

ETFs & REITs

Stock	PI (bps)	Turnover(JPY)	Share
1699 NFOIL	26.02	1,439,788,879	35.11%
1615 NFBANKS	20.40	161,738,360	7.34%
1357 NFNKDOUB	10.27	30,821,784,819	18.16%
1540 JPP GLD	4.48	918,230,354	14.89%
8985 JHR	4.20	446,242,900	7.23%
1365 DW 225LV	3.66	827,837,747	15.77%
1360 NKBEAR-2	3.48	7,679,320,271	10.31%
1356 TPXBEAR2	3.38	471,971,564	13.74%
3279 API	3.37	274,454,200	6.67%
1366 DW 225DI	3.35	426,600,524	11.84%