

Market Report for the Week of May 24, 2021

Daily Averages

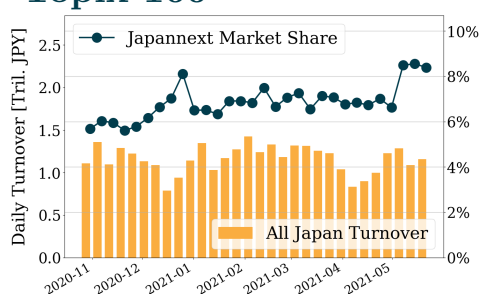
Universe	Turnover(JPY)	Volume	Share	PI (bps)	Symbols
All Market	252,418,614,948	168,600,918	8.89 %	3.17	3351
Topix100	97,233,472,556	20,863,280	8.39 %	0.73	99
Nikkei 225	109,479,840,358	42,281,000	8.26 %	1.78	225
TopixMid400	76,049,599,500	38,127,160	9.05 %	3.23	397
Small & Others	25,761,622,830	26,625,780	7.98 %	4.60	1581
Mothers & Jasdaq	21,707,117,924	55,788,380	9.81 %	10.13	820
ETFs & REITs	28,760,926,748	14,079,438	10.79 %	3.75	130

All Market
8.9 %

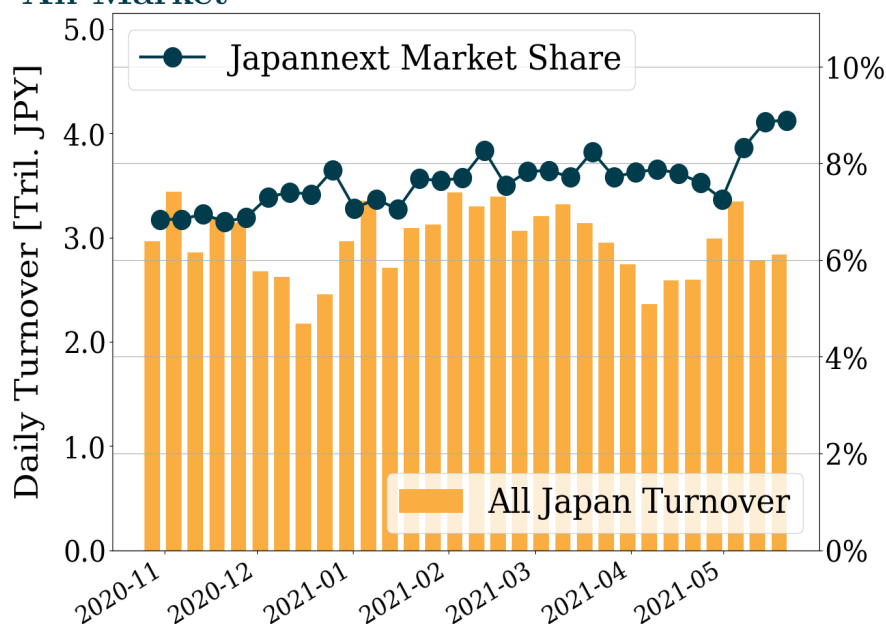
Topix 100
8.4 %

Nikkei 225
8.3 %

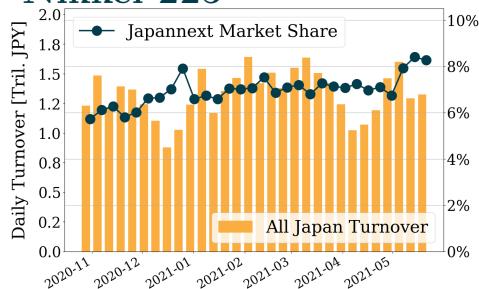
Topix 100



All Market



Nikkei 225



Top Stocks by Turnover

Stock	Turnover(JPY)	Share	PI (bps)
1570 NFNKLV	73,459,734,686	13.35%	2.66
7974 NINTEND	51,629,479,800	12.10%	0.59
9984 SOFTBNKG	44,428,981,430	7.81%	0.37
9983 FASTRET	33,163,826,800	14.13%	0.46
8035 TKOELCN	25,566,813,180	12.89%	0.34

Top Stocks by Market Share

Stock	Turnover(JPY)	Share	PI (bps)
3189 ANAP	101,333,810	92.43%	8.77
8918 LAND	115,242,610	64.32%	380.99
6628 ONKYOHE	1,559,609,690	61.50%	630.29
9318 ASIADAVE	175,675,010	41.04%	1177.94
3975 AOITYOHD	1,093,528,930	35.60%	4.62

Top Stocks by Price Improvement

Stock	Turnover(JPY)	Share	PI (bps)
9318 ASIADAVE	175,675,010	41.04%	1177.94
6628 ONKYOHE	1,559,609,690	61.50%	630.29
8918 LAND	115,242,610	64.32%	380.99
4051 GMO-FG	217,584,000	6.78%	111.27
6740 JDI	178,293,050	21.48%	102.61

Top Stocks by Savings

Stock	Turnover(JPY)	Share	Savings
6628 ONKYOHE	1,559,609,690	61.50%	32,301,550
1570 NFNKLV	73,459,734,686	13.35%	15,473,619
1357 NFNKDOUB	18,375,234,969	17.23%	12,694,816
9318 ASIADAVE	175,675,010	41.04%	6,444,740
8698 MONEX G	11,552,907,260	12.62%	3,447,020

- ▶ Analysis is based on Japannext and Refinitiv data. Small & Others = First Section - TPX500.
- ▶ All Japan Turnover = Japannext (J+X+U+N) + TSE (excl. Tostnet) + Chi-X (Chi-Alpha + Chi-Select excl. Chi-Match). Market Share = Japannext turnover / All Japan Turnover.
- ▶ Opening and Closing auction trades on the TSE are excluded from calculations.
- ▶ Price Improvement (PI) and Savings (PI*volume) are calculated by comparing the execution price against the primary market's best bid for each sell or best offer for each buy at the point of execution from the taker's perspective. Reported PI is a value-weighted average. Names with weekly traded value less than 100,000,000 JPY are excluded from the rankings tables.

Top 10 Stocks by Turnover

Topix 100

Stock	Turnover(JPY)	Share	PI (bps)
7974 NINTEND	51,629,479,800	12.10%	0.59
9984 SOFTBNKG	44,428,981,430	7.81%	0.37
9983 FASTRET	33,163,826,800	14.13%	0.46
8035 TKOELCN	25,566,813,180	12.89%	0.34
6758 SONY G	25,149,044,730	12.87%	0.84
7203 TOYOTA	18,083,669,310	7.49%	0.43
6861 KEYENCE	14,322,917,700	10.90%	0.74
6594 NIDEC	9,774,514,250	11.95%	0.76
9022 JR CENT	9,425,329,880	17.24%	0.86
4661 OLC	8,606,258,140	12.01%	0.62

Nikkei 225

Stock	Turnover(JPY)	Share	PI (bps)
9984 SOFTBNKG	44,428,981,430	7.81%	0.37
9983 FASTRET	33,163,826,800	14.13%	0.46
8035 TKOELCN	25,566,813,180	12.89%	0.34
6758 SONY G	25,149,044,730	12.87%	0.84
7203 TOYOTA	18,083,669,310	7.49%	0.43
6857 ADVNTST	9,569,980,300	13.43%	2.93
9022 JR CENT	9,425,329,880	17.24%	0.86
9101 NYKLINE	8,932,971,430	12.57%	3.08
4063 SINETUC	7,658,282,350	9.35%	0.76
6702 FUJITSU	6,737,320,170	11.31%	0.87

Topix Mid400

Stock	Turnover(JPY)	Share	PI (bps)
6920 LASRTEC	23,618,232,620	12.94%	1.32
6857 ADVNTST	9,569,980,300	13.43%	2.93
9101 NYKLINE	8,932,971,430	12.57%	3.08
9201 JAL	7,358,358,680	9.55%	1.03
4751 CYBER A	6,298,768,640	9.31%	1.34
4755 RAKUTENG	5,041,329,570	8.88%	2.18
6701 NEC	4,881,330,390	13.62%	6.13
6502 TOSHIBA	4,316,535,100	13.51%	3.53
6762 TDK	4,300,305,530	9.40%	1.90
6976 TAIYOYU	4,160,228,230	10.98%	5.30

Small & Others

Stock	Turnover(JPY)	Share	PI (bps)
8698 MONEX G	11,552,907,260	12.62%	3.32
2929 PHARMA F	4,312,155,800	14.86%	3.94
9519 RENOVA	3,124,362,300	11.46%	3.93
8515 AIFUL	2,533,142,650	11.55%	7.14
9107 K-LINE	2,321,772,150	8.40%	2.90
9603 H.I.S.	2,217,291,060	8.02%	1.65
6532 BAYCURNT	2,122,674,500	8.35%	4.79
6967 SINKOEI	2,114,399,920	11.69%	4.13
3903 GUMI	2,002,412,460	11.65%	3.48
7816 SNOWPEAK	1,918,303,450	15.02%	4.22

Mothers

Stock	Turnover(JPY)	Share	PI (bps)
7342 WEALTHNV	6,071,685,600	8.01%	2.43
4934 PANTI-AG	4,805,255,100	8.50%	1.54
7363 BABYCALE	3,790,083,100	11.63%	3.27
4488 AIINSIDE	3,683,656,500	11.63%	2.11
2150 CARENET	3,193,696,100	16.50%	6.31
4385 MERCARI	3,129,870,900	13.25%	5.12
4436 MINKABU	2,576,485,100	15.82%	2.96
7695 KOUKANDE	1,509,362,900	16.08%	4.59
4498 CYBRTRST	1,483,904,300	7.96%	13.01
4563 ANGES	1,453,749,190	12.46%	2.29

JASDAQ

Stock	Turnover(JPY)	Share	PI (bps)
4582 SYMBIO	9,217,307,720	8.79%	2.45
4556 KAINOS	3,125,992,260	11.73%	2.04
2702 MCDNALD	2,262,657,220	11.41%	2.58
4193 FABRICA	1,917,827,400	7.81%	14.64
6628 ONKYOHE	1,559,609,690	61.50%	630.29
6890 FERROTEC	1,233,690,550	8.87%	1.92
6629 TECHNOHR	1,173,389,400	9.45%	2.01
6324 HARMONC	1,002,934,800	14.94%	4.44
2667 IMAGE1	978,020,250	11.01%	3.45
2673 YUMETAI	891,983,730	7.49%	11.38

Second Section

Stock	Turnover(JPY)	Share	PI (bps)
6254 NOMURAMI	1,662,714,350	18.99%	3.44
3663 ARTSPARK	1,387,650,100	18.12%	6.00
3647 GTHREEHD	1,221,510,210	12.26%	4.83
7859 ALMEDIO	995,538,580	5.35%	9.95
3856 ABALANCE	875,613,050	18.04%	6.99
6366 CHIYODA	590,399,240	13.11%	6.51
6946 NP-AVIO	478,972,220	12.91%	4.72
3825 REMIX	412,544,740	16.57%	14.57
6835 ALLIEDHD	366,715,020	10.31%	16.94
7625 DINING	300,475,650	13.45%	6.76

ETFs & REITs

Stock	Turnover(JPY)	Share	PI (bps)
1570 NFNKLV	73,459,734,686	13.35%	2.66
1357 NFNKDOUB	18,375,234,969	17.23%	9.99
1458 RK 225LV	13,926,812,491	19.63%	2.60
1360 NKBEAR-2	6,022,773,479	9.40%	3.67
1579 225 BULL	5,002,253,860	9.24%	2.30
1459 RK 225DI	4,555,403,011	9.44%	2.37
1321 NFNK225	2,518,291,876	7.53%	3.69
1671 WTI ETF	1,969,324,662	12.16%	2.11
1699 NFOIL	1,350,364,952	22.18%	24.39
3298 INVESCO	1,301,676,714	7.88%	1.32

Top 10 Stocks by Market Share

Topix 100

Stock	Share	Turnover(JPY)	PI (bps)
7832 BANNAMHD	17.37%	3,550,891,420	1.37
9022 JR CENT	17.24%	9,425,329,880	0.86
9983 FASTRET	14.13%	33,163,826,800	0.46
8697 JPX	12.96%	1,725,182,280	1.29
8035 TKOELCN	12.89%	25,566,813,180	0.34
6758 SONY G	12.87%	25,149,044,730	0.84
7974 NINTEND	12.10%	51,629,479,800	0.59
4661 OLC	12.01%	8,606,258,140	0.62
6594 NIDEC	11.95%	9,774,514,250	0.76
6702 FUJITSU	11.31%	6,737,320,170	0.87

Nikkei 225

Stock	Share	Turnover(JPY)	PI (bps)
1333 MARUNICI	20.02%	365,356,510	2.21
7832 BANNAMHD	17.37%	3,550,891,420	1.37
9022 JR CENT	17.24%	9,425,329,880	0.86
7186 CONCRDIA	16.74%	1,011,229,750	7.85
6361 EBARA	15.92%	1,860,831,040	5.59
2282 NH FOODS	15.22%	1,168,205,940	3.61
9412 SKYPER J	14.86%	237,291,400	7.08
5101 YKHA-RB	14.68%	873,544,800	1.76
1332 NISSUI	14.59%	416,353,320	5.80
3289 TOKYUFHD	14.53%	2,899,403,300	5.46

Topix Mid400

Stock	Share	Turnover(JPY)	PI (bps)
6136 OSG	27.67%	470,525,810	2.79
3591 WACOALHD	25.19%	359,831,210	2.93
1333 MARUNICI	20.02%	365,356,510	2.21
6465 HOSIZAKI	18.89%	1,234,015,190	4.05
6134 FUJICORP	17.44%	653,479,440	2.35
8341 77-BANK	17.38%	243,158,130	2.69
5991 NHK SPR	17.24%	285,713,180	3.46
7186 CONCRDIA	16.74%	1,011,229,750	7.85
9831 YAMADAHD	16.29%	1,981,423,260	6.16
9832 AUTBACS	16.28%	245,208,030	2.50

Small & Others

Stock	Share	Turnover(JPY)	PI (bps)
8918 LAND	64.32%	115,242,610	380.99
3975 AOITYOHD	35.60%	1,093,528,930	4.62
6740 JDI	21.48%	178,293,050	102.61
6284 NIS ASB	20.14%	187,053,600	8.34
8848 LEOPC21	15.58%	225,115,420	23.15
5563 NP-DENK	15.32%	366,371,560	8.25
3001 KATAK-I	15.15%	110,313,860	7.04
7599 IDOM	15.14%	208,310,810	4.48
7816 SNOWPEAK	15.02%	1,918,303,450	4.22
2929 PHARMA F	14.86%	4,312,155,800	3.94

Mothers

Stock	Share	Turnover(JPY)	PI (bps)
3689 IGNIS	16.71%	104,403,830	0.49
4168 YAPPLI	16.71%	206,393,950	3.25
2150 CARENET	16.50%	3,193,696,100	6.31
7695 KOUKANDE	16.08%	1,509,362,900	4.59
4425 KUDAN	16.01%	1,168,956,200	3.90
3994 MFORWARD	15.83%	970,559,200	7.13
4436 MINKABU	15.82%	2,576,485,100	2.96
4431 SMAREGI	15.35%	174,522,100	7.73
2586 FRUTA	15.07%	195,559,870	9.15
4056 NEURAL	14.28%	1,032,521,400	4.72

JASDAQ

Stock	Share	Turnover(JPY)	PI (bps)
3189 ANAP	92.43%	101,333,810	8.77
6628 ONKYOHE	61.50%	1,559,609,690	630.29
4970 TOYOGOS	17.68%	362,945,600	4.76
4764 NEXUSB	16.73%	530,186,940	15.73
4816 TOEIANM	15.47%	194,967,700	5.52
2191 TELLA	15.13%	209,337,200	10.21
7071 AMVIS	15.12%	272,276,900	5.92
6324 HARMONC	14.94%	1,002,934,800	4.44
7826 FURUYAMT	14.81%	482,263,600	6.39
4293 SEPTENHD	14.62%	327,459,830	6.24

Second Section

Stock	Share	Turnover(JPY)	PI (bps)
9318 ASIADAVE	41.04%	175,675,010	1177.94
6993 DAIKOKYA	24.48%	253,279,520	96.33
6254 NOMURAMI	18.99%	1,662,714,350	3.44
3663 ARTSPARK	18.12%	1,387,650,100	6.00
3856 ABALANCE	18.04%	875,613,050	6.99
3825 REMIX	16.57%	412,544,740	14.57
7625 DINING	13.45%	300,475,650	6.76
6366 CHIYODA	13.11%	590,399,240	6.51
3071 STREAM	13.06%	109,475,840	12.41
2375 GIGWORKS	12.93%	120,638,790	3.28

ETFs & REITs

Stock	Share	Turnover(JPY)	PI (bps)
1699 NFOIL	22.18%	1,350,364,952	24.39
1458 RK 225LV	19.63%	13,926,812,491	2.60
1357 NFNKDOUB	17.23%	18,375,234,969	9.99
1540 JPP GLD	17.07%	786,025,439	4.68
1366 DW 225DI	14.34%	437,306,888	3.78
1570 NFNKLV	13.35%	73,459,734,686	2.66
8985 JHR	13.33%	532,635,560	3.99
1365 DW 225LV	13.01%	632,661,181	2.97
1671 WTI ETF	12.16%	1,969,324,662	2.11
1367 DW TPX2X	10.57%	124,913,596	1.34

Top 10 Stocks by PI

Topix 100

Stock	PI (bps)	Turnover(JPY)	Share
5020 ENEOS	2.24	1,556,773,340	4.25%
8308 RESONA	2.23	591,079,160	2.63%
8604 NOMRAHD	2.12	1,556,535,820	2.79%
4689 ZHD	2.08	3,977,553,560	4.95%
7201 NISSAN	2.07	1,212,943,630	3.85%
6869 SYSMEX	1.94	1,538,367,640	10.17%
3402 TORAY	1.73	579,775,070	3.32%
8601 DAIWASG	1.73	306,229,040	2.77%
8306 MUFG	1.66	3,928,424,720	2.78%
8725 MS&AD	1.50	2,043,149,790	7.37%

Nikkei 225

Stock	PI (bps)	Turnover(JPY)	Share
6472 NTN	10.52	812,543,780	12.65%
7211 MMC	10.44	1,994,521,960	10.85%
2768 SOJITZ	10.35	2,228,188,160	13.51%
9501 TEPCOHD	9.28	2,065,455,040	11.02%
7186 CONCRDIA	7.85	1,011,229,750	16.74%
7762 CITIZEN	7.45	664,703,700	14.14%
9412 SKYPER J	7.08	237,291,400	14.86%
6103 OKUMA	6.38	344,264,420	12.18%
5803 FUJIKRA	6.31	325,675,770	10.74%
6701 NEC	6.13	4,881,330,390	13.62%

Topix Mid400

Stock	PI (bps)	Turnover(JPY)	Share
8410 SEVEN BK	15.23	1,095,876,420	13.81%
7167 MEBUKIFG	13.43	745,557,880	12.99%
6472 NTN	10.52	812,543,780	12.65%
7211 MMC	10.44	1,994,521,960	10.85%
2768 SOJITZ	10.35	2,228,188,160	13.51%
9501 TEPCOHD	9.28	2,065,455,040	11.02%
8334 GUNMABK	8.04	219,240,780	12.16%
8359 82-BANK	7.92	190,597,380	10.59%
7186 CONCRDIA	7.85	1,011,229,750	16.74%
4919 MILBON	7.37	255,092,620	12.37%

Small & Others

Stock	PI (bps)	Turnover(JPY)	Share
8918 LAND	380.99	115,242,610	64.32%
6740 JDI	102.61	178,293,050	21.48%
8848 LEOPC21	23.15	225,115,420	15.58%
8585 OR.CORP	20.44	542,895,440	12.25%
8714 SENSUIK	18.99	169,662,050	11.26%
7238 AKEBONO	13.76	328,941,040	11.14%
6632 JVCKW	13.58	231,004,700	9.76%
5074 TESSHD	11.56	166,075,160	3.07%
9424 JPN-COMM	11.12	447,546,840	11.76%
2193 COOK	10.00	147,435,870	14.26%

Mothers

Stock	PI (bps)	Turnover(JPY)	Share
4051 GMO-FG	111.27	217,584,000	6.78%
4175 COLY	19.32	192,615,600	6.83%
7095 MACBEEP	18.94	111,932,800	10.18%
4194 VISIONAL	13.43	303,252,300	7.66%
4498 CYBRTRST	13.01	1,483,904,300	7.96%
7685 BUYSELL	11.49	155,566,800	8.92%
4933 INE	10.94	632,347,500	9.98%
2586 FRUTA	9.15	195,559,870	15.07%
3496 AZOOM	8.40	283,757,300	11.40%
4431 SMAREGI	7.73	174,522,100	15.35%

JASDAQ

Stock	PI (bps)	Turnover(JPY)	Share
6628 ONKYOHE	630.29	1,559,609,690	61.50%
4764 NEXUSB	15.73	530,186,940	16.73%
4193 FABRICA	14.64	1,917,827,400	7.81%
2315 CAICA	12.47	523,528,870	12.99%
2341 ARBEIT	11.54	355,791,030	7.30%
2673 YUMETAI	11.38	891,983,730	7.49%
6614 SIKINOHT	11.17	119,981,240	4.69%
2191 TELLA	10.21	209,337,200	15.13%
3189 ANAP	8.77	101,333,810	92.43%
6659 MEDIALNK	8.11	111,929,000	7.90%

Second Section

Stock	PI (bps)	Turnover(JPY)	Share
9318 ASIADVEVE	1177.94	175,675,010	41.04%
6993 DAIKOKYA	96.33	253,279,520	24.48%
1757 SMALMEDI	35.24	107,844,550	9.61%
6835 ALLIEDHD	16.94	366,715,020	10.31%
3825 REMIX	14.57	412,544,740	16.57%
3071 STREAM	12.41	109,475,840	13.06%
4766 PA	12.38	181,273,150	8.20%
6775 TB GROUP	10.51	196,212,930	8.04%
7859 ALMEDIO	9.95	995,538,580	5.35%
8508 JTRUST	9.76	194,924,080	6.84%

ETFs & REITs

Stock	PI (bps)	Turnover(JPY)	Share
1699 NFOIL	24.39	1,350,364,952	22.18%
1615 NFBANKS	17.89	210,020,940	9.15%
1357 NFNKDOUB	9.99	18,375,234,969	17.23%
1540 JPP GLD	4.68	786,025,439	17.07%
1356 TPXBEAR2	4.40	137,530,030	7.83%
8985 JHR	3.99	532,635,560	13.33%
1366 DW 225DI	3.78	437,306,888	14.34%
1321 NFNK225	3.69	2,518,291,876	7.53%
1360 NKBEAR-2	3.67	6,022,773,479	9.40%
3468 STARASIA	3.42	101,521,590	6.23%