

## Market Report for the Week of May 31, 2021

### Daily Averages

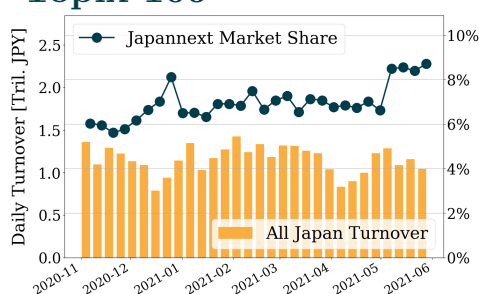
Universe	Turnover(JPY)	Volume	Share	PI (bps)	Symbols
All Market	247,562,759,909	142,135,648	9.16 %	2.87	3367
Topix100	90,992,659,658	18,639,260	8.71 %	0.76	99
Nikkei 225	106,357,462,784	38,609,380	8.68 %	1.76	225
TopixMid400	76,278,906,882	35,876,060	9.51 %	3.05	397
Small & Others	27,506,311,100	27,220,780	7.93 %	4.21	1578
Mothers & Jasdaj	20,381,032,742	34,776,800	9.94 %	6.07	832
ETFs & REITs	29,761,648,347	12,599,168	10.69 %	3.58	132

All Market  
**9.2 %**

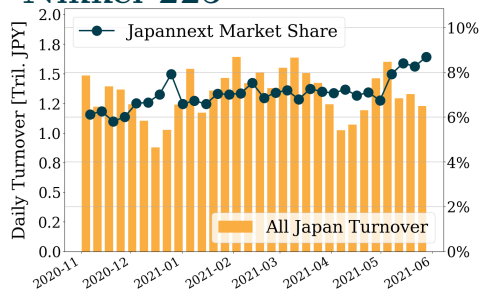
Topix 100  
**8.7 %**

Nikkei 225  
**8.7 %**

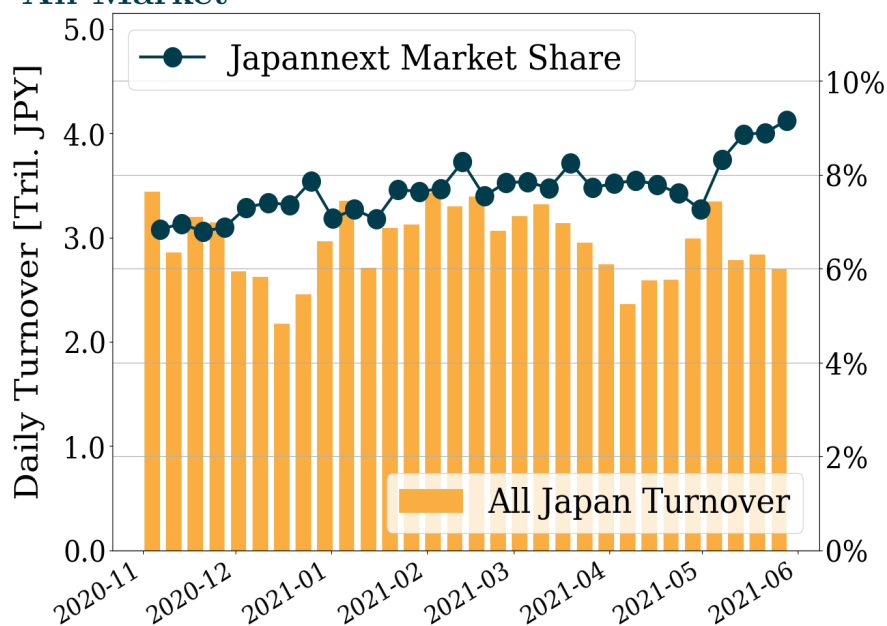
#### Topix 100



#### Nikkei 225



#### All Market



#### Top Stocks by Turnover

Stock	Turnover(JPY)	Share	PI (bps)
1570 NFNKLV	79,971,932,417	14.36%	2.63
6920 LASRTEC	60,247,632,500	12.89%	1.02
7203 TOYOTA	42,244,215,130	9.06%	0.42
9983 FASTRET	37,795,747,700	13.52%	0.65
9984 SOFTBNKG	32,696,682,850	7.47%	0.37

#### Top Stocks by Market Share

Stock	Turnover(JPY)	Share	PI (bps)
9318 ASIADAVE	196,974,210	82.33%	769.83
8918 LAND	105,151,180	72.18%	342.55
6628 ONKYOHE	729,181,170	56.47%	815.03
3975 AOITYOHD	566,302,460	39.10%	4.41
6993 DAIKOKYA	308,276,730	33.61%	85.25

#### Top Stocks by Price Improvement

Stock	Turnover(JPY)	Share	PI (bps)
6628 ONKYOHE	729,181,170	56.47%	815.03
9318 ASIADAVE	196,974,210	82.33%	769.83
8918 LAND	105,151,180	72.18%	342.55
6740 JDI	151,419,850	19.01%	98.13
6993 DAIKOKYA	308,276,730	33.61%	85.25

#### Top Stocks by Savings

Stock	Turnover(JPY)	Share	Savings
1570 NFNKLV	79,971,932,417	14.36%	16,682,321
6628 ONKYOHE	729,181,170	56.47%	12,362,730
1357 NFNKDOUB	16,344,266,170	15.55%	12,105,420
9318 ASIADAVE	196,974,210	82.33%	9,862,590
6920 LASRTEC	60,247,632,500	12.89%	5,413,700

- ▶ Analysis is based on Japannext and Refinitiv data. Small & Others = First Section - TPX500.
- ▶ All Japan Turnover = Japannext (J+X+U+N) + TSE (excl. Tostnet) + Chi-X (Chi-Alpha + Chi-Select excl. Chi-Match). Market Share = Japannext turnover / All Japan Turnover.
- ▶ Opening and Closing auction trades on the TSE are excluded from calculations.
- ▶ Price Improvement (PI) and Savings (PI\*volume) are calculated by comparing the execution price against the primary market's best bid for each sell or best offer for each buy at the point of execution from the taker's perspective. Reported PI is a value-weighted average. Names with weekly traded value less than 100,000,000 JPY are excluded from the rankings tables.

## Top 10 Stocks by Turnover

### Topix 100

Stock	Turnover(JPY)	Share	PI (bps)
7203 TOYOTA	42,244,215,130	9.06%	0.42
9983 FASTRET	37,795,747,700	13.52%	0.65
9984 SOFTBNKG	32,696,682,850	7.47%	0.37
7974 NINTEND	25,489,985,200	11.51%	0.60
9022 JR CENT	20,778,200,360	20.16%	0.97
8035 TKOELCN	17,823,739,640	11.10%	0.33
6758 SONY G	16,209,146,710	12.63%	0.81
6861 KEYENCE	12,227,724,800	13.74%	0.81
4661 OLC	10,352,496,620	12.75%	0.57
6594 NIDEC	8,304,707,390	12.01%	0.86

### Nikkei 225

Stock	Turnover(JPY)	Share	PI (bps)
7203 TOYOTA	42,244,215,130	9.06%	0.42
9983 FASTRET	37,795,747,700	13.52%	0.65
9984 SOFTBNKG	32,696,682,850	7.47%	0.37
9022 JR CENT	20,778,200,360	20.16%	0.97
8035 TKOELCN	17,823,739,640	11.10%	0.33
6758 SONY G	16,209,146,710	12.63%	0.81
9101 NYKLINE	9,195,353,200	14.00%	2.95
9020 JR EAST	8,157,847,920	8.17%	0.53
9202 ANA	7,996,813,290	11.06%	0.78
6857 ADVNTST	7,994,239,980	11.69%	2.86

### Topix Mid400

Stock	Turnover(JPY)	Share	PI (bps)
6920 LASRTEC	60,247,632,500	12.89%	1.02
9101 NYKLINE	9,195,353,200	14.00%	2.95
6857 ADVNTST	7,994,239,980	11.69%	2.86
9201 JAL	7,849,018,610	9.27%	0.99
6723 RENESAS	7,327,194,240	7.34%	1.78
6506 YASKAWA	5,333,764,570	14.14%	6.37
6701 NEC	5,312,213,200	16.69%	6.45
1605 INPEX	4,706,907,330	13.52%	3.39
3436 SUMCO	4,477,158,030	7.63%	1.19
9142 JRKYUSHU	4,166,853,300	10.09%	1.18

### Small & Others

Stock	Turnover(JPY)	Share	PI (bps)
8698 MONEX G	9,640,875,310	12.96%	3.17
2929 PHARMA F	5,825,779,320	10.50%	2.50
6532 BAYCURNT	4,304,235,500	10.92%	4.92
9603 H.I.S.	3,222,000,710	8.95%	1.53
3681 V-CUBE	2,322,225,360	9.36%	1.38
4282 EPS	2,285,594,080	14.91%	2.01
9519 RENOVA	2,207,034,650	11.22%	4.03
8515 AIFUL	2,140,822,000	10.87%	7.06
6967 SINKOEI	1,824,836,690	11.22%	3.99
9107 K-LINE	1,744,504,120	9.86%	4.56

### Mothers

Stock	Turnover(JPY)	Share	PI (bps)
4934 PANTI-AG	6,260,999,200	8.90%	1.76
7342 WEALTHNV	3,270,944,050	9.84%	2.78
6613 QDLASER	3,181,862,810	5.91%	1.57
4488 AIINSIDE	2,591,161,700	13.96%	2.54
4385 MERCARI	2,238,492,200	14.49%	4.60
4436 MINKABU	2,171,632,150	13.49%	2.62
2150 CARENET	2,017,507,200	16.23%	5.96
4192 SPIDERPL	1,632,533,590	11.27%	1.77
4563 ANGES	1,549,299,370	12.52%	2.05
4477 BASE	1,402,702,080	6.29%	1.66

### JASDAQ

Stock	Turnover(JPY)	Share	PI (bps)
4582 SYMBIO	7,893,943,160	9.18%	2.19
6890 FERROTEC	3,488,292,650	9.01%	2.83
2667 IMAGE1	2,639,896,050	11.36%	3.32
6614 SIKINOHT	2,635,343,490	6.56%	1.46
2702 MCDNALD	1,863,564,910	12.09%	2.59
6629 TECHNOHR	1,405,745,610	8.50%	1.50
3891 KODOSHI	1,352,778,600	13.79%	4.74
6337 TESEC	800,072,970	11.41%	4.89
1407 WEST HD	773,291,850	16.08%	6.10
6628 ONKYOHE	729,181,170	56.47%	815.03

### Second Section

Stock	Turnover(JPY)	Share	PI (bps)
3647 GTHREEHD	1,433,046,830	13.19%	4.33
7625 DINING	856,519,470	12.62%	5.92
7859 ALMEDIO	704,949,580	7.50%	8.86
6366 CHIYODA	545,879,020	12.54%	6.73
2468 FUETREK	477,171,480	7.99%	6.05
6778 ARTIZA	475,810,250	10.99%	1.61
4342 SECOM J	461,116,300	10.09%	7.49
3856 ABALANCE	395,431,450	15.77%	6.28
3663 ARTSPARK	394,149,200	10.68%	5.87
6993 DAIKOKYA	308,276,730	33.61%	85.25

### ETFs & REITs

Stock	Turnover(JPY)	Share	PI (bps)
1570 NFNKLV	79,971,932,417	14.36%	2.63
1458 RK 225LV	17,365,972,125	17.74%	2.50
1357 NFNKDOUB	16,344,266,170	15.55%	10.13
1579 225 BULL	5,622,560,150	7.25%	2.37
1360 NKBEAR-2	5,281,978,729	7.63%	3.78
1459 RK 225DI	4,188,819,124	7.54%	2.25
1321 NFNK225	1,929,765,686	3.51%	4.22
1671 WTI ETF	1,309,532,047	12.18%	2.54
1699 NFOIL	962,410,024	19.17%	23.85
8951 NBF	918,629,200	6.38%	2.85

## Top 10 Stocks by Market Share

### Topix 100

Stock	Share	Turnover(JPY)	PI (bps)
9022 JR CENT	20.16%	20,778,200,360	0.97
7832 BANNAMHD	14.77%	3,041,130,510	1.56
4528 ONOPHAM	13.92%	1,514,330,270	1.19
6861 KEYENCE	13.74%	12,227,724,800	0.81
9983 FASTRET	13.52%	37,795,747,700	0.65
8697 JPX	12.86%	1,071,213,180	1.53
4661 OLC	12.75%	10,352,496,620	0.57
6758 SONY G	12.63%	16,209,146,710	0.81
6594 NIDEC	12.01%	8,304,707,390	0.86
7974 NINTEND	11.51%	25,489,985,200	0.60

### Nikkei 225

Stock	Share	Turnover(JPY)	PI (bps)
9022 JR CENT	20.16%	20,778,200,360	0.97
1333 MARUNICI	16.81%	357,336,670	2.06
6701 NEC	16.69%	5,312,213,200	6.45
7272 YAMAHAM	16.49%	2,683,489,430	4.73
2282 NH FOODS	16.09%	975,426,890	3.33
6361 EBARA	15.84%	1,851,729,040	5.30
9412 SKYPER J	15.05%	287,027,500	6.75
7832 BANNAMHD	14.77%	3,041,130,510	1.56
7186 CONCRDIA	14.56%	962,889,070	7.81
6506 YASKAWA	14.14%	5,333,764,570	6.37

### Topix Mid400

Stock	Share	Turnover(JPY)	PI (bps)
3591 WACOALHD	21.99%	305,820,460	2.66
6465 HOSIZAKI	19.72%	1,235,275,360	4.74
8341 77-BANK	19.28%	181,250,770	2.86
9831 YAMADAHD	19.13%	1,859,462,440	6.39
8410 SEVEN BK	18.73%	1,704,669,010	15.11
6136 OSG	18.48%	552,652,680	2.54
8088 IWATANI	17.20%	1,242,450,590	4.75
9832 AUTBACS	17.03%	370,512,770	2.26
3563 F&LC	16.92%	2,950,547,590	3.37
1333 MARUNICI	16.81%	357,336,670	2.06

### Small & Others

Stock	Share	Turnover(JPY)	PI (bps)
8918 LAND	72.18%	105,151,180	342.55
3975 AOITYOHD	39.10%	566,302,460	4.41
6740 JDI	19.01%	151,419,850	98.13
3903 GUMI	16.77%	1,429,251,960	3.75
7527 SYSSOFT	16.57%	177,485,980	15.07
6254 NOMURAMI	15.56%	820,299,200	3.67
5563 NP-DENK	15.48%	390,126,880	8.09
8714 SENSUIK	15.31%	162,119,580	16.14
7816 SNOWPEAK	15.09%	1,071,232,000	4.38
9412 SKYPER J	15.05%	287,027,500	6.75

### Mothers

Stock	Share	Turnover(JPY)	PI (bps)
3911 AIMING	17.23%	127,502,250	5.64
3782 DDS	16.71%	222,900,800	10.66
2150 CARENET	16.23%	2,017,507,200	5.96
6521 OXIDE	15.85%	1,093,407,900	4.61
4425 KUDAN	15.71%	586,245,100	4.11
7092 FFJ	15.59%	777,411,200	6.09
4056 NEURAL	15.35%	404,733,450	4.75
4933 INE	15.13%	911,043,600	6.01
3914 JIG-SAW	15.08%	589,888,600	6.00
3994 MFORWARD	15.00%	1,208,587,400	6.57

### JASDAQ

Stock	Share	Turnover(JPY)	PI (bps)
6628 ONKYOHE	56.47%	729,181,170	815.03
4764 NEXUSB	17.87%	345,780,330	15.88
1407 WEST HD	16.08%	773,291,850	6.10
4978 REPROCEL	15.27%	558,503,570	6.31
4816 TOEIANM	14.52%	213,437,900	3.66
4293 SEPTENHD	14.26%	281,679,570	5.69
4059 MAGMAG	13.96%	146,821,120	1.95
2315 CAICA	13.80%	349,556,210	10.17
3891 KODOSHI	13.79%	1,352,778,600	4.74
7826 FURUYAMT	13.22%	441,123,600	5.28

### Second Section

Stock	Share	Turnover(JPY)	PI (bps)
9318 ASIADVEE	82.33%	196,974,210	769.83
6993 DAIKOKYA	33.61%	308,276,730	85.25
3825 REMIX	18.62%	242,463,340	14.61
3856 ABALANCE	15.77%	395,431,450	6.28
6391 KAJITEC	14.69%	105,740,200	8.91
7279 HI-LEX	14.68%	175,169,770	2.99
3647 GTHREEHD	13.19%	1,433,046,830	4.33
6835 ALLIEDHD	13.05%	147,246,150	17.55
2375 GIGWORKS	12.77%	134,116,390	3.20
7412 ATOM	12.68%	200,707,730	3.05

### ETFs & REITs

Stock	Share	Turnover(JPY)	PI (bps)
1699 NFOIL	19.17%	962,410,024	23.85
1458 RK 225LV	17.74%	17,365,972,125	2.50
1357 NFNKDOUB	15.55%	16,344,266,170	10.13
1570 NFNKLV	14.36%	79,971,932,417	2.63
1540 JPP GLD	13.02%	742,375,098	4.58
1366 DW 225DI	12.81%	269,623,740	3.96
8985 JHR	12.61%	825,144,770	4.02
1365 DW 225LV	12.56%	655,921,580	2.73
1671 WTI ETF	12.18%	1,309,532,047	2.54
1367 DW TPX2X	10.97%	138,481,619	1.19

## Top 10 Stocks by PI

### Topix 100

Stock	PI (bps)	Turnover(JPY)	Share
5020 ENEOS	2.23	1,047,783,320	3.84%
8308 RESONA	2.18	462,385,880	3.03%
4689 ZHD	2.04	2,258,650,740	5.50%
8601 DAIWASG	1.94	248,030,770	2.30%
7201 NISSAN	1.93	1,128,884,240	4.22%
8002 MARBENI	1.91	1,333,933,490	5.87%
3402 TORAY	1.75	826,472,870	2.91%
8604 NOMRAHD	1.71	1,006,642,460	3.06%
6869 SYSMEX	1.69	952,128,410	7.09%
4188 MTBCM HD	1.60	615,272,070	3.47%

### Nikkei 225

Stock	PI (bps)	Turnover(JPY)	Share
2768 SOJITZ	10.17	2,057,351,760	10.42%
6472 NTN	9.58	1,160,260,080	12.15%
7211 MMC	9.56	2,362,554,560	11.30%
9501 TEPCOHD	8.68	3,291,074,470	11.26%
7186 CONCRDIA	7.81	962,889,070	14.56%
7762 CITIZEN	7.22	697,870,750	11.95%
9412 SKYPER J	6.75	287,027,500	15.05%
5803 FUJIKRA	6.50	318,615,160	11.76%
6701 NEC	6.45	5,312,213,200	16.69%
6506 YASKAWA	6.37	5,333,764,570	14.14%

### Topix Mid400

Stock	PI (bps)	Turnover(JPY)	Share
8410 SEVEN BK	15.11	1,704,669,010	18.73%
7167 MEBUKIFG	13.26	669,478,620	11.98%
2768 SOJITZ	10.17	2,057,351,760	10.42%
6472 NTN	9.58	1,160,260,080	12.15%
7211 MMC	9.56	2,362,554,560	11.30%
9501 TEPCOHD	8.68	3,291,074,470	11.26%
8334 GUNMABK	7.95	198,772,870	14.42%
7186 CONCRDIA	7.81	962,889,070	14.56%
8359 82-BANK	7.78	206,175,720	11.24%
7180 KYUSHUFG	7.03	129,856,470	10.02%

### Small & Others

Stock	PI (bps)	Turnover(JPY)	Share
8918 LAND	342.55	105,151,180	72.18%
6740 JDI	98.13	151,419,850	19.01%
8848 LEOPC21	21.52	186,380,480	14.01%
8585 OR.CORP	19.27	424,303,710	13.69%
8714 SENSUIK	16.14	162,119,580	15.31%
7527 SYSSOFT	15.07	177,485,980	16.57%
7238 AKEBONO	14.74	141,718,370	10.17%
6632 JVCKW	12.36	317,694,980	9.70%
2764 HIRAMAT	11.91	118,875,660	7.63%
7897 HOKUSIN	11.31	177,073,650	9.20%

### Mothers

Stock	PI (bps)	Turnover(JPY)	Share
7078 INC	18.54	111,076,970	7.45%
4597 SOLASIA	16.88	499,133,860	12.41%
3782 DDS	10.66	222,900,800	16.71%
4175 COLY	10.41	335,431,000	8.50%
2586 FRUTA	9.93	104,278,250	10.67%
3624 AXELMARK	8.48	100,978,310	11.32%
4194 VISIONAL	8.10	267,481,800	10.80%
4571 NANOCARI	7.75	226,774,590	12.26%
7095 MACBEEP	7.01	147,523,700	12.89%
3496 AZOOM	7.01	183,933,700	13.76%

### JASDAQ

Stock	PI (bps)	Turnover(JPY)	Share
6628 ONKYOHE	815.03	729,181,170	56.47%
4764 NEXUSB	15.88	345,780,330	17.87%
4699 UTIDA E	15.22	120,430,550	11.82%
2673 YUMETAI	11.02	244,233,110	5.34%
7578 NITIRYK	10.76	286,424,860	6.40%
2315 CAICA	10.17	349,556,210	13.80%
7071 AMVIS	9.41	253,599,700	10.73%
8746 1-COMOD	9.16	126,980,630	6.56%
6957 SHIBOUR	8.82	215,838,450	12.85%
6736 SUN	8.55	145,366,750	11.55%

### Second Section

Stock	PI (bps)	Turnover(JPY)	Share
9318 ASIADVEVE	769.83	196,974,210	82.33%
6993 DAIKOKYA	85.25	308,276,730	33.61%
6835 ALLIEDHD	17.55	147,246,150	13.05%
3825 REMIX	14.61	242,463,340	18.62%
6343 FREESIA	10.17	256,595,580	6.46%
6391 KAJITEC	8.91	105,740,200	14.69%
7859 ALMEDIO	8.86	704,949,580	7.50%
7544 THREE F	7.51	206,889,000	4.75%
4342 SECOM J	7.49	461,116,300	10.09%
6946 NP-AVIO	6.94	265,388,950	9.38%

### ETFs & REITs

Stock	PI (bps)	Turnover(JPY)	Share
1699 NFOIL	23.85	962,410,024	19.17%
1615 NFBANKS	21.19	214,041,520	10.03%
1357 NFNKDOUB	10.13	16,344,266,170	15.55%
1571 NFNKIV	5.12	107,907,898	9.58%
1540 JPP GLD	4.58	742,375,098	13.02%
1321 NFNK225	4.22	1,929,765,686	3.51%
8985 JHR	4.02	825,144,770	12.61%
1366 DW 225DI	3.96	269,623,740	12.81%
1360 NKBEAR-2	3.78	5,281,978,729	7.63%
3476 R MIRAI	3.63	113,829,195	8.12%