

Market Report for the Week of June 07, 2021

Daily Averages

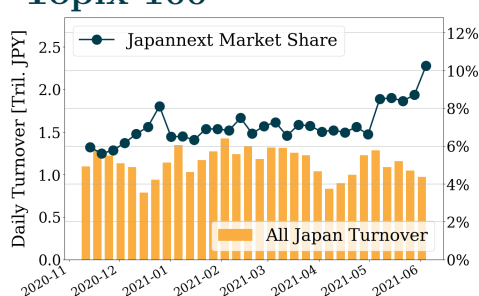
Universe	Turnover(JPY)	Volume	Share	PI (bps)	Symbols
All Market	253,089,306,274	138,457,192	9.93 %	3.06	3372
Topix100	99,607,552,932	20,112,460	10.25 %	1.00	99
Nikkei 225	113,682,820,678	37,936,000	9.91 %	1.92	225
TopixMid400	78,828,492,832	33,635,560	10.08 %	3.13	397
Small & Others	28,070,789,898	27,446,780	8.64 %	4.52	1577
Mothers & Jasdaq	20,313,431,338	25,327,960	10.21 %	6.70	835
ETFs & REITs	23,348,252,830	8,693,512	9.66 %	3.27	129

All Market
9.9 %

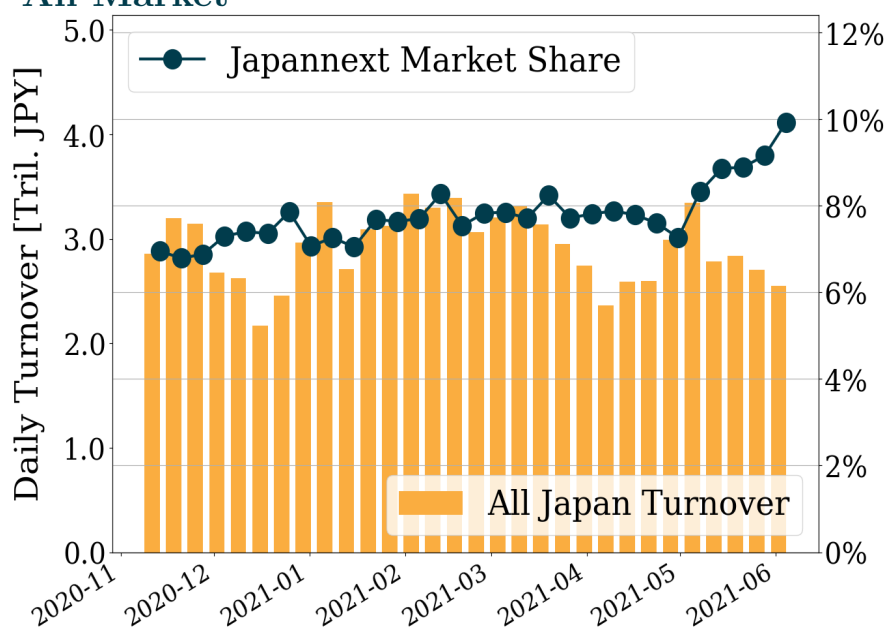
Topix 100
10.2 %

Nikkei 225
9.9 %

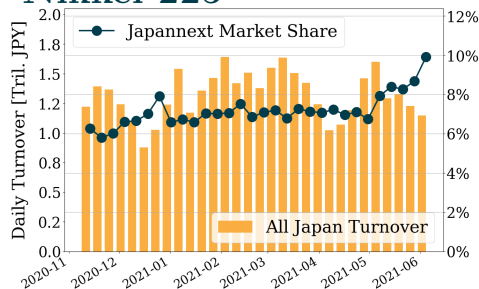
Topix 100



All Market



Nikkei 225



Top Stocks by Turnover

Stock	Turnover(JPY)	Share	PI (bps)
6920 LASRTEC	76,620,128,550	12.70%	1.22
4523 EISAI	63,909,172,670	16.59%	1.44
1570 NFNKLV	57,822,939,491	14.74%	2.58
9983 FASTRET	30,543,486,200	17.13%	0.83
7974 NINTEND	27,591,671,200	14.28%	0.74

Top Stocks by Market Share

Stock	Turnover(JPY)	Share	PI (bps)
9318 ASIADAVE	181,687,310	66.55%	539.88
8918 LAND	166,813,250	55.21%	449.04
3975 AOITYOHD	822,705,430	39.78%	3.60
6535 I-MOBILE	321,613,970	33.85%	3.33
8894 REVOLUTI	101,136,960	32.62%	117.97

Top Stocks by Price Improvement

Stock	Turnover(JPY)	Share	PI (bps)
6628 ONKYOHE	343,360,030	27.53%	799.56
9318 ASIADAVE	181,687,310	66.55%	539.88
8918 LAND	166,813,250	55.21%	449.04
8894 REVOLUTI	101,136,960	32.62%	117.97
9973 KOZOSUSI	130,149,080	19.23%	65.63

Top Stocks by Savings

Stock	Turnover(JPY)	Share	Savings
6993 DAIKOKYA	3,136,330,220	15.26%	13,556,720
1570 NFNKLV	57,822,939,491	14.74%	12,035,255
6628 ONKYOHE	343,360,030	27.53%	11,161,500
6920 LASRTEC	76,620,128,550	12.70%	8,093,230
4523 EISAI	63,909,172,670	16.59%	7,387,760

- ▶ Analysis is based on Japannext and Refinitiv data. Small & Others = First Section - TPX500.
- ▶ All Japan Turnover = Japannext (J+X+U+N) + TSE (excl. Tostnet) + Chi-X (Chi-Alpha + Chi-Select excl. Chi-Match). Market Share = Japannext turnover / All Japan Turnover.
- ▶ Opening and Closing auction trades on the TSE are excluded from calculations.
- ▶ Price Improvement (PI) and Savings (PI*volume) are calculated by comparing the execution price against the primary market's best bid for each sell or best offer for each buy at the point of execution from the taker's perspective. Reported PI is a value-weighted average. Names with weekly traded value less than 100,000,000 JPY are excluded from the rankings tables.

Top 10 Stocks by Turnover

Topix 100

Stock	Turnover(JPY)	Share	PI (bps)
4523 EISAI	63,909,172,670	16.59%	1.44
9983 FASTRET	30,543,486,200	17.13%	0.83
7974 NINTEND	27,591,671,200	14.28%	0.74
9984 SOFTBNKG	24,971,877,010	7.91%	0.41
7203 TOYOTA	19,633,083,430	8.97%	0.45
8035 TKOELCN	18,101,686,580	11.54%	0.49
6758 SONY G	17,070,214,100	11.77%	1.07
9022 JR CENT	13,944,218,070	18.64%	0.96
6861 KEYENCE	11,085,996,900	15.98%	0.99
4661 OLC	9,841,046,890	16.28%	1.01

Nikkei 225

Stock	Turnover(JPY)	Share	PI (bps)
4523 EISAI	63,909,172,670	16.59%	1.44
9983 FASTRET	30,543,486,200	17.13%	0.83
9984 SOFTBNKG	24,971,877,010	7.91%	0.41
7203 TOYOTA	19,633,083,430	8.97%	0.45
8035 TKOELCN	18,101,686,580	11.54%	0.49
6758 SONY G	17,070,214,100	11.77%	1.07
9022 JR CENT	13,944,218,070	18.64%	0.96
9101 NYKLINE	12,116,290,970	14.99%	5.00
6954 FANUC	8,742,838,360	14.34%	1.19
9202 ANA	8,133,950,970	9.95%	0.81

Topix Mid400

Stock	Turnover(JPY)	Share	PI (bps)
6920 LASRTEC	76,620,128,550	12.70%	1.22
6723 RENESAS	13,324,116,650	7.10%	2.19
9101 NYKLINE	12,116,290,970	14.99%	5.00
9201 JAL	9,042,796,640	9.69%	1.07
6857 ADVNTST	7,229,488,540	12.87%	2.88
6502 TOSHIBA	5,373,741,820	11.02%	3.42
9104 MTI-OSK	4,878,437,400	11.33%	3.13
4062 IBIDEN	4,592,221,400	14.60%	5.63
6701 NEC	4,089,308,640	15.26%	5.89
3436 SUMCO	4,057,408,100	7.91%	1.13

Small & Others

Stock	Turnover(JPY)	Share	PI (bps)
8698 MONEX G	8,090,415,770	15.04%	3.41
6532 BAYCURNT	5,121,383,500	12.08%	5.15
9107 K-LINE	4,037,093,570	12.31%	5.64
2929 PHARMA F	3,402,045,250	6.13%	1.20
9519 RENOVA	3,359,434,900	13.42%	3.63
3681 V-CUBE	2,513,849,610	8.96%	1.35
6967 SINKOEI	2,368,483,910	11.64%	3.97
3053 PEPPER	2,311,779,070	11.68%	4.91
9603 H.I.S.	2,268,624,800	7.58%	1.59
4282 EPS	2,097,337,920	28.42%	1.99

Mothers

Stock	Turnover(JPY)	Share	PI (bps)
3994 MFORWARD	4,564,488,100	15.96%	5.12
4934 PANTI-AG	3,951,799,500	8.08%	2.01
4477 BASE	2,629,297,300	7.37%	1.63
4385 MERCARI	2,340,346,100	12.75%	5.09
2150 CARENET	2,335,517,700	14.16%	4.09
4436 MINKABU	2,309,527,150	12.75%	3.31
4199 WONDERPL	2,286,972,100	5.67%	5.44
7342 WEALTHNV	2,013,801,500	10.23%	3.47
3914 JIG-SAW	1,887,375,900	16.24%	5.15
4488 AIINSIDE	1,685,427,700	12.98%	2.63

JASDAQ

Stock	Turnover(JPY)	Share	PI (bps)
4582 SYMBIO	10,725,342,270	8.19%	1.56
6890 FERROTEC	3,621,519,690	13.64%	6.03
2702 MCDNALD	2,731,517,650	17.29%	4.86
6614 SIKINOHT	1,748,376,770	8.25%	1.74
3891 KODOSHI	1,112,260,600	17.94%	5.43
7564 WORKMAN	1,024,198,700	13.33%	3.67
5216 KURAMOT	593,853,170	13.88%	10.79
6629 TECHNOHR	592,298,670	8.72%	1.59
4198 TENDA	566,911,900	3.60%	6.30
1407 WEST HD	563,155,150	14.64%	6.01

Second Section

Stock	Turnover(JPY)	Share	PI (bps)
6993 DAIKOKYA	3,136,330,220	15.26%	56.84
3647 GTHREEHD	668,077,730	9.49%	6.62
6343 FREESIA	578,962,050	5.27%	12.78
3856 ABALANCE	493,924,700	12.42%	4.18
6391 KAJITEC	417,284,700	12.12%	6.95
6366 CHIYODA	371,267,090	11.13%	6.71
7831 WELLCOHD	342,222,540	14.64%	9.78
6627 TERA PRO	341,752,170	8.77%	2.33
5940 FUJSASH	333,164,940	12.79%	28.62
7412 ATOM	332,896,880	13.69%	2.98

ETFs & REITs

Stock	Turnover(JPY)	Share	PI (bps)
1570 NFNKLV	57,822,939,491	14.74%	2.58
1458 RK 225LV	14,327,428,941	15.34%	2.26
1357 NFNKDOUB	9,498,195,335	13.44%	9.50
1360 NKBEAR-2	4,424,922,000	6.09%	3.55
1579 225 BULL	4,304,038,560	6.04%	1.93
1459 RK 225DI	3,123,459,796	6.95%	2.31
1321 NFNK225	2,452,149,732	7.82%	4.51
1671 WTI ETF	1,852,789,583	16.06%	2.32
8951 NBF	953,408,200	4.91%	2.83
1365 DW 225LV	917,424,475	16.69%	1.74

Top 10 Stocks by Market Share

Topix 100

Stock	Share	Turnover(JPY)	PI (bps)
9022 JR CENT	18.64%	13,944,218,070	0.96
9983 FASTRET	17.13%	30,543,486,200	0.83
4523 EISAI	16.59%	63,909,172,670	1.44
7832 BANNAMHD	16.40%	3,658,654,470	1.54
4661 OLC	16.28%	9,841,046,890	1.01
6861 KEYENCE	15.98%	11,085,996,900	0.99
6954 FANUC	14.34%	8,742,838,360	1.19
7974 NINTEND	14.28%	27,591,671,200	0.74
4063 SINETUC	13.67%	7,429,623,330	0.97
9531 TKO-GAS	13.15%	1,682,120,350	1.02

Nikkei 225

Stock	Share	Turnover(JPY)	PI (bps)
9022 JR CENT	18.64%	13,944,218,070	0.96
9983 FASTRET	17.13%	30,543,486,200	0.83
4523 EISAI	16.59%	63,909,172,670	1.44
7832 BANNAMHD	16.40%	3,658,654,470	1.54
2282 NH FOODS	16.32%	1,104,774,820	3.42
1333 MARUNICI	16.22%	304,290,220	2.21
9412 SKYPER J	15.89%	237,962,700	7.56
6506 YASKAWA	15.83%	3,586,040,760	6.33
6701 NEC	15.26%	4,089,308,640	5.89
7762 CITIZEN	15.26%	526,010,260	7.65

Topix Mid400

Stock	Share	Turnover(JPY)	PI (bps)
3591 WACOALHD	22.18%	256,843,870	2.42
6465 HOSIZAKI	19.80%	1,096,602,570	3.80
9832 AUTBACS	19.05%	284,430,070	2.50
9831 YAMADAHD	18.50%	1,716,117,980	6.29
8056 UNISYS	16.62%	617,456,820	5.15
5486 HIT-MTL	16.51%	2,349,453,170	1.55
9509 HKD-PWR	16.42%	222,017,220	6.29
2282 NH FOODS	16.32%	1,104,774,820	3.42
2651 LAWSON	16.29%	928,912,330	4.91
8410 SEVEN BK	16.25%	870,952,070	14.70

Small & Others

Stock	Share	Turnover(JPY)	PI (bps)
8918 LAND	55.21%	166,813,250	449.04
3975 AOITYOHD	39.78%	822,705,430	3.60
6535 I-MOBILE	33.85%	321,613,970	3.33
4282 EPS	28.42%	2,097,337,920	1.99
6284 NIS ASB	26.02%	191,411,900	10.48
3903 GUMI	19.78%	1,690,202,410	4.00
2120 LIFULL	18.33%	137,541,610	8.01
1821 MS-CON	17.54%	203,125,690	6.72
8358 SURGABK	17.21%	528,322,250	9.75
7238 AKEBONO	16.34%	142,379,350	16.03

Mothers

Stock	Share	Turnover(JPY)	PI (bps)
3906 ALBERT	20.78%	447,297,100	10.09
6573 AGILE	17.38%	279,685,200	4.72
6521 OXIDE	16.75%	1,179,795,400	5.20
6580 WRITEUP	16.39%	441,897,340	3.83
7363 BABYCALE	16.27%	375,821,200	5.76
3914 JIG-SAW	16.24%	1,887,375,900	5.15
7092 FFJ	16.06%	529,038,400	6.48
4880 CELLSOUR	16.04%	408,944,400	3.40
3994 MFORWARD	15.96%	4,564,488,100	5.12
4425 KUDAN	15.94%	355,840,550	4.67

JASDAQ

Stock	Share	Turnover(JPY)	PI (bps)
6628 ONKYOHE	27.53%	343,360,030	799.56
4764 NEXUSB	22.96%	353,198,170	19.93
3804 SYSTEM D	19.83%	146,494,950	2.71
9973 KOZOSUSI	19.23%	130,149,080	65.63
3891 KODOSHI	17.94%	1,112,260,600	5.43
4978 REPROCEL	17.62%	395,531,020	7.37
2702 MCDNALD	17.29%	2,731,517,650	4.86
2315 CAICA	17.15%	306,461,020	12.00
2667 IMAGE1	16.45%	367,773,590	4.57
4293 SEPTENHD	15.51%	198,779,740	6.31

Second Section

Stock	Share	Turnover(JPY)	PI (bps)
9318 ASIADVEVE	66.55%	181,687,310	539.88
8894 REVOLUTI	32.62%	101,136,960	117.97
3825 REMIX	22.49%	221,216,510	17.10
4113 TAOKA	16.92%	231,160,400	3.00
6993 DAIKOKYA	15.26%	3,136,330,220	56.84
7831 WELLCOHD	14.64%	342,222,540	9.78
2375 GIGWORKS	13.90%	238,621,450	3.32
7412 ATOM	13.69%	332,896,880	2.98
4026 KONOSMA	13.68%	184,850,020	5.73
5940 FUJSASH	12.79%	333,164,940	28.62

ETFs & REITs

Stock	Share	Turnover(JPY)	PI (bps)
1356 TPXBEAR2	18.46%	252,607,113	2.38
1365 DW 225LV	16.69%	917,424,475	1.74
1671 WTI ETF	16.06%	1,852,789,583	2.32
1458 RK 225LV	15.34%	14,327,428,941	2.26
1570 NFNKLV	14.74%	57,822,939,491	2.58
1357 NFNKDOUB	13.44%	9,498,195,335	9.50
3476 R MIRAI	11.86%	202,949,170	4.03
1615 NFBANKS	11.78%	251,723,140	22.02
1699 NFOIL	11.43%	858,277,113	22.72
2516 MOTERETF	11.38%	342,447,794	3.64

Top 10 Stocks by PI

Topix 100

Stock	PI (bps)	Turnover(JPY)	Share
8308 RESONA	2.21	591,440,720	2.72%
5020 ENEOS	2.20	905,831,710	3.61%
4689 ZHD	2.09	1,711,647,020	5.64%
7201 NISSAN	2.01	1,080,359,310	4.62%
8002 MARBENI	1.87	1,768,324,670	8.94%
8697 JPX	1.80	1,050,607,370	10.42%
1925 DAIW-HS	1.75	1,369,438,820	8.06%
8601 DAIWASG	1.74	333,362,670	3.45%
8604 NOMRAHD	1.73	1,136,987,610	3.46%
3402 TORAY	1.72	577,358,100	4.43%

Nikkei 225

Stock	PI (bps)	Turnover(JPY)	Share
7211 MMC	10.54	1,876,271,060	11.46%
2768 SOJITZ	9.55	1,731,379,510	10.95%
6472 NTN	9.37	986,663,420	14.14%
9501 TEPCOHD	8.82	2,115,053,390	13.78%
7186 CONCRDIA	8.20	684,904,950	14.22%
7762 CITIZEN	7.65	526,010,260	15.26%
9412 SKYPER J	7.56	237,962,700	15.89%
6674 GSYUASA	6.45	212,262,860	7.80%
6506 YASKAWA	6.33	3,586,040,760	15.83%
6103 OKUMA	6.16	291,453,350	9.47%

Topix Mid400

Stock	PI (bps)	Turnover(JPY)	Share
7167 MEBUKIFG	15.49	658,816,350	13.43%
8410 SEVEN BK	14.70	870,952,070	16.25%
7211 MMC	10.54	1,876,271,060	11.46%
2768 SOJITZ	9.55	1,731,379,510	10.95%
6472 NTN	9.37	986,663,420	14.14%
9501 TEPCOHD	8.82	2,115,053,390	13.78%
8334 GUNMABK	8.41	162,657,570	13.39%
7186 CONCRDIA	8.20	684,904,950	14.22%
8359 82-BANK	7.87	168,643,820	10.72%
8283 PALTAC	7.55	152,031,600	10.33%

Small & Others

Stock	PI (bps)	Turnover(JPY)	Share
8918 LAND	449.04	166,813,250	55.21%
8848 LEOPC21	19.82	278,731,020	12.57%
8585 OR.CORP	19.22	418,219,280	13.66%
2353 NP-PARK	17.90	152,688,700	15.29%
8714 SENSUIK	17.39	129,250,880	11.99%
7238 AKEBONO	16.03	142,379,350	16.34%
6632 JVCKW	13.46	367,218,250	13.25%
7897 HOKUSIN	13.16	445,966,320	11.43%
9424 JPN-COMM	12.67	406,596,070	13.89%
2764 HIRAMAT	11.92	207,898,600	7.94%

Mothers

Stock	PI (bps)	Turnover(JPY)	Share
6181 TAMENY	16.97	154,996,590	13.01%
4597 SOLASIA	15.99	185,440,600	12.19%
4583 CHIOME	12.08	226,000,470	13.03%
6177 APPBANK	11.46	129,608,910	3.88%
7095 MACBEEP	10.29	379,634,800	14.50%
3906 ALBERT	10.09	447,297,100	20.78%
4167 KOKOPELI	10.02	145,671,500	9.81%
4888 STELLAPH	10.01	313,502,700	2.99%
6550 FRINGE81	9.06	104,518,650	14.45%
4177 I-PLUG	8.99	146,891,200	10.64%

JASDAQ

Stock	PI (bps)	Turnover(JPY)	Share
6628 ONKYOHE	799.56	343,360,030	27.53%
9973 KOZOSUSI	65.63	130,149,080	19.23%
4764 NEXUSB	19.93	353,198,170	22.96%
2321 SOFTFROH	14.17	150,107,450	6.69%
2315 CAICA	12.00	306,461,020	17.15%
5216 KURAMOT	10.79	593,853,170	13.88%
2673 YUMETAI	10.03	121,231,350	5.95%
6957 SHIBAU	8.31	126,904,250	12.39%
4978 REPROCEL	7.37	395,531,020	17.62%
4193 FABRICA	7.37	453,841,500	10.58%

Second Section

Stock	PI (bps)	Turnover(JPY)	Share
9318 ASIADAVE	539.88	181,687,310	66.55%
8894 REVOLUTI	117.97	101,136,960	32.62%
6993 DAIKOKYA	56.84	3,136,330,220	15.26%
8040 TOKSOIR	30.53	121,479,690	6.09%
5940 FUJSASH	28.62	333,164,940	12.79%
3825 REMIX	17.10	221,216,510	22.49%
3071 STREAM	14.13	181,785,540	12.42%
2778 PALEMOHD	12.80	218,468,740	6.80%
6343 FREESIA	12.78	578,962,050	5.27%
8139 NAGHORI	12.02	139,955,790	5.26%

ETFs & REITs

Stock	PI (bps)	Turnover(JPY)	Share
1699 NFOIL	22.72	858,277,113	11.43%
1615 NFBANKS	22.02	251,723,140	11.78%
1357 NFNKDOUB	9.50	9,498,195,335	13.44%
1321 NFNK225	4.51	2,452,149,732	7.82%
1320 ETF225	4.40	123,414,146	2.10%
1540 JPP GLD	4.36	559,994,680	10.92%
3476 R MIRAI	4.03	202,949,170	11.86%
8985 JHR	3.94	679,893,590	8.48%
2516 MOTERETF	3.64	342,447,794	11.38%
3279 API	3.63	492,782,500	7.99%