

Market Report for the Week of June 14, 2021

Daily Averages

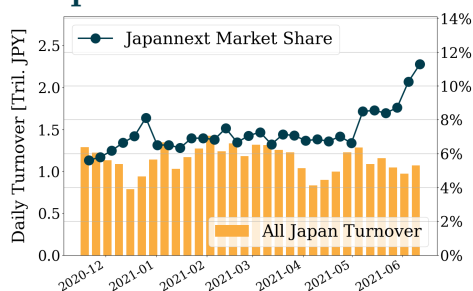
Universe	Turnover(JPY)	Volume	Share	PI (bps)	Symbols
All Market	277,737,789,663	177,827,878	10.34 %	3.49	3371
Topix100	120,948,106,624	23,085,540	11.28 %	1.06	99
Nikkei 225	134,440,425,696	42,502,120	10.87 %	1.98	225
TopixMid400	76,626,998,164	34,175,460	10.11 %	3.44	397
Small & Others	29,293,530,326	25,993,620	8.49 %	4.42	1579
Mothers & Jasdaq	19,946,720,386	65,255,720	9.25 %	18.19	831
ETFs & REITs	28,517,280,331	14,011,278	10.52 %	3.63	135

All Market
10.3 %

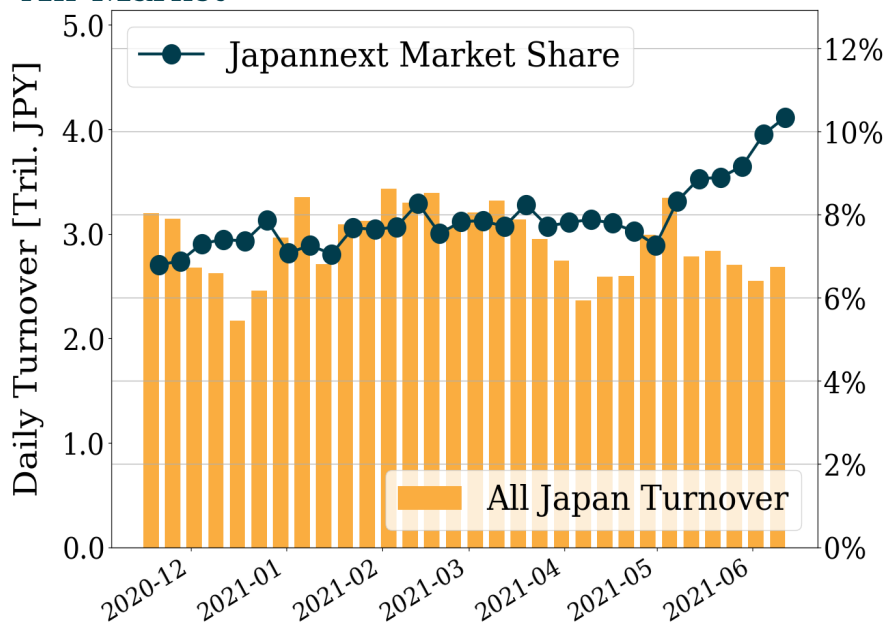
Topix 100
11.3 %

Nikkei 225
10.9 %

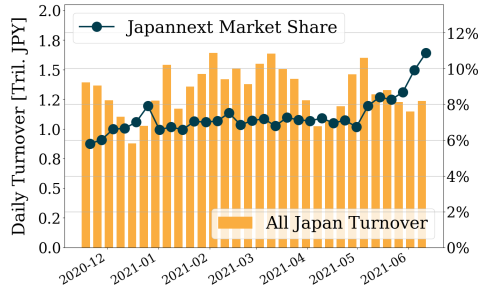
Topix 100



All Market



Nikkei 225



Top Stocks by Turnover

Stock	Turnover(JPY)	Share	PI (bps)
4523 EISAI	84,359,205,640	18.72%	1.08
1570 NFNKLV	62,704,421,444	14.20%	2.55
7974 NINTEND	51,282,484,100	12.49%	0.79
9983 FASTRET	42,812,694,600	19.04%	1.08
6920 LASRTEC	40,256,941,410	13.35%	1.16

Top Stocks by Market Share

Stock	Turnover(JPY)	Share	PI (bps)
6628 ONKYOHE	1,095,822,240	90.09%	1160.69
9318 ASIADAVE	129,175,470	58.35%	624.68
6740 JDI	141,026,890	31.28%	95.58
3975 AOITYOHD	405,686,310	26.21%	3.96
4282 EPS	2,014,883,710	25.90%	1.97

Top Stocks by Price Improvement

Stock	Turnover(JPY)	Share	PI (bps)
6628 ONKYOHE	1,095,822,240	90.09%	1160.69
9318 ASIADAVE	129,175,470	58.35%	624.68
6740 JDI	141,026,890	31.28%	95.58
9973 KOZOSUSI	262,356,740	21.45%	62.98
8925 ARDEPRO	161,897,520	22.83%	51.20

Top Stocks by Savings

Stock	Turnover(JPY)	Share	Savings
6628 ONKYOHE	1,095,822,240	90.09%	55,127,480
2370 MEDINET	6,932,345,630	13.19%	13,374,830
1570 NFNKLV	62,704,421,444	14.20%	13,054,722
1357 NFNKDOUB	16,522,760,061	17.39%	12,876,582
9101 NYKLINE	20,694,565,620	16.51%	10,263,540

- ▶ Analysis is based on Japannext and Refinitiv data. Small & Others = First Section - TPX500.
- ▶ All Japan Turnover = Japannext (J+X+U+N) + TSE (excl. Tostnet) + Chi-X (Chi-Alpha + Chi-Select excl. Chi-Match). Market Share = Japannext turnover / All Japan Turnover.
- ▶ Opening and Closing auction trades on the TSE are excluded from calculations.
- ▶ Price Improvement (PI) and Savings (PI*volume) are calculated by comparing the execution price against the primary market's best bid for each sell or best offer for each buy at the point of execution from the taker's perspective. Reported PI is a value-weighted average. Names with weekly traded value less than 100,000,000 JPY are excluded from the rankings tables.

Top 10 Stocks by Turnover

Topix 100

Stock	Turnover(JPY)	Share	PI (bps)
4523 EISAI	84,359,205,640	18.72%	1.08
7974 NINTEND	51,282,484,100	12.49%	0.79
9983 FASTRET	42,812,694,600	19.04%	1.08
7203 TOYOTA	30,700,690,300	10.49%	1.00
9984 SOFTBNKG	23,333,181,580	8.55%	0.47
6758 SONY G	17,666,784,280	11.33%	1.22
8035 TKOELCN	17,231,939,320	11.57%	0.81
6954 FANUC	13,748,771,820	16.57%	1.08
6861 KEYENCE	13,637,999,900	14.52%	1.32
9022 JR CENT	13,613,661,740	20.56%	1.58

Nikkei 225

Stock	Turnover(JPY)	Share	PI (bps)
4523 EISAI	84,359,205,640	18.72%	1.08
9983 FASTRET	42,812,694,600	19.04%	1.08
7203 TOYOTA	30,700,690,300	10.49%	1.00
9984 SOFTBNKG	23,333,181,580	8.55%	0.47
9101 NYKLINE	20,694,565,620	16.51%	5.60
6758 SONY G	17,666,784,280	11.33%	1.22
8035 TKOELCN	17,231,939,320	11.57%	0.81
6954 FANUC	13,748,771,820	16.57%	1.08
9022 JR CENT	13,613,661,740	20.56%	1.58
2413 M3	11,631,415,890	12.60%	0.80

Topix Mid400

Stock	Turnover(JPY)	Share	PI (bps)
6920 LASRTEC	40,256,941,410	13.35%	1.16
9101 NYKLINE	20,694,565,620	16.51%	5.60
9201 JAL	10,930,150,160	9.76%	1.04
6701 NEC	7,881,417,800	13.69%	5.39
6723 RENESAS	6,808,694,550	4.89%	2.08
9104 MTI-OSK	6,392,748,620	12.02%	4.44
1605 INPEX	6,078,450,740	12.62%	3.53
6857 ADVNTST	5,654,261,760	10.62%	2.55
6762 TDK	4,946,483,900	10.34%	1.98
3436 SUMCO	4,836,040,520	7.47%	1.09

Small & Others

Stock	Turnover(JPY)	Share	PI (bps)
8698 MONEX G	7,084,076,810	11.72%	3.49
6966 MTI-HTC	5,812,694,760	14.55%	6.17
6768 TAMURA	5,417,386,050	13.83%	3.27
9107 K-LINE	5,104,848,820	11.59%	4.74
6532 BAYCURNT	4,105,552,500	11.70%	5.25
9603 H.I.S.	2,941,222,220	5.95%	1.36
3903 GUMI	2,806,639,800	12.21%	3.92
8515 AIFUL	2,479,670,980	9.24%	6.40
9519 RENOVA	2,232,556,200	12.87%	3.72
3994 MFORWARD	2,174,544,400	11.64%	4.89

Mothers

Stock	Turnover(JPY)	Share	PI (bps)
2370 MEDINET	6,932,345,630	13.19%	26.95
4934 PANTI-AG	5,460,416,400	6.31%	2.60
4880 CELLSOUR	5,234,761,200	13.67%	3.48
4199 WONDERPL	2,799,025,500	5.83%	4.49
4436 MINKABU	2,719,781,550	14.10%	2.54
4385 MERCARI	2,672,257,200	14.42%	4.79
6255 NPC INC	1,978,028,530	8.16%	2.80
2150 CARENET	1,887,263,500	12.06%	3.82
7342 WEALTHNV	1,882,314,100	7.05%	3.38
3914 JIG-SAW	1,739,182,500	16.04%	5.64

JASDAQ

Stock	Turnover(JPY)	Share	PI (bps)
4582 SYMBIO	4,429,007,600	7.93%	1.12
6890 FERROTEC	3,145,546,000	13.54%	5.76
2702 MCDNALD	1,800,777,250	14.23%	3.19
6628 ONKYOHE	1,095,822,240	90.09%	1160.69
6614 SIKINOHT	996,575,430	10.71%	4.38
6324 HARMONC	906,148,400	11.47%	4.94
4764 NEXUSB	771,306,040	20.95%	16.75
2315 CAICA	751,705,170	14.69%	11.87
1407 WEST HD	528,990,500	11.88%	6.89
7564 WORKMAN	489,217,600	12.18%	4.57

Second Section

Stock	Turnover(JPY)	Share	PI (bps)
6993 DAIKOKYA	2,228,211,460	18.01%	44.80
3856 ABALANCE	920,351,900	14.00%	5.72
3663 ARTSPARK	800,850,050	10.81%	4.65
6627 TERA PRO	613,330,940	8.32%	2.27
3647 GTHREEHD	558,731,730	9.93%	6.23
6366 CHIYODA	360,562,060	11.89%	6.95
6125 OKMTO M	314,362,450	10.65%	6.75
7412 ATOM	225,043,550	13.95%	2.97
4026 KONOSMA	221,621,230	12.08%	3.86
2375 GIGWORKS	218,527,930	7.43%	3.07

ETFs & REITs

Stock	Turnover(JPY)	Share	PI (bps)
1570 NFNKLV	62,704,421,444	14.20%	2.55
1357 NFNKDOUB	16,522,760,061	17.39%	10.21
1458 RK 225LV	14,730,249,249	19.76%	1.94
1459 RK 225DI	6,918,281,096	13.07%	1.98
1579 225 BULL	5,977,436,170	6.24%	2.15
1360 NKBEAR-2	5,365,321,646	7.12%	3.78
1321 NFNK225	3,525,145,583	11.31%	5.34
1671 WTI ETF	2,904,450,581	23.02%	2.05
3298 INVESCO	1,567,727,060	8.93%	1.59
1540 JPP GLD	1,276,325,524	16.42%	4.58

Top 10 Stocks by Market Share

Topix 100

Stock	Share	Turnover(JPY)	PI (bps)
9022 JR CENT	20.56%	13,613,661,740	1.58
9983 FASTRET	19.04%	42,812,694,600	1.08
4523 EISAI	18.72%	84,359,205,640	1.08
4661 OLC	17.91%	8,415,187,520	1.05
6954 FANUC	16.57%	13,748,771,820	1.08
4528 ONOPHAM	16.33%	1,621,405,000	1.37
6861 KEYENCE	14.52%	13,637,999,900	1.32
7832 BANNAMHD	14.22%	3,220,039,090	1.33
8697 JPX	14.15%	1,699,907,140	1.41
9843 NITORIHD	13.84%	4,082,231,940	1.19

Nikkei 225

Stock	Share	Turnover(JPY)	PI (bps)
9022 JR CENT	20.56%	13,613,661,740	1.58
1333 MARUNICI	19.63%	353,852,340	2.33
9983 FASTRET	19.04%	42,812,694,600	1.08
4523 EISAI	18.72%	84,359,205,640	1.08
7762 CITIZEN	17.63%	588,181,250	8.03
9412 SKYPER J	17.22%	350,388,760	6.94
6954 FANUC	16.57%	13,748,771,820	1.08
9101 NYKLINE	16.51%	20,694,565,620	5.60
6302 SHI	16.02%	961,302,280	5.61
1332 NISSUI	15.69%	276,873,290	5.76

Topix Mid400

Stock	Share	Turnover(JPY)	PI (bps)
6136 OSG	24.14%	246,678,870	3.01
6465 HOSIZAKI	24.14%	1,109,721,760	4.42
1333 MARUNICI	19.63%	353,852,340	2.33
3591 WACOALHD	19.31%	377,406,130	2.61
6417 SANKYOP	18.32%	463,655,700	1.84
7313 TS TECH	18.29%	325,501,190	2.77
9832 AUTBACS	17.53%	215,677,640	2.32
8410 SEVEN BK	17.33%	1,041,785,380	14.41
9831 YAMADAHD	17.30%	1,491,665,960	6.77
4205 ZEON	17.13%	452,748,420	2.62

Small & Others

Stock	Share	Turnover(JPY)	PI (bps)
6740 JDI	31.28%	141,026,890	95.58
3975 AOITYOHD	26.21%	405,686,310	3.96
4282 EPS	25.90%	2,014,883,710	1.97
8585 OR.CORP	18.20%	471,818,300	22.28
9424 JPN-COMM	18.17%	329,574,880	12.69
7014 NAMURA	18.12%	331,904,260	20.91
3445 RSTECH	17.95%	204,263,400	7.89
1821 MS-CON	17.80%	131,409,370	6.94
7762 CITIZEN	17.63%	588,181,250	8.03
9412 SKYPER J	17.22%	350,388,760	6.94

Mothers

Stock	Share	Turnover(JPY)	PI (bps)
4597 SOLASIA	17.48%	157,191,130	16.14
3496 AZOOM	17.28%	219,826,300	7.81
3911 AIMING	16.16%	111,205,250	6.42
3914 JIG-SAW	16.04%	1,739,182,500	5.64
3782 DDS	15.81%	136,114,250	12.58
7779 CYBRDYNE	15.74%	320,276,650	4.64
4488 AIINSIDE	15.02%	1,360,682,100	3.39
4385 MERCARI	14.42%	2,672,257,200	4.79
4308 JSTREAM	14.27%	218,269,300	4.98
4436 MINKABU	14.10%	2,719,781,550	2.54

JASDAQ

Stock	Share	Turnover(JPY)	PI (bps)
6628 ONKYOHE	90.09%	1,095,822,240	1160.69
9973 KOZOSUSI	21.45%	262,356,740	62.98
4764 NEXUSB	20.95%	771,306,040	16.75
4978 REPROCEL	16.38%	215,796,550	7.02
7748 HOLON	15.76%	160,592,450	6.96
2315 CAICA	14.69%	751,705,170	11.87
8256 MARUMIT	14.32%	153,500,570	13.54
2702 MCDNALD	14.23%	1,800,777,250	3.19
2667 IMAGE1	13.91%	463,724,740	5.48
6890 FERROTEC	13.54%	3,145,546,000	5.76

Second Section

Stock	Share	Turnover(JPY)	PI (bps)
9318 ASIADAVE	58.35%	129,175,470	624.68
8925 ARDEPRO	22.83%	161,897,520	51.20
6993 DAIKOKYA	18.01%	2,228,211,460	44.80
3825 REMIX	16.41%	118,545,700	15.63
3856 ABALANCE	14.00%	920,351,900	5.72
7412 ATOM	13.95%	225,043,550	2.97
4026 KONOSMA	12.08%	221,621,230	3.86
6366 CHIYODA	11.89%	360,562,060	6.95
3663 ARTSPARK	10.81%	800,850,050	4.65
6391 KAJITEC	10.80%	118,925,200	7.14

ETFs & REITs

Stock	Share	Turnover(JPY)	PI (bps)
1699 NFOIL	23.53%	1,203,361,194	19.86
1615 NFBANKS	23.03%	507,988,510	20.28
1671 WTI ETF	23.02%	2,904,450,581	2.05
1356 TPXBEAR2	22.04%	350,123,699	2.69
1366 DW 225DI	20.90%	508,557,534	2.66
1458 RK 225LV	19.76%	14,730,249,249	1.94
1357 NFNKDOUB	17.39%	16,522,760,061	10.21
1365 DW 225LV	16.68%	886,269,400	1.92
1540 JPP GLD	16.42%	1,276,325,524	4.58
1570 NFNKLV	14.20%	62,704,421,444	2.55

Top 10 Stocks by PI

Topix 100

Stock	PI (bps)	Turnover(JPY)	Share
8308 RESONA	2.29	748,279,270	4.26%
8601 DAIWASG	2.24	461,000,680	4.27%
5020 ENEOS	2.20	1,110,533,230	3.28%
4689 ZHD	2.00	3,371,942,430	5.35%
7201 NISSAN	1.96	922,417,170	3.91%
6273 SMC	1.87	3,328,016,700	8.31%
1925 DAIW-HS	1.85	1,406,408,580	9.80%
8604 NOMRAHD	1.82	1,364,306,330	4.11%
6869 SYSMEX	1.78	1,245,056,370	11.46%
8830 SMIRE&D	1.75	2,668,488,590	13.48%

Nikkei 225

Stock	PI (bps)	Turnover(JPY)	Share
6472 NTN	11.43	878,487,310	15.30%
7211 MMC	10.78	1,584,620,290	11.02%
2768 SOJITZ	9.36	1,829,581,080	12.39%
9501 TEPCOHD	8.82	2,240,285,000	12.40%
7186 CONCRDIA	8.82	967,965,970	13.95%
7762 CITIZEN	8.03	588,181,250	17.63%
9412 SKYPER J	6.94	350,388,760	17.22%
6506 YASKAWA	6.47	3,209,572,920	15.65%
5232 SMI-OSK	6.22	182,125,810	9.16%
5803 FUJIKRA	6.07	386,406,500	12.97%

Topix Mid400

Stock	PI (bps)	Turnover(JPY)	Share
7167 MEBUKIFG	14.52	646,861,030	16.51%
8410 SEVEN BK	14.41	1,041,785,380	17.33%
6472 NTN	11.43	878,487,310	15.30%
7211 MMC	10.78	1,584,620,290	11.02%
2768 SOJITZ	9.36	1,829,581,080	12.39%
8334 GUNMABK	9.17	211,106,120	15.79%
8359 82-BANK	8.92	172,781,310	15.03%
9501 TEPCOHD	8.82	2,240,285,000	12.40%
7186 CONCRDIA	8.82	967,965,970	13.95%
7180 KYUSHUFG	8.49	222,150,800	12.06%

Small & Others

Stock	PI (bps)	Turnover(JPY)	Share
6740 JDI	95.58	141,026,890	31.28%
8585 OR.CORP	22.28	471,818,300	18.20%
8714 SENSUIK	21.72	172,543,730	17.12%
7014 NAMURA	20.91	331,904,260	18.12%
8848 LEOPC21	20.81	124,404,470	11.75%
7238 AKEBONO	16.35	141,656,450	16.99%
7527 SYSSOFT	14.53	110,707,250	16.13%
6632 JVCKW	12.95	312,857,430	12.00%
9424 JPN-COMM	12.69	329,574,880	18.17%
8524 NORTHBPB	11.07	114,248,410	16.78%

Mothers

Stock	PI (bps)	Turnover(JPY)	Share
2370 MEDINET	26.95	6,932,345,630	13.19%
4564 OTS	23.74	202,739,550	13.00%
3237 INTRANCE	21.88	127,503,090	5.79%
4177 I-PLUG	20.12	158,935,500	8.17%
4597 SOLASIA	16.14	157,191,130	17.48%
7371 ZENKEN	14.89	163,578,190	0.73%
4175 COLY	13.81	154,146,600	7.41%
3782 DDS	12.58	136,114,250	15.81%
4194 VISIONAL	12.27	174,619,500	7.08%
4168 YAPPLI	12.17	178,899,300	7.86%

JASDAQ

Stock	PI (bps)	Turnover(JPY)	Share
6628 ONKYOHE	1160.69	1,095,822,240	90.09%
9973 KOZOSUSI	62.98	262,356,740	21.45%
6494 NFK-HD	18.81	133,957,560	9.03%
4764 NEXUSB	16.75	771,306,040	20.95%
4499 SPEEE	15.22	121,859,400	5.40%
9423 FORVAL R	13.57	382,844,860	8.24%
8256 MARUMIT	13.54	153,500,570	14.32%
4198 TENDA	13.42	481,209,050	7.02%
2315 CAICA	11.87	751,705,170	14.69%
7071 AMVIS	9.75	149,596,400	9.44%

Second Section

Stock	PI (bps)	Turnover(JPY)	Share
9318 ASIADVEVE	624.68	129,175,470	58.35%
8925 ARDEPRO	51.20	161,897,520	22.83%
6993 DAIKOKYA	44.80	2,228,211,460	18.01%
3825 REMIX	15.63	118,545,700	16.41%
7859 ALMEDIO	10.41	179,304,920	9.39%
6391 KAJITEC	7.14	118,925,200	10.80%
6366 CHIYODA	6.95	360,562,060	11.89%
6125 OKMTO M	6.75	314,362,450	10.65%
3647 GTHREEHD	6.23	558,731,730	9.93%
3856 ABALANCE	5.72	920,351,900	14.00%

ETFs & REITs

Stock	PI (bps)	Turnover(JPY)	Share
1615 NFBANKS	20.28	507,988,510	23.03%
1699 NFOIL	19.86	1,203,361,194	23.53%
1357 NFNKDOUB	10.21	16,522,760,061	17.39%
1321 NFNK225	5.34	3,525,145,583	11.31%
8985 JHR	4.65	731,232,210	11.32%
1540 JPP GLD	4.58	1,276,325,524	16.42%
1320 ETF225	4.46	241,339,385	3.61%
8963 INV	4.28	970,014,800	10.84%
1330 IDXF225	4.20	258,551,150	3.54%
8964 FRONRE	3.99	212,169,600	5.38%