

Market Report for the Week of June 21, 2021

Daily Averages

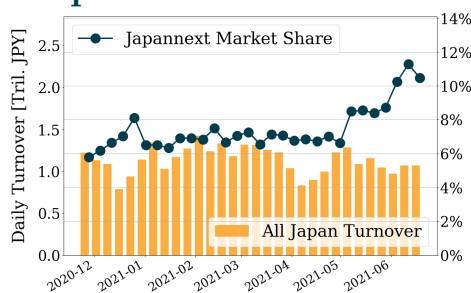
Universe	Turnover(JPY)	Volume	Share	PI (bps)	Symbols
All Market	275,587,941,355	207,879,404	10.23 %	4.00	3364
Topix100	111,869,080,858	22,234,480	10.46 %	1.16	99
Nikkei 225	127,882,311,524	41,821,100	10.17 %	2.09	225
TopixMid400	72,209,246,960	33,387,960	10.01 %	3.51	397
Small & Others	32,734,626,336	29,140,460	9.16 %	4.45	1582
Mothers & Jasdaq	18,187,623,278	67,511,140	8.81 %	19.55	826
ETFs & REITs	37,788,527,947	19,240,424	12.00 %	3.73	129

All Market
10.2 %

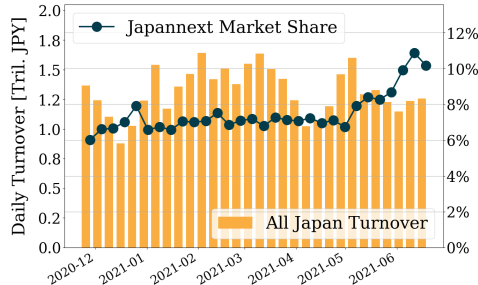
Topix 100
10.5 %

Nikkei 225
10.2 %

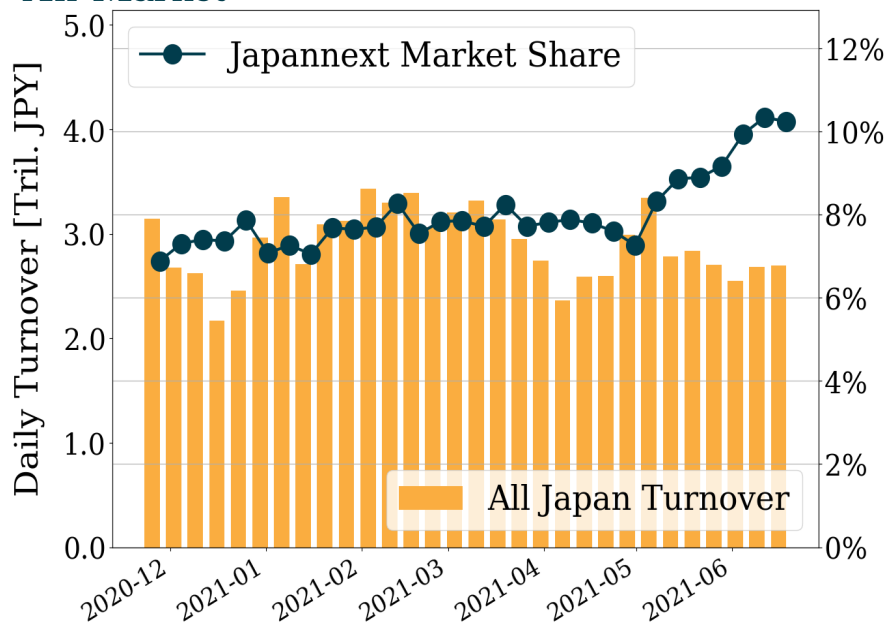
Topix 100



Nikkei 225



All Market



Top Stocks by Turnover

Stock	Turnover(JPY)	Share	PI (bps)
1570 NFNKLV	90,601,612,768	14.87%	2.66
4523 EISAI	61,169,855,130	17.54%	1.26
9983 FASTRET	43,279,228,500	17.74%	1.14
6920 LASRTEC	40,428,526,250	12.80%	1.10
9984 SOFTBNKG	40,256,942,950	9.28%	0.54

Top Stocks by Market Share

Stock	Turnover(JPY)	Share	PI (bps)
6628 ONKYOHE	1,444,797,140	88.53%	876.68
7959 OLIVER	8,289,153,710	71.11%	4.58
9318 ASIADAVE	1,119,026,260	42.70%	509.74
3975 AOITYOHD	413,776,050	34.01%	4.68
1356 TPXBEAR2	1,086,809,880	25.84%	2.72

Top Stocks by Price Improvement

Stock	Turnover(JPY)	Share	PI (bps)
6628 ONKYOHE	1,444,797,140	88.53%	876.68
9318 ASIADAVE	1,119,026,260	42.70%	509.74
6740 JDI	151,830,050	22.91%	115.46
9973 KOZOSUSI	327,348,290	15.70%	56.05
6993 DAIKOKYA	3,044,393,070	16.45%	34.76

Top Stocks by Savings

Stock	Turnover(JPY)	Share	Savings
6628 ONKYOHE	1,444,797,140	88.53%	60,660,110
9318 ASIADAVE	1,119,026,260	42.70%	36,462,630
1357 NFNKDOUB	25,708,179,036	19.73%	20,557,429
1570 NFNKLV	90,601,612,768	14.87%	18,512,193
9101 NYKLINE	17,295,259,260	14.65%	8,359,200

- ▶ Analysis is based on Japannext and Refinitiv data. Small & Others = First Section - TPX500.
- ▶ All Japan Turnover = Japannext (J+X+U+N) + TSE (excl. Tostnet) + Chi-X (Chi-Alpha + Chi-Select excl. Chi-Match). Market Share = Japannext turnover / All Japan Turnover.
- ▶ Opening and Closing auction trades on the TSE are excluded from calculations.
- ▶ Price Improvement (PI) and Savings (PI*volume) are calculated by comparing the execution price against the primary market's best bid for each sell or best offer for each buy at the point of execution from the taker's perspective. Reported PI is a value-weighted average. Names with weekly traded value less than 100,000,000 JPY are excluded from the rankings tables.

Top 10 Stocks by Turnover

Topix 100

Stock	Turnover(JPY)	Share	PI (bps)
4523 EISAI	61,169,855,130	17.54%	1.26
9983 FASTRET	43,279,228,500	17.74%	1.14
9984 SOFTBNKG	40,256,942,950	9.28%	0.54
7974 NINTEND	32,481,386,100	14.57%	1.01
7203 TOYOTA	22,795,523,440	8.63%	0.62
8035 TKOELCN	21,592,056,650	12.97%	0.97
6861 KEYENCE	16,107,061,900	13.73%	1.43
6758 SONY G	15,255,855,500	10.93%	1.29
9022 JR CENT	12,137,101,370	21.72%	1.71
4063 SINETUC	11,658,631,450	12.58%	1.08

Nikkei 225

Stock	Turnover(JPY)	Share	PI (bps)
4523 EISAI	61,169,855,130	17.54%	1.26
9983 FASTRET	43,279,228,500	17.74%	1.14
9984 SOFTBNKG	40,256,942,950	9.28%	0.54
7203 TOYOTA	22,795,523,440	8.63%	0.62
8035 TKOELCN	21,592,056,650	12.97%	0.97
9101 NYKLINE	17,295,259,260	14.65%	5.53
6758 SONY G	15,255,855,500	10.93%	1.29
9022 JR CENT	12,137,101,370	21.72%	1.71
4063 SINETUC	11,658,631,450	12.58%	1.08
6954 FANUC	10,733,243,150	15.63%	1.42

Topix Mid400

Stock	Turnover(JPY)	Share	PI (bps)
6920 LASRTEC	40,428,526,250	12.80%	1.10
9101 NYKLINE	17,295,259,260	14.65%	5.53
9104 MTI-OSK	9,631,475,740	13.82%	5.77
1605 INPEX	6,922,249,110	11.60%	3.45
6857 ADVNTST	6,475,702,630	10.19%	2.76
9201 JAL	6,309,223,040	9.49%	1.12
6723 RENESAS	5,636,495,650	8.06%	2.33
3436 SUMCO	5,032,369,810	7.13%	1.04
6502 TOSHIBA	4,631,046,490	9.36%	3.05
6762 TDK	4,300,231,800	9.78%	2.24

Small & Others

Stock	Turnover(JPY)	Share	PI (bps)
6768 TAMURA	26,345,434,460	11.83%	2.53
8698 MONEX G	8,646,498,770	14.37%	3.93
7959 OLIVER	8,289,153,710	71.11%	4.58
9107 K-LINE	7,584,328,370	14.54%	4.24
6966 MTI-HTC	5,906,848,900	14.45%	5.22
9519 RENOVA	4,587,362,900	10.93%	3.23
6532 BAYCURNT	3,354,284,000	16.36%	6.42
9603 H.I.S.	2,118,392,010	7.54%	1.69
6967 SINKOEI	1,880,181,990	11.04%	3.61
8515 AIFUL	1,531,837,430	10.26%	7.26

Mothers

Stock	Turnover(JPY)	Share	PI (bps)
4385 MERCARI	7,132,525,400	13.22%	4.84
4934 PANTI-AG	4,558,474,800	8.40%	2.13
7370 ENJIN	4,295,374,010	3.67%	1.89
2370 MEDINET	3,838,017,040	15.67%	24.12
6521 OXIDE	3,234,394,300	11.23%	5.29
2150 CARENET	1,860,220,300	14.43%	5.31
4880 CELLSOUR	1,368,261,200	15.27%	4.51
2158 FRONTEO	1,286,884,300	13.14%	3.94
4436 MINKABU	1,132,078,900	14.20%	3.19
7342 WEALTHNV	1,100,109,200	6.37%	4.20

JASDAQ

Stock	Turnover(JPY)	Share	PI (bps)
6614 SIKINOHT	3,231,169,800	12.83%	7.43
4582 SYMBIO	3,067,504,930	9.12%	1.54
6890 FERROTEC	2,699,382,500	13.12%	6.19
2702 MCDNALD	2,401,084,000	17.33%	2.62
6628 ONKYOHE	1,444,797,140	88.53%	876.68
5381 MIPOX	824,109,850	9.34%	3.67
6324 HARMONC	748,563,000	12.92%	4.73
6629 TECHNOHR	719,251,240	8.40%	2.61
7564 WORKMAN	652,773,900	12.40%	4.02
2782 SERIA	631,714,250	13.13%	4.38

Second Section

Stock	Turnover(JPY)	Share	PI (bps)
6993 DAIKOKYA	3,044,393,070	16.45%	34.76
9318 ASIADAVE	1,119,026,260	42.70%	509.74
6366 CHIYODA	1,025,239,540	11.10%	6.25
3856 ABALANCE	853,644,700	11.25%	6.23
6125 OKMTO M	551,772,100	14.13%	11.45
3663 ARTSPARK	516,178,650	12.73%	6.43
6882 SANSHA	498,169,300	14.54%	4.88
6946 NP-AVIO	374,428,100	10.59%	6.68
6721 WINTEST	270,868,990	9.88%	11.16
6627 TERA PRO	228,961,690	6.78%	2.72

ETFs & REITs

Stock	Turnover(JPY)	Share	PI (bps)
1570 NFNKLV	90,601,612,768	14.87%	2.66
1357 NFNKDOUB	25,708,179,036	19.73%	10.19
1458 RK 225LV	18,834,756,937	19.63%	2.26
1579 225 BULL	10,192,404,440	10.06%	2.19
1459 RK 225DI	8,464,586,814	21.63%	1.96
1360 NKBEAR-2	7,960,865,766	10.86%	3.50
1321 NFNK225	2,508,165,402	4.19%	2.21
1671 WTI ETF	2,251,237,732	19.33%	1.73
1365 DW 225LV	1,340,848,540	17.38%	2.45
1699 NFOIL	1,159,124,777	21.94%	15.03

Top 10 Stocks by Market Share

Topix 100

Stock	Share	Turnover(JPY)	PI (bps)
9022 JR CENT	21.72%	12,137,101,370	1.71
9983 FASTRET	17.74%	43,279,228,500	1.14
4523 EISAI	17.54%	61,169,855,130	1.26
7832 BANNAMHD	17.48%	3,000,251,390	1.82
6954 FANUC	15.63%	10,733,243,150	1.42
8830 SMIRE&D	15.19%	1,868,662,920	1.87
7974 NINTEND	14.57%	32,481,386,100	1.01
4528 ONOPHAM	14.28%	1,700,117,330	1.41
4661 OLC	13.79%	5,852,162,420	1.39
6861 KEYENCE	13.73%	16,107,061,900	1.43

Nikkei 225

Stock	Share	Turnover(JPY)	PI (bps)
1333 MARUNICI	22.94%	406,395,320	2.48
9022 JR CENT	21.72%	12,137,101,370	1.71
9983 FASTRET	17.74%	43,279,228,500	1.14
4523 EISAI	17.54%	61,169,855,130	1.26
7832 BANNAMHD	17.48%	3,000,251,390	1.82
8331 CHIBABK	16.16%	738,312,320	5.62
5101 YKHA-RB	15.71%	836,980,670	2.43
1332 NISSUI	15.67%	333,961,960	5.91
6954 FANUC	15.63%	10,733,243,150	1.42
7186 CONCRDIA	15.36%	1,305,474,270	8.34

Topix Mid400

Stock	Share	Turnover(JPY)	PI (bps)
3591 WACOALHD	24.32%	325,128,860	2.56
6465 HOSIZAKI	23.22%	1,264,504,980	4.76
1333 MARUNICI	22.94%	406,395,320	2.48
6136 OSG	21.62%	337,100,600	3.49
7730 MANI	21.10%	519,844,610	3.77
9989 SUNDRUG	19.65%	1,210,981,140	4.11
9832 AUTBACS	19.08%	258,088,060	2.71
6417 SANKYOP	18.57%	424,342,440	1.93
2175 SMS	17.74%	463,293,900	4.90
3765 GUNGHO	17.61%	617,009,390	2.71

Small & Others

Stock	Share	Turnover(JPY)	PI (bps)
7959 OLIVER	71.11%	8,289,153,710	4.58
3975 AOITYOHD	34.01%	413,776,050	4.68
6740 JDI	22.91%	151,830,050	115.46
8714 SENSUIK	19.82%	222,480,190	20.82
7238 AKEBONO	17.21%	116,911,130	15.37
1821 MS-CON	16.91%	122,052,480	6.98
2337 ICHIGO	16.45%	237,176,090	9.13
6532 BAYCURNT	16.36%	3,354,284,000	6.42
2120 LIFULL	16.22%	105,904,680	8.99
8585 OR.CORP	16.22%	320,461,060	21.17

Mothers

Stock	Share	Turnover(JPY)	PI (bps)
7039 BRIDGE	18.91%	277,760,990	2.86
3914 JIG-SAW	16.93%	894,012,300	7.14
3911 AIMING	16.50%	122,737,610	7.09
2370 MEDINET	15.67%	3,838,017,040	24.12
3782 DDS	15.60%	105,528,150	12.35
4597 SOLASIA	15.40%	109,512,970	16.69
4431 SMAREGI	15.34%	345,930,200	8.74
4880 CELLSOUR	15.27%	1,368,261,200	4.51
4564 OTS	15.10%	118,183,110	26.52
6580 WRITEUP	14.74%	292,920,120	4.14

JASDAQ

Stock	Share	Turnover(JPY)	PI (bps)
6628 ONKYOHE	88.53%	1,444,797,140	876.68
4764 NEXUSB	21.88%	250,450,050	17.20
4978 REPROCEL	20.21%	239,158,980	7.56
2315 CAICA	18.55%	292,137,220	13.42
2702 MCDNALD	17.33%	2,401,084,000	2.62
7760 IMV	16.20%	405,720,120	6.90
9973 KOZOSUSI	15.70%	327,348,290	56.05
4970 TOYOGOS	15.04%	218,620,400	6.44
8256 MARUMIT	14.59%	448,136,870	12.92
3374 NAIGAI-T	14.42%	348,845,850	7.27

Second Section

Stock	Share	Turnover(JPY)	PI (bps)
9318 ASIADAVE	42.70%	1,119,026,260	509.74
3825 REMIX	25.07%	177,072,060	17.85
6772 TKOCOSM	18.20%	129,237,600	13.71
7412 ATOM	16.91%	169,170,260	2.98
6993 DAIKOKYA	16.45%	3,044,393,070	34.76
6882 SANSHA	14.54%	498,169,300	4.88
6125 OKMTO M	14.13%	551,772,100	11.45
3663 ARTSPARK	12.73%	516,178,650	6.43
2375 GIGWORKS	11.75%	189,437,660	5.17
3856 ABALANCE	11.25%	853,644,700	6.23

ETFs & REITs

Stock	Share	Turnover(JPY)	PI (bps)
1356 TPXBEAR2	25.84%	1,086,809,880	2.72
1366 DW 225DI	23.59%	682,264,898	2.86
1699 NFOIL	21.94%	1,159,124,777	15.03
1459 RK 225DI	21.63%	8,464,586,814	1.96
1615 NFBANKS	19.76%	460,623,690	21.32
1357 NFNKDOUB	19.73%	25,708,179,036	10.19
1458 RK 225LV	19.63%	18,834,756,937	2.26
1571 NFNKIV	19.61%	720,600,478	2.74
1671 WTI ETF	19.33%	2,251,237,732	1.73
1365 DW 225LV	17.38%	1,340,848,540	2.45

Top 10 Stocks by PI

Topix 100

Stock	PI (bps)	Turnover(JPY)	Share
8308 RESONA	2.34	610,577,220	4.12%
5020 ENEOS	2.24	1,114,720,790	3.80%
8697 JPX	2.13	1,402,323,910	13.60%
7201 NISSAN	1.97	1,186,187,660	4.28%
4689 ZHD	1.95	2,536,110,560	5.96%
2502 ASAHIGHD	1.89	2,639,268,020	10.92%
8830 SMIRE&D	1.87	1,868,662,920	15.19%
8601 DAIWASG	1.83	430,553,500	4.82%
7832 BANNAMHD	1.82	3,000,251,390	17.48%
8604 NOMRAHD	1.80	1,300,099,410	4.14%

Nikkei 225

Stock	PI (bps)	Turnover(JPY)	Share
6472 NTN	11.59	981,121,100	14.49%
7211 MMC	11.04	1,714,007,970	11.95%
2768 SOJITZ	9.77	1,622,234,470	12.08%
9501 TEPCOHD	9.52	2,507,965,730	12.57%
7186 CONCRDIA	8.34	1,305,474,270	15.36%
3103 UNITIKA	7.57	101,185,430	10.41%
7762 CITIZEN	7.28	480,260,240	13.28%
9412 SKYPER J	7.16	241,315,980	13.02%
6506 YASKAWA	6.10	3,482,648,890	12.96%
6976 TAIYOYU	5.92	4,014,923,630	14.46%

Topix Mid400

Stock	PI (bps)	Turnover(JPY)	Share
8410 SEVEN BK	13.96	939,603,940	16.64%
7167 MEBUKIFG	13.62	798,808,150	16.35%
6472 NTN	11.59	981,121,100	14.49%
7211 MMC	11.04	1,714,007,970	11.95%
2768 SOJITZ	9.77	1,622,234,470	12.08%
9501 TEPCOHD	9.52	2,507,965,730	12.57%
8359 82-BANK	8.69	222,497,830	12.57%
8334 GUNMABK	8.63	226,210,020	16.24%
7180 KYUSHUFG	8.59	143,182,300	14.32%
7186 CONCRDIA	8.34	1,305,474,270	15.36%

Small & Others

Stock	PI (bps)	Turnover(JPY)	Share
6740 JDI	115.46	151,830,050	22.91%
8848 LEOPC21	22.15	160,055,000	14.99%
8585 OR.CORP	21.17	320,461,060	16.22%
8714 SENSUIK	20.82	222,480,190	19.82%
7238 AKEBONO	15.37	116,911,130	17.21%
7527 SYSSOFT	15.06	142,641,150	15.34%
7014 NAMURA	14.31	104,374,500	11.46%
6632 JVCKW	13.24	475,400,650	12.56%
8524 NORTHPBK	12.75	101,590,230	15.80%
9424 JPN-COMM	11.93	350,197,710	15.09%

Mothers

Stock	PI (bps)	Turnover(JPY)	Share
4564 OTS	26.52	118,183,110	15.10%
2370 MEDINET	24.12	3,838,017,040	15.67%
4055 T&S	22.71	158,750,100	9.23%
7345 AIPARTNE	20.13	354,552,400	6.30%
4597 SOLASIA	16.69	109,512,970	15.40%
4882 PERSEUS	13.27	153,503,300	1.38%
4586 MEDRX	12.86	105,321,780	13.56%
2586 FRUTA	12.74	368,503,350	12.20%
3782 DDS	12.35	105,528,150	15.60%
3496 AZOOM	10.61	163,645,200	14.26%

JASDAQ

Stock	PI (bps)	Turnover(JPY)	Share
6628 ONKYOHE	876.68	1,444,797,140	88.53%
9973 KOZOSUSI	56.05	327,348,290	15.70%
6494 NFK-HD	22.04	137,710,750	6.86%
9423 FORVAL R	21.05	367,918,340	10.14%
4764 NEXUSB	17.20	250,450,050	21.88%
2315 CAICA	13.42	292,137,220	18.55%
8256 MARUMIT	12.92	448,136,870	14.59%
8746 1-COMOD	10.75	195,025,340	7.93%
7071 AMVIS	9.32	120,099,500	9.73%
4499 SPEEE	8.66	147,136,150	7.78%

Second Section

Stock	PI (bps)	Turnover(JPY)	Share
9318 ASIADVEVE	509.74	1,119,026,260	42.70%
6993 DAIKOKYA	34.76	3,044,393,070	16.45%
3825 REMIX	17.85	177,072,060	25.07%
6772 TKOCOSM	13.71	129,237,600	18.20%
6125 OKMTO M	11.45	551,772,100	14.13%
6721 WINTEST	11.16	270,868,990	9.88%
3647 GTHREEHD	9.54	218,827,190	10.51%
5816 ONAMBA	6.82	113,948,430	7.50%
6946 NP-AVIO	6.68	374,428,100	10.59%
3663 ARTSPARK	6.43	516,178,650	12.73%

ETFs & REITs

Stock	PI (bps)	Turnover(JPY)	Share
1615 NFBANKS	21.32	460,623,690	19.76%
1699 NFOIL	15.03	1,159,124,777	21.94%
1357 NFNKDOUB	10.19	25,708,179,036	19.73%
8985 JHR	4.84	610,363,920	12.14%
1540 JPP GLD	4.75	665,820,053	13.97%
3476 R MIRAI	4.54	124,732,070	8.16%
1541 JPP PLT	4.08	133,167,960	15.48%
3279 API	3.91	281,738,800	6.25%
8964 FRONRE	3.88	419,695,800	5.54%
3468 STARASIA	3.84	115,049,160	11.28%