

Market Report for the Week of June 28, 2021

Daily Averages

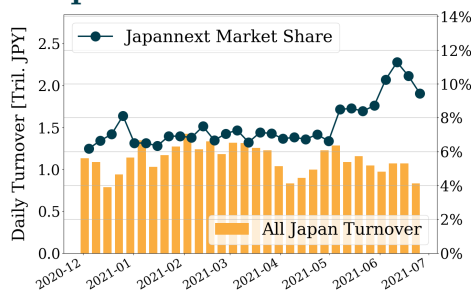
Universe	Turnover(JPY)	Volume	Share	PI (bps)	Symbols
All Market	220,972,407,301	254,516,808	9.54 %	6.08	3385
Topix100	78,426,251,228	16,751,960	9.43 %	1.09	99
Nikkei 225	94,864,612,154	34,173,040	9.41 %	2.18	225
TopixMid400	67,180,844,566	29,966,200	9.74 %	3.41	397
Small & Others	27,251,561,720	23,461,720	8.65 %	4.62	1579
Mothers & Jasdax	21,273,135,516	140,865,540	9.24 %	45.46	845
ETFs & REITs	23,242,471,187	11,309,108	10.82 %	3.52	134

All Market
9.5 %

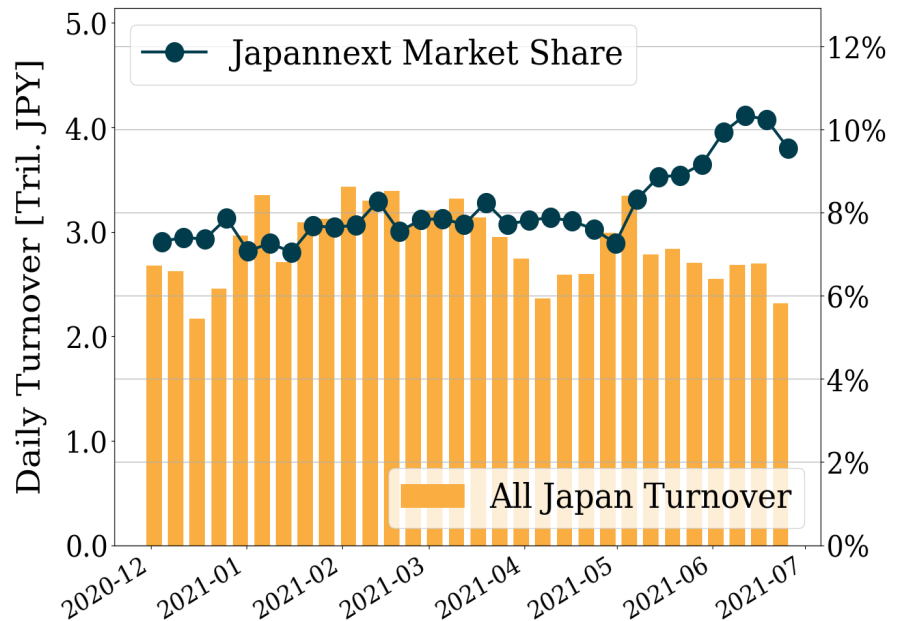
Topix 100
9.4 %

Nikkei 225
9.4 %

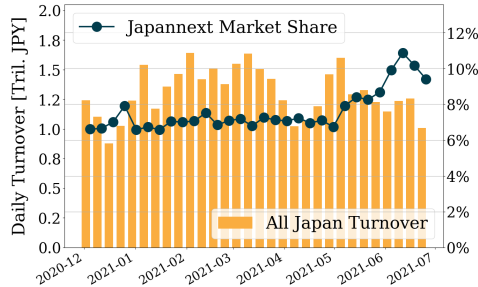
Topix 100



All Market



Nikkei 225



Top Stocks by Turnover

Stock	Turnover(JPY)	Share	PI (bps)
1570 NFNKLV	53,205,662,901	15.05%	2.61
6920 LASRTEC	49,863,245,940	12.46%	1.16
4523 EISAI	30,484,135,910	16.29%	1.10
9983 FASTRET	29,103,163,200	15.49%	0.90
9984 SOFTBNKG	21,819,142,230	8.01%	0.49

Top Stocks by Market Share

Stock	Turnover(JPY)	Share	PI (bps)
6628 ONKYOHE	2,949,531,440	87.06%	1146.35
8918 LAND	135,580,120	65.32%	353.78
4572 CARNABIO	257,839,690	61.75%	4.64
9318 ASIADAVE	726,723,880	56.57%	496.92
7959 OLIVER	8,424,909,500	45.83%	4.83

Top Stocks by Price Improvement

Stock	Turnover(JPY)	Share	PI (bps)
6628 ONKYOHE	2,949,531,440	87.06%	1146.35
9318 ASIADAVE	726,723,880	56.57%	496.92
8918 LAND	135,580,120	65.32%	353.78
7519 GOYINT	142,442,390	19.62%	127.36
6740 JDI	131,370,820	19.28%	103.28

Top Stocks by Savings

Stock	Turnover(JPY)	Share	Savings
6628 ONKYOHE	2,949,531,440	87.06%	234,752,160
9318 ASIADAVE	726,723,880	56.57%	20,849,750
6993 DAIKOKYA	4,981,075,540	12.95%	11,229,040
1357 NFNKDOUB	15,077,768,762	14.81%	10,972,522
1570 NFNKLV	53,205,662,901	15.05%	10,928,126

- ▶ Analysis is based on Japannext and Refinitiv data. Small & Others = First Section - TPX500.
- ▶ All Japan Turnover = Japannext (J+X+U+N) + TSE (excl. Tostnet) + Chi-X (Chi-Alpha + Chi-Select excl. Chi-Match). Market Share = Japannext turnover / All Japan Turnover.
- ▶ Opening and Closing auction trades on the TSE are excluded from calculations.
- ▶ Price Improvement (PI) and Savings (PI*volume) are calculated by comparing the execution price against the primary market's best bid for each sell or best offer for each buy at the point of execution from the taker's perspective. Reported PI is a value-weighted average. Names with weekly traded value less than 100,000,000 JPY are excluded from the rankings tables.

Top 10 Stocks by Turnover

Topix 100

Stock	Turnover(JPY)	Share	PI (bps)
4523 EISAI	30,484,135,910	16.29%	1.10
9983 FASTRET	29,103,163,200	15.49%	0.90
9984 SOFTBNKG	21,819,142,230	8.01%	0.49
7974 NINTEND	18,777,759,200	11.83%	0.97
6758 SONY G	17,390,398,240	10.65%	1.21
8035 TKOELCN	14,524,646,260	10.93%	0.99
6861 KEYENCE	12,362,417,700	13.75%	1.24
7203 TOYOTA	12,333,307,920	8.28%	0.60
9022 JR CENT	8,746,861,900	22.58%	1.81
2413 M3	7,978,662,250	10.78%	0.85

Nikkei 225

Stock	Turnover(JPY)	Share	PI (bps)
4523 EISAI	30,484,135,910	16.29%	1.10
9983 FASTRET	29,103,163,200	15.49%	0.90
9984 SOFTBNKG	21,819,142,230	8.01%	0.49
6758 SONY G	17,390,398,240	10.65%	1.21
8035 TKOELCN	14,524,646,260	10.93%	0.99
9101 NYKLINE	13,180,663,220	13.52%	5.61
7203 TOYOTA	12,333,307,920	8.28%	0.60
9022 JR CENT	8,746,861,900	22.58%	1.81
2413 M3	7,978,662,250	10.78%	0.85
6702 FUJITSU	7,772,303,750	12.74%	1.48

Topix Mid400

Stock	Turnover(JPY)	Share	PI (bps)
6920 LASRTEC	49,863,245,940	12.46%	1.16
9101 NYKLINE	13,180,663,220	13.52%	5.61
9104 MTI-OSK	6,561,072,230	12.30%	5.83
6857 ADVNTST	6,037,599,560	10.82%	2.85
6723 RENESAS	5,717,670,050	9.82%	2.45
6502 TOSHIBA	5,486,413,030	9.89%	3.17
1605 INPEX	5,151,367,580	11.08%	3.41
9201 JAL	4,802,349,630	8.77%	0.99
6701 NEC	4,783,973,560	12.52%	5.52
6146 DISCO	4,727,476,500	15.39%	4.63

Small & Others

Stock	Turnover(JPY)	Share	PI (bps)
7959 OLIVER	8,424,909,500	45.83%	4.83
6532 BAYCURNT	6,916,533,500	12.90%	4.96
8698 MONEX G	5,510,990,190	13.61%	3.65
9107 K-LINE	4,870,035,710	12.61%	3.81
6768 TAMURA	3,768,009,630	12.05%	2.91
9517 EREX	3,596,014,300	9.43%	1.43
9519 RENOVA	3,297,526,760	11.03%	3.41
3923 RAKUS	2,529,161,780	9.98%	2.86
6967 SINKOEI	2,501,169,330	11.20%	3.65
9603 H.I.S.	2,235,139,510	8.06%	1.56

Mothers

Stock	Turnover(JPY)	Share	PI (bps)
4385 MERCARI	5,776,802,200	12.63%	4.32
4934 PANTI-AG	5,391,547,600	12.93%	2.49
6521 OXIDE	5,375,548,000	13.61%	3.34
5759 NDENKAI	2,896,185,520	2.41%	5.97
7342 WEALTHNV	1,965,122,400	10.93%	2.73
4880 CELLSOUR	1,881,137,100	14.71%	4.02
2158 FRONTEO	1,515,073,260	14.16%	3.10
2370 MEDINET	1,416,879,940	18.06%	27.64
7096 STEMCELL	1,374,089,100	6.27%	21.23
2150 CARENET	1,355,801,400	17.17%	6.46

JASDAQ

Stock	Turnover(JPY)	Share	PI (bps)
4582 SYMBIO	3,830,932,960	9.79%	1.60
6890 FERROTEC	3,000,516,100	11.31%	5.72
6628 ONKYOHE	2,949,531,440	87.06%	1146.35
2702 MCDNALD	2,801,941,150	16.04%	2.74
7777 3DMATRIX	2,673,544,580	13.43%	6.49
7564 WORKMAN	1,756,164,700	12.48%	3.68
3390 INEST	1,733,385,020	10.16%	20.47
6614 SIKINOHT	1,261,600,500	15.69%	5.99
6324 HARMONC	1,113,338,900	12.35%	4.43
2484 DEMAECAN	867,837,390	7.81%	2.94

Second Section

Stock	Turnover(JPY)	Share	PI (bps)
6993 DAIKOKYA	4,981,075,540	12.95%	28.32
8202 LAOX	1,585,311,290	5.56%	7.54
3856 ABALANCE	1,276,771,300	17.58%	8.34
3377 BIKE O	746,766,070	8.48%	4.39
9318 ASIADAVE	726,723,880	56.57%	496.92
6366 CHIYODA	639,596,000	8.80%	5.69
6125 OKMTO M	542,351,400	9.97%	8.84
6882 SANSHA	469,469,510	15.17%	4.36
3825 REMIX	416,001,130	22.40%	20.72
7625 DINING	389,926,750	11.87%	8.50

ETFs & REITs

Stock	Turnover(JPY)	Share	PI (bps)
1570 NFNKLV	53,205,662,901	15.05%	2.61
1458 RK 225LV	16,088,029,626	20.70%	2.24
1357 NFNKDOUB	15,077,768,762	14.81%	9.57
1459 RK 225DI	5,001,130,525	12.86%	1.88
1579 225 BULL	3,557,828,410	7.22%	2.39
1360 NKBEAR-2	3,281,174,758	6.72%	3.45
1671 WTI ETF	2,062,642,268	21.69%	1.72
1321 NFNK225	1,208,327,053	4.75%	2.37
8985 JHR	892,448,850	16.63%	4.96
1699 NFOIL	889,748,988	21.25%	17.52

Top 10 Stocks by Market Share

Topix 100

Stock	Share	Turnover(JPY)	PI (bps)
9022 JR CENT	22.58%	8,746,861,900	1.81
7832 BANNAMHD	16.97%	2,331,541,790	1.72
4523 EISAI	16.29%	30,484,135,910	1.10
9983 FASTRET	15.49%	29,103,163,200	0.90
8697 JPX	14.65%	1,189,188,580	1.65
6954 FANUC	14.19%	5,688,049,850	1.36
8830 SMIRE&D	14.14%	1,268,372,350	1.93
6861 KEYENCE	13.75%	12,362,417,700	1.24
4528 ONOPHAM	13.04%	1,202,898,940	1.28
4661 OLC	12.98%	3,813,583,700	1.37

Nikkei 225

Stock	Share	Turnover(JPY)	PI (bps)
9022 JR CENT	22.58%	8,746,861,900	1.81
1333 MARUNICI	21.53%	340,219,080	2.32
2282 NH FOODS	17.80%	833,519,430	3.61
7832 BANNAMHD	16.97%	2,331,541,790	1.72
4523 EISAI	16.29%	30,484,135,910	1.10
8628 MATSUIS	15.83%	239,903,000	4.21
9064 YAMATOHD	15.50%	1,505,917,340	5.33
9983 FASTRET	15.49%	29,103,163,200	0.90
1332 NISSUI	15.39%	275,917,440	6.06
2269 MEIJI HD	15.38%	1,703,213,270	3.93

Topix Mid400

Stock	Share	Turnover(JPY)	PI (bps)
3591 WACOALHD	24.99%	443,836,720	2.39
6465 HOSIZAKI	23.09%	1,281,019,510	4.45
6134 FUJICORP	22.49%	606,285,310	2.74
1333 MARUNICI	21.53%	340,219,080	2.32
3360 SHIP HD	19.14%	443,074,710	2.16
2282 NH FOODS	17.80%	833,519,430	3.61
9831 YAMADAHD	17.20%	1,517,618,170	6.88
6136 OSG	16.78%	345,638,210	2.61
8410 SEVEN BK	16.25%	1,018,512,810	14.80
1951 KYOWAEX	16.23%	429,471,600	2.08

Small & Others

Stock	Share	Turnover(JPY)	PI (bps)
8918 LAND	65.32%	135,580,120	353.78
7959 OLIVER	45.83%	8,424,909,500	4.83
8585 OR.CORP	21.62%	346,110,570	22.51
6740 JDI	19.28%	131,370,820	103.28
8714 SENSUIK	17.95%	146,065,600	18.52
8713 FIDEA HD	17.74%	118,776,590	22.46
9424 JPN-COMM	17.73%	502,280,160	13.86
8848 LEOPC21	17.04%	128,809,380	22.69
7246 PRESSKG	15.83%	135,018,420	8.14
3975 AOITYOHD	15.50%	239,289,670	3.71

Mothers

Stock	Share	Turnover(JPY)	PI (bps)
3496 AZOOM	19.11%	197,838,150	9.57
4881 FUNPEP	18.15%	126,420,870	9.15
2370 MEDINET	18.06%	1,416,879,940	27.64
4490 VISASQ	17.43%	137,594,650	7.55
7361 HCH	17.27%	564,916,850	7.88
2150 CARENET	17.17%	1,355,801,400	6.46
2497 UNITED	16.91%	100,394,490	8.19
7363 BABYCALE	16.51%	152,884,100	11.58
3914 JIG-SAW	16.43%	507,709,700	6.27
4597 SOLASIA	16.23%	419,211,380	17.60

JASDAQ

Stock	Share	Turnover(JPY)	PI (bps)
6628 ONKYOHE	87.06%	2,949,531,440	1146.35
4572 CARNABIO	61.75%	257,839,690	4.64
7519 GOYOINT	19.62%	142,442,390	127.36
4764 NEXUSB	19.29%	171,856,000	17.25
3798 ULSGROUP	17.17%	164,812,450	7.72
9973 KOZOSUSI	17.14%	514,235,300	50.68
2315 CAICA	16.94%	217,591,710	13.51
2702 MCDNALD	16.04%	2,801,941,150	2.74
6614 SIKINOHT	15.69%	1,261,600,500	5.99
4978 REPROCEL	15.35%	276,024,260	6.97

Second Section

Stock	Share	Turnover(JPY)	PI (bps)
9318 ASIADAVE	56.57%	726,723,880	496.92
3825 REMIX	22.40%	416,001,130	20.72
3856 ABALANCE	17.58%	1,276,771,300	8.34
2375 GIGWORKS	15.53%	201,580,650	5.49
6882 SANSHA	15.17%	469,469,510	4.36
7412 ATOM	14.65%	178,516,230	2.92
4113 TAOKA	14.54%	204,168,200	6.26
6946 NP-AVIO	13.18%	187,431,450	6.36
6993 DAIKOKYA	12.95%	4,981,075,540	28.32
6778 ARTIZA	12.34%	112,092,220	2.51

ETFs & REITs

Stock	Share	Turnover(JPY)	PI (bps)
1356 TPXBEAR2	27.84%	547,932,167	2.61
1540 JPP GLD	22.08%	788,154,632	4.38
1671 WTI ETF	21.69%	2,062,642,268	1.72
1699 NFOIL	21.25%	889,748,988	17.52
1458 RK 225LV	20.70%	16,088,029,626	2.24
8985 JHR	16.63%	892,448,850	4.96
1366 DW 225DI	16.41%	235,795,233	2.68
1365 DW 225LV	15.37%	659,109,845	1.95
1570 NFNKLV	15.05%	53,205,662,901	2.61
1357 NFNKDOUB	14.81%	15,077,768,762	9.57

Top 10 Stocks by PI

Topix 100

Stock	PI (bps)	Turnover(JPY)	Share
8308 RESONA	2.34	418,504,400	2.72%
5020 ENEOS	2.17	880,307,190	4.02%
4689 ZHD	2.13	1,357,607,370	5.75%
7201 NISSAN	2.00	1,135,668,850	3.78%
8830 SMIRE&D	1.93	1,268,372,350	14.14%
8604 NOMRAHD	1.82	742,199,120	2.90%
9022 JR CENT	1.81	8,746,861,900	22.58%
8601 DAIWASG	1.79	378,959,780	3.96%
6869 SYSMEX	1.75	1,745,771,980	8.14%
1925 DAIW-HS	1.75	950,538,010	6.57%

Nikkei 225

Stock	PI (bps)	Turnover(JPY)	Share
6472 NTN	11.89	819,598,510	14.70%
7211 MMC	11.26	2,273,669,270	13.08%
9501 TEPCOHD	10.36	1,912,837,170	13.93%
2768 SOJITZ	9.74	1,459,691,000	13.04%
7186 CONCRDIA	8.93	1,047,990,330	15.38%
7762 CITIZEN	7.54	467,430,840	12.86%
9412 SKYPER J	6.62	337,211,690	11.43%
1332 NISSUI	6.06	275,917,440	15.39%
4005 SMICHEM	5.92	2,402,686,890	14.38%
9104 MTI-OSK	5.83	6,561,072,230	12.30%

Topix Mid400

Stock	PI (bps)	Turnover(JPY)	Share
8410 SEVEN BK	14.80	1,018,512,810	16.25%
7167 MEBUKIFG	13.87	604,457,970	14.87%
6472 NTN	11.89	819,598,510	14.70%
7211 MMC	11.26	2,273,669,270	13.08%
9501 TEPCOHD	10.36	1,912,837,170	13.93%
2768 SOJITZ	9.74	1,459,691,000	13.04%
8359 82-BANK	9.02	199,211,600	10.58%
7186 CONCRDIA	8.93	1,047,990,330	15.38%
8334 GUNMABK	8.83	159,036,830	12.74%
9831 YAMADAHD	6.88	1,517,618,170	17.20%

Small & Others

Stock	PI (bps)	Turnover(JPY)	Share
8918 LAND	353.78	135,580,120	65.32%
6740 JDI	103.28	131,370,820	19.28%
8848 LEOPC21	22.69	128,809,380	17.04%
8585 OR.CORP	22.51	346,110,570	21.62%
8713 FIDEA HD	22.46	118,776,590	17.74%
2353 NP-PARK	20.20	166,866,990	14.34%
8714 SENSUIK	18.52	146,065,600	17.95%
7527 SYSSOFT	14.77	205,278,390	10.60%
9424 JPN-COMM	13.86	502,280,160	17.73%
6632 JVCKW	13.46	354,921,240	9.66%

Mothers

Stock	PI (bps)	Turnover(JPY)	Share
4069 BLUEMEME	35.97	444,907,700	2.77%
2370 MEDINET	27.64	1,416,879,940	18.06%
4199 WONDERPL	26.77	151,210,000	8.71%
7096 STEMCELL	21.23	1,374,089,100	6.27%
7373 AIDMA HD	19.43	938,453,900	6.25%
4597 SOLASIA	17.60	419,211,380	16.23%
4068 BASIS	17.03	1,048,928,800	10.00%
7374 CONFIDEN	14.15	1,316,562,320	3.50%
7345 AIPARTNE	14.02	579,488,100	9.39%
2586 FRUTA	12.29	145,656,640	13.55%

JASDAQ

Stock	PI (bps)	Turnover(JPY)	Share
6628 ONKYOHE	1146.35	2,949,531,440	87.06%
7519 GOYOINT	127.36	142,442,390	19.62%
9973 KOZOSUSI	50.68	514,235,300	17.14%
3390 INEST	20.47	1,733,385,020	10.16%
4764 NEXUSB	17.25	171,856,000	19.29%
2330 FORSIDE	15.81	144,802,020	7.68%
2315 CAICA	13.51	217,591,710	16.94%
4932 ALMADO	10.64	280,445,980	4.13%
6957 SHIBAUR	10.55	153,248,800	10.77%
6626 SEMITEC	10.02	122,711,200	9.62%

Second Section

Stock	PI (bps)	Turnover(JPY)	Share
9318 ASIADVEVE	496.92	726,723,880	56.57%
1757 SMALMEDI	40.40	141,956,270	10.59%
6993 DAIKOKYA	28.32	4,981,075,540	12.95%
3825 REMIX	20.72	416,001,130	22.40%
3647 GTHREEHD	9.38	135,049,210	10.89%
6125 OKMTO M	8.84	542,351,400	9.97%
7625 DINING	8.50	389,926,750	11.87%
3856 ABALANCE	8.34	1,276,771,300	17.58%
8202 LAOX	7.54	1,585,311,290	5.56%
3663 ARTSPARK	6.52	246,707,910	7.00%

ETFs & REITs

Stock	PI (bps)	Turnover(JPY)	Share
1615 NFBANKS	24.03	201,209,500	14.16%
1699 NFOIL	17.52	889,748,988	21.25%
1357 NFNKDOUB	9.57	15,077,768,762	14.81%
8985 JHR	4.96	892,448,850	16.63%
3476 R MIRAI	4.51	139,167,340	8.08%
1540 JPP GLD	4.38	788,154,632	22.08%
3468 STARASIA	4.07	128,448,510	7.10%
3453 KENEDIXR	3.87	212,762,300	8.02%
3279 API	3.80	312,174,200	6.88%
8963 INV	3.65	474,621,600	8.27%