

Market Report for the Week of July 05, 2021

Daily Averages

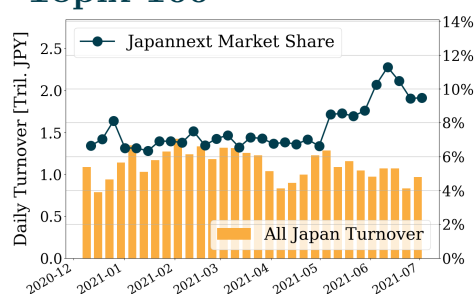
| Universe | Turnover(JPY) | Volume | Share | PI (bps) | Symbols |
|------------------|-----------------|-------------|---------|----------|---------|
| All Market | 250,187,055,253 | 439,323,843 | 9.57 % | 8.50 | 3355 |
| Topix100 | 91,710,780,272 | 19,348,280 | 9.48 % | 1.12 | 99 |
| Nikkei 225 | 100,181,018,776 | 37,557,200 | 9.08 % | 2.13 | 225 |
| TopixMid400 | 67,996,683,896 | 31,456,660 | 9.68 % | 3.36 | 397 |
| Small & Others | 29,268,134,696 | 30,225,520 | 8.48 % | 4.97 | 1574 |
| Mothers & Jasdaq | 22,027,446,402 | 323,980,620 | 9.07 % | 102.09 | 827 |
| ETFs & REITs | 36,298,509,477 | 15,175,763 | 11.04 % | 3.40 | 135 |

All Market
9.6 %

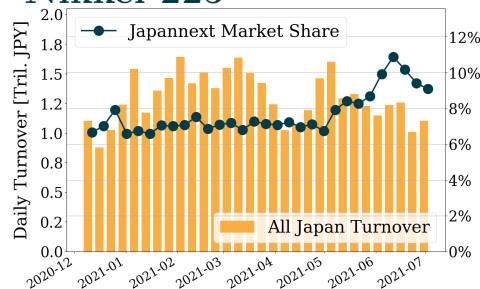
Topix 100
9.5 %

Nikkei 225
9.1 %

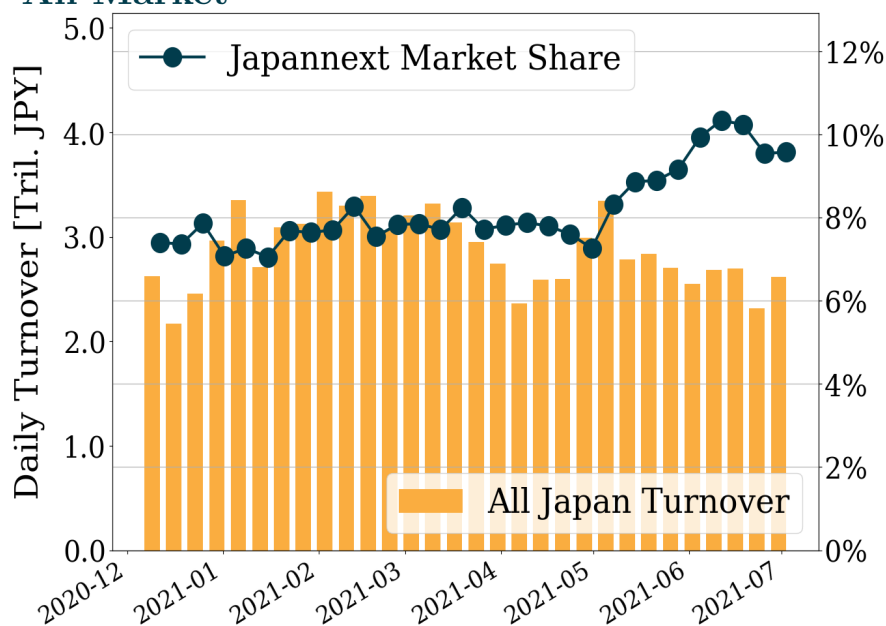
Topix 100



Nikkei 225



All Market



Top Stocks by Turnover

| Stock | Turnover(JPY) | Share | PI (bps) |
|---------------|----------------|--------|----------|
| 1570 NFNKLV | 86,401,672,215 | 15.66% | 2.76 |
| 6920 LASRTEC | 52,169,986,210 | 16.31% | 1.07 |
| 7974 NINTEND | 46,502,486,100 | 12.65% | 0.87 |
| 9984 SOFTBNKG | 35,115,185,600 | 8.43% | 0.52 |
| 9983 FASTRET | 31,244,015,700 | 14.55% | 1.03 |

Top Stocks by Market Share

| Stock | Turnover(JPY) | Share | PI (bps) |
|---------------|---------------|--------|----------|
| 6628 ONKYOHE | 5,044,288,290 | 99.16% | 1472.29 |
| 9318 ASIADAVE | 313,897,350 | 59.25% | 600.78 |
| 8918 LAND | 306,805,340 | 35.16% | 346.04 |
| 6172 METAPS | 100,125,820 | 32.93% | 8.19 |
| 8585 OR.CORP | 710,377,570 | 27.15% | 19.93 |

Top Stocks by Price Improvement

| Stock | Turnover(JPY) | Share | PI (bps) |
|---------------|---------------|--------|----------|
| 6628 ONKYOHE | 5,044,288,290 | 99.16% | 1472.29 |
| 9318 ASIADAVE | 313,897,350 | 59.25% | 600.78 |
| 8918 LAND | 306,805,340 | 35.16% | 346.04 |
| 6740 JDI | 154,798,850 | 18.74% | 120.43 |
| 9973 KOZOSUSI | 156,305,290 | 18.42% | 52.54 |

Top Stocks by Savings

| Stock | Turnover(JPY) | Share | Savings |
|---------------|----------------|--------|-------------|
| 6628 ONKYOHE | 5,044,288,290 | 99.16% | 545,247,980 |
| 1570 NFNKLV | 86,401,672,215 | 15.66% | 19,273,525 |
| 1357 NFNKDOUB | 18,561,348,093 | 12.45% | 13,152,986 |
| 9318 ASIADAVE | 313,897,350 | 59.25% | 9,174,010 |
| 8918 LAND | 306,805,340 | 35.16% | 6,831,450 |

- ▶ Analysis is based on Japannext and Refinitiv data. Small & Others = First Section - TPX500.
- ▶ All Japan Turnover = Japannext (J+X+U+N) + TSE (excl. Tostnet) + Chi-X (Chi-Alpha + Chi-Select excl. Chi-Match). Market Share = Japannext turnover / All Japan Turnover.
- ▶ Opening and Closing auction trades on the TSE are excluded from calculations.
- ▶ Price Improvement (PI) and Savings (PI*volume) are calculated by comparing the execution price against the primary market's best bid for each sell or best offer for each buy at the point of execution from the taker's perspective. Reported PI is a value-weighted average. Names with weekly traded value less than 100,000,000 JPY are excluded from the rankings tables.

Top 10 Stocks by Turnover

Topix 100

| Stock | Turnover(JPY) | Share | PI (bps) |
|---------------|----------------|--------|----------|
| 7974 NINTEND | 46,502,486,100 | 12.65% | 0.87 |
| 9984 SOFTBNKG | 35,115,185,600 | 8.43% | 0.52 |
| 9983 FASTRET | 31,244,015,700 | 14.55% | 1.03 |
| 6758 SONY G | 17,949,547,530 | 12.22% | 1.23 |
| 4523 EISAI | 16,232,894,960 | 15.61% | 1.38 |
| 6861 KEYENCE | 13,800,147,000 | 14.84% | 1.36 |
| 8035 TKOELCN | 13,053,978,470 | 10.12% | 0.90 |
| 6981 MURATA | 12,525,949,990 | 9.87% | 0.81 |
| 7203 TOYOTA | 11,640,581,250 | 6.83% | 0.63 |
| 9022 JR CENT | 10,917,590,510 | 21.46% | 1.70 |

Nikkei 225

| Stock | Turnover(JPY) | Share | PI (bps) |
|---------------|----------------|--------|----------|
| 9984 SOFTBNKG | 35,115,185,600 | 8.43% | 0.52 |
| 9983 FASTRET | 31,244,015,700 | 14.55% | 1.03 |
| 6758 SONY G | 17,949,547,530 | 12.22% | 1.23 |
| 4523 EISAI | 16,232,894,960 | 15.61% | 1.38 |
| 8035 TKOELCN | 13,053,978,470 | 10.12% | 0.90 |
| 9101 NYKLINE | 12,032,692,680 | 12.21% | 5.73 |
| 7203 TOYOTA | 11,640,581,250 | 6.83% | 0.63 |
| 9022 JR CENT | 10,917,590,510 | 21.46% | 1.70 |
| 6367 DAIKINI | 10,512,361,920 | 12.30% | 1.37 |
| 4063 SINETUC | 9,180,186,940 | 10.87% | 1.21 |

Topix Mid400

| Stock | Turnover(JPY) | Share | PI (bps) |
|--------------|----------------|--------|----------|
| 6920 LASRTEC | 52,169,986,210 | 16.31% | 1.07 |
| 9101 NYKLINE | 12,032,692,680 | 12.21% | 5.73 |
| 9201 JAL | 6,375,929,820 | 9.10% | 0.94 |
| 9104 MTI-OSK | 6,270,097,510 | 13.61% | 5.24 |
| 1605 INPEX | 6,165,986,900 | 11.93% | 3.19 |
| 6857 ADVNTST | 5,761,888,020 | 10.06% | 3.10 |
| 6723 RENESAS | 4,897,012,640 | 9.43% | 2.35 |
| 6146 DISCO | 4,067,248,000 | 15.23% | 4.53 |
| 6502 TOSHIBA | 4,001,017,130 | 9.31% | 3.05 |
| 3563 F&LC | 3,996,014,470 | 13.22% | 3.55 |

Small & Others

| Stock | Turnover(JPY) | Share | PI (bps) |
|---------------|----------------|--------|----------|
| 9519 RENOVA | 15,155,812,350 | 13.69% | 3.30 |
| 8698 MONEX G | 6,587,993,800 | 13.91% | 3.89 |
| 6532 BAYCURNT | 4,135,488,010 | 15.33% | 6.45 |
| 3923 RAKUS | 4,124,347,750 | 13.71% | 4.23 |
| 2931 EUGLENA | 4,015,401,740 | 12.55% | 2.66 |
| 6768 TAMURA | 3,918,692,010 | 11.86% | 2.55 |
| 9107 K-LINE | 3,421,215,810 | 10.95% | 3.92 |
| 9603 H.I.S. | 2,736,782,020 | 8.09% | 1.56 |
| 9517 EREX | 2,580,456,450 | 7.91% | 1.45 |
| 7527 SYSSOFT | 1,821,548,520 | 11.84% | 11.72 |

Mothers

| Stock | Turnover(JPY) | Share | PI (bps) |
|---------------|---------------|--------|----------|
| 5759 NDENKAI | 6,300,193,050 | 4.80% | 2.85 |
| 4934 PANTI-AG | 5,349,763,200 | 11.54% | 2.08 |
| 7373 AIDMA HD | 4,612,391,300 | 8.68% | 4.46 |
| 4385 MERCARI | 3,986,870,900 | 13.28% | 4.14 |
| 4485 JTOWER | 3,196,994,300 | 13.98% | 5.62 |
| 7096 STEMCELL | 2,764,272,050 | 9.70% | 4.26 |
| 7370 ENJIN | 2,635,300,030 | 3.63% | 2.48 |
| 6521 OXIDE | 2,212,267,900 | 14.06% | 4.37 |
| 7374 CONFIDEN | 1,875,968,450 | 6.24% | 3.40 |
| 4069 BLUEMEME | 1,493,689,100 | 7.97% | 3.89 |

JASDAQ

| Stock | Turnover(JPY) | Share | PI (bps) |
|---------------|---------------|--------|----------|
| 6628 ONKYOHE | 5,044,288,290 | 99.16% | 1472.29 |
| 4582 SYMBIO | 3,377,560,640 | 9.54% | 2.12 |
| 1407 WEST HD | 2,391,750,900 | 13.70% | 6.30 |
| 2702 MCDNALD | 2,068,020,300 | 12.99% | 2.74 |
| 4918 IVYCOSM | 1,984,120,380 | 11.97% | 3.85 |
| 3390 INEST | 1,829,526,950 | 13.53% | 21.79 |
| 4932 ALMADO | 1,801,912,960 | 4.32% | 2.65 |
| 6890 FERROTEC | 1,767,986,380 | 10.69% | 4.60 |
| 6324 HARMONC | 1,053,456,500 | 14.16% | 4.94 |
| 4193 FABRICA | 981,997,400 | 11.20% | 4.72 |

Second Section

| Stock | Turnover(JPY) | Share | PI (bps) |
|---------------|---------------|--------|----------|
| 6993 DAIKOKYA | 2,649,943,360 | 16.19% | 27.38 |
| 3377 BIKE O | 1,636,776,190 | 10.31% | 4.92 |
| 3856 ABALANCE | 1,372,001,600 | 17.95% | 9.13 |
| 8202 LAOX | 1,264,146,090 | 8.14% | 8.71 |
| 6366 CHIYODA | 605,683,200 | 8.76% | 5.63 |
| 6125 OKMTO M | 318,421,000 | 11.94% | 8.35 |
| 9318 ASIADAVE | 313,897,350 | 59.25% | 600.78 |
| 3825 REMIX | 308,153,330 | 26.81% | 22.96 |
| 6656 INSPEC | 295,750,850 | 10.03% | 2.94 |
| 8925 ARDEPRO | 271,911,050 | 13.60% | 44.65 |

ETFs & REITs

| Stock | Turnover(JPY) | Share | PI (bps) |
|---------------|----------------|--------|----------|
| 1570 NFNKLV | 86,401,672,215 | 15.66% | 2.76 |
| 1458 RK 225LV | 25,529,628,327 | 18.56% | 2.30 |
| 1357 NFNKDOUB | 18,561,348,093 | 12.45% | 9.27 |
| 1360 NKBEAR-2 | 8,133,992,230 | 11.37% | 3.69 |
| 1459 RK 225DI | 8,007,991,381 | 18.48% | 1.97 |
| 1579 225 BULL | 5,894,921,770 | 13.57% | 2.37 |
| 1321 NFNK225 | 2,378,018,057 | 2.84% | 1.12 |
| 1671 WTI ETF | 1,797,257,311 | 14.49% | 1.95 |
| 1699 NFOIL | 1,414,286,139 | 25.71% | 18.73 |
| 1365 DW 225LV | 1,260,323,242 | 18.56% | 2.24 |

Top 10 Stocks by Market Share

Topix 100

| Stock | Share | Turnover(JPY) | PI (bps) |
|---------------|--------|----------------|----------|
| 9022 JR CENT | 21.46% | 10,917,590,510 | 1.70 |
| 4523 EISAI | 15.61% | 16,232,894,960 | 1.38 |
| 7832 BANNAMHD | 15.12% | 3,188,890,470 | 1.65 |
| 4661 OLC | 15.02% | 6,938,701,940 | 1.48 |
| 6861 KEYENCE | 14.84% | 13,800,147,000 | 1.36 |
| 9983 FASTRET | 14.55% | 31,244,015,700 | 1.03 |
| 8697 JPX | 13.39% | 1,303,583,570 | 1.74 |
| 9021 JR WEST | 12.97% | 3,399,659,530 | 1.08 |
| 2413 M3 | 12.91% | 8,049,626,670 | 0.98 |
| 7974 NINTEND | 12.65% | 46,502,486,100 | 0.87 |

Nikkei 225

| Stock | Share | Turnover(JPY) | PI (bps) |
|---------------|--------|----------------|----------|
| 9022 JR CENT | 21.46% | 10,917,590,510 | 1.70 |
| 1333 MARUNICI | 19.72% | 406,243,000 | 2.47 |
| 9412 SKYPER J | 17.52% | 353,724,250 | 7.70 |
| 5101 YKHA-RB | 17.16% | 829,595,440 | 2.33 |
| 6472 NTN | 15.80% | 846,090,670 | 11.45 |
| 4523 EISAI | 15.61% | 16,232,894,960 | 1.38 |
| 7832 BANNAMHD | 15.12% | 3,188,890,470 | 1.65 |
| 2282 NH FOODS | 14.69% | 852,376,080 | 3.80 |
| 9983 FASTRET | 14.55% | 31,244,015,700 | 1.03 |
| 6361 EBARA | 14.44% | 1,687,806,630 | 5.37 |

Topix Mid400

| Stock | Share | Turnover(JPY) | PI (bps) |
|---------------|--------|----------------|----------|
| 3591 WACOALHD | 23.92% | 334,455,610 | 2.84 |
| 6465 HOSIZAKI | 20.55% | 1,363,372,310 | 5.12 |
| 1951 KYOWAEX | 19.78% | 716,263,470 | 2.29 |
| 1333 MARUNICI | 19.72% | 406,243,000 | 2.47 |
| 2175 SMS | 19.53% | 453,986,230 | 5.32 |
| 5101 YKHA-RB | 17.16% | 829,595,440 | 2.33 |
| 9832 AUTBACS | 16.81% | 330,184,860 | 2.45 |
| 8410 SEVEN BK | 16.69% | 699,468,650 | 15.77 |
| 6920 LASRTEC | 16.31% | 52,169,986,210 | 1.07 |
| 6136 OSG | 16.05% | 597,323,860 | 2.85 |

Small & Others

| Stock | Share | Turnover(JPY) | PI (bps) |
|---------------|--------|---------------|----------|
| 8918 LAND | 35.16% | 306,805,340 | 346.04 |
| 8585 OR.CORP | 27.15% | 710,377,570 | 19.93 |
| 5017 FUJI OIL | 18.77% | 130,294,430 | 11.44 |
| 6740 JDI | 18.74% | 154,798,850 | 120.43 |
| 8714 SENSUIK | 18.50% | 131,603,670 | 18.65 |
| 9412 SKYPER J | 17.52% | 353,724,250 | 7.70 |
| 2353 NP-PARK | 16.99% | 166,031,140 | 18.69 |
| 4714 RISO KY | 16.58% | 213,481,460 | 8.75 |
| 9424 JPN-COMM | 16.58% | 463,662,230 | 13.29 |
| 6532 BAYCURNT | 15.33% | 4,135,488,010 | 6.45 |

Mothers

| Stock | Share | Turnover(JPY) | PI (bps) |
|---------------|--------|---------------|----------|
| 6172 METAPS | 32.93% | 100,125,820 | 8.19 |
| 7363 BABYCALE | 19.16% | 205,057,300 | 11.13 |
| 2370 MEDINET | 17.92% | 1,139,711,000 | 28.79 |
| 3496 AZOOM | 17.69% | 221,586,450 | 5.99 |
| 7095 MACBEEP | 17.59% | 285,844,400 | 8.38 |
| 4488 AIINSIDE | 16.94% | 933,041,100 | 4.51 |
| 6031 SCIGINER | 16.68% | 130,084,170 | 13.36 |
| 2150 CARENET | 15.71% | 1,100,762,100 | 6.31 |
| 4599 STEMRIM | 15.68% | 167,710,090 | 6.15 |
| 4880 CELLSOUR | 15.33% | 1,037,483,300 | 4.45 |

JASDAQ

| Stock | Share | Turnover(JPY) | PI (bps) |
|---------------|--------|---------------|----------|
| 6628 ONKYOHE | 99.16% | 5,044,288,290 | 1472.29 |
| 4764 NEXUSB | 22.15% | 220,409,940 | 17.21 |
| 9973 KOZOSUSI | 18.42% | 156,305,290 | 52.54 |
| 6614 SIKINOHT | 17.74% | 906,355,600 | 7.19 |
| 4978 REPROCEL | 16.99% | 191,058,690 | 7.44 |
| 2315 CAICA | 16.65% | 217,264,930 | 14.35 |
| 7760 IMV | 16.65% | 203,702,200 | 7.31 |
| 3374 NAIGAI-T | 16.03% | 169,471,400 | 9.69 |
| 6957 SHIBAUR | 16.02% | 252,129,200 | 9.36 |
| 6145 NITTOKU | 15.40% | 132,383,500 | 7.20 |

Second Section

| Stock | Share | Turnover(JPY) | PI (bps) |
|---------------|--------|---------------|----------|
| 9318 ASIADAVE | 59.25% | 313,897,350 | 600.78 |
| 3825 REMIX | 26.81% | 308,153,330 | 22.96 |
| 3856 ABALANCE | 17.95% | 1,372,001,600 | 9.13 |
| 6993 DAIKOKYA | 16.19% | 2,649,943,360 | 27.38 |
| 7412 ATOM | 13.80% | 249,099,200 | 2.78 |
| 8925 ARDEPRO | 13.60% | 271,911,050 | 44.65 |
| 6882 SANSHA | 13.37% | 157,942,980 | 5.19 |
| 6946 NP-AVIO | 12.59% | 171,216,600 | 6.66 |
| 7906 YONEX | 12.19% | 131,027,390 | 5.47 |
| 6125 OKMTO M | 11.94% | 318,421,000 | 8.35 |

ETFs & REITs

| Stock | Share | Turnover(JPY) | PI (bps) |
|---------------|--------|----------------|----------|
| 1699 NFOIL | 25.71% | 1,414,286,139 | 18.73 |
| 1356 TPXBEAR2 | 22.45% | 810,513,403 | 2.88 |
| 1540 JPP GLD | 22.30% | 782,406,913 | 4.41 |
| 1365 DW 225LV | 18.56% | 1,260,323,242 | 2.24 |
| 1366 DW 225DI | 18.56% | 518,630,966 | 2.96 |
| 1458 RK 225LV | 18.56% | 25,529,628,327 | 2.30 |
| 1459 RK 225DI | 18.48% | 8,007,991,381 | 1.97 |
| 1580 225 BEAR | 18.22% | 128,998,548 | 1.69 |
| 1571 NFNKIV | 17.30% | 862,527,962 | 2.44 |
| 1367 DW TPX2X | 16.52% | 194,487,034 | 1.46 |

Top 10 Stocks by PI

Topix 100

| Stock | PI (bps) | Turnover(JPY) | Share |
|--------------|----------|---------------|--------|
| 8308 RESONA | 2.51 | 572,170,280 | 3.28% |
| 5020 ENEOS | 2.19 | 1,183,018,080 | 3.72% |
| 8601 DAIWASG | 1.94 | 639,928,100 | 2.99% |
| 4689 ZHD | 1.93 | 2,089,453,660 | 5.85% |
| 7201 NISSAN | 1.90 | 1,875,329,190 | 4.33% |
| 9735 SECOM | 1.87 | 2,305,821,940 | 11.60% |
| 8604 NOMRAHD | 1.86 | 1,050,797,920 | 3.81% |
| 7741 HOYA | 1.86 | 3,692,068,390 | 10.98% |
| 8830 SMIRE&D | 1.85 | 1,942,883,020 | 12.26% |
| 6869 SYSMEX | 1.85 | 957,285,350 | 7.35% |

Nikkei 225

| Stock | PI (bps) | Turnover(JPY) | Share |
|---------------|----------|---------------|--------|
| 6472 NTN | 11.45 | 846,090,670 | 15.80% |
| 7211 MMC | 10.78 | 2,720,276,140 | 13.10% |
| 2768 SOJITZ | 10.17 | 1,782,657,130 | 13.17% |
| 9501 TEPCOHD | 10.08 | 1,953,591,430 | 11.86% |
| 7186 CONCRDIA | 8.31 | 885,495,620 | 12.31% |
| 9412 SKYPER J | 7.70 | 353,724,250 | 17.52% |
| 7762 CITIZEN | 7.40 | 269,146,970 | 10.07% |
| 4005 SMICHEM | 5.87 | 3,007,391,400 | 12.70% |
| 1332 NISSUI | 5.77 | 272,375,160 | 13.70% |
| 4021 NISSANCH | 5.74 | 903,660,320 | 11.53% |

Topix Mid400

| Stock | PI (bps) | Turnover(JPY) | Share |
|---------------|----------|---------------|--------|
| 8410 SEVEN BK | 15.77 | 699,468,650 | 16.69% |
| 7167 MEBUKIFG | 13.52 | 733,227,940 | 12.98% |
| 6472 NTN | 11.45 | 846,090,670 | 15.80% |
| 7211 MMC | 10.78 | 2,720,276,140 | 13.10% |
| 2768 SOJITZ | 10.17 | 1,782,657,130 | 13.17% |
| 9501 TEPCOHD | 10.08 | 1,953,591,430 | 11.86% |
| 8359 82-BANK | 10.02 | 270,167,400 | 15.05% |
| 8334 GUNMABK | 9.33 | 226,782,940 | 14.11% |
| 7180 KYUSHUFG | 8.43 | 107,613,950 | 12.44% |
| 7186 CONCRDIA | 8.31 | 885,495,620 | 12.31% |

Small & Others

| Stock | PI (bps) | Turnover(JPY) | Share |
|---------------|----------|---------------|--------|
| 8918 LAND | 346.04 | 306,805,340 | 35.16% |
| 6740 JDI | 120.43 | 154,798,850 | 18.74% |
| 8585 OR.CORP | 19.93 | 710,377,570 | 27.15% |
| 2353 NP-PARK | 18.69 | 166,031,140 | 16.99% |
| 8714 SENSUIK | 18.65 | 131,603,670 | 18.50% |
| 8848 LEOPC21 | 16.87 | 123,381,010 | 12.83% |
| 7238 AKEBONO | 16.18 | 187,449,830 | 13.24% |
| 6632 JVCKW | 13.49 | 352,099,160 | 11.86% |
| 9424 JPN-COMM | 13.29 | 463,662,230 | 16.58% |
| 9479 IMPRESS | 12.03 | 208,945,830 | 7.24% |

Mothers

| Stock | PI (bps) | Turnover(JPY) | Share |
|---------------|----------|---------------|--------|
| 2370 MEDINET | 28.79 | 1,139,711,000 | 17.92% |
| 4199 WONDERPL | 19.39 | 193,716,250 | 8.37% |
| 4597 SOLASIA | 17.28 | 181,963,580 | 14.94% |
| 7376 BCC | 15.96 | 1,031,952,800 | 6.46% |
| 6031 SCIGINER | 13.36 | 130,084,170 | 16.68% |
| 7345 AIPARTNE | 13.33 | 592,479,000 | 10.73% |
| 3286 TRUST HD | 11.58 | 197,058,470 | 9.83% |
| 4498 CYBRTRST | 11.34 | 205,560,500 | 11.38% |
| 7363 BABYCALE | 11.13 | 205,057,300 | 19.16% |
| 6612 BALMUDA | 11.12 | 115,361,400 | 12.79% |

JASDAQ

| Stock | PI (bps) | Turnover(JPY) | Share |
|---------------|----------|---------------|--------|
| 6628 ONKYOHE | 1472.29 | 5,044,288,290 | 99.16% |
| 9973 KOZOSUSI | 52.54 | 156,305,290 | 18.42% |
| 3390 INEST | 21.79 | 1,829,526,950 | 13.53% |
| 4764 NEXUSB | 17.21 | 220,409,940 | 22.15% |
| 2315 CAICA | 14.35 | 217,264,930 | 16.65% |
| 6626 SEMITEC | 12.76 | 114,545,600 | 12.23% |
| 7071 AMVIS | 10.66 | 104,659,300 | 8.78% |
| 3374 NAIGAI-T | 9.69 | 169,471,400 | 16.03% |
| 9625 CERESPO | 9.52 | 103,709,970 | 15.25% |
| 6957 SHIBAU | 9.36 | 252,129,200 | 16.02% |

Second Section

| Stock | PI (bps) | Turnover(JPY) | Share |
|----------------|----------|---------------|--------|
| 9318 ASIADVEVE | 600.78 | 313,897,350 | 59.25% |
| 8925 ARDEPRO | 44.65 | 271,911,050 | 13.60% |
| 6993 DAIKOKYA | 27.38 | 2,649,943,360 | 16.19% |
| 3825 REMIX | 22.96 | 308,153,330 | 26.81% |
| 3647 GTHREEHD | 11.40 | 141,152,740 | 11.69% |
| 3856 ABALANCE | 9.13 | 1,372,001,600 | 17.95% |
| 8202 LAOX | 8.71 | 1,264,146,090 | 8.14% |
| 6125 OKMTO M | 8.35 | 318,421,000 | 11.94% |
| 7625 DINING | 7.95 | 111,723,150 | 5.33% |
| 8135 ZETT | 7.07 | 212,020,470 | 5.51% |

ETFs & REITs

| Stock | PI (bps) | Turnover(JPY) | Share |
|---------------|----------|----------------|--------|
| 1615 NFBANKS | 25.78 | 179,421,050 | 9.83% |
| 1699 NFOIL | 18.73 | 1,414,286,139 | 25.71% |
| 1357 NFNKDOUB | 9.27 | 18,561,348,093 | 12.45% |
| 8985 JHR | 4.45 | 826,684,200 | 13.86% |
| 1540 JPP GLD | 4.41 | 782,406,913 | 22.30% |
| 8964 FRONRE | 4.03 | 442,363,000 | 6.29% |
| 3476 R MIRAI | 3.92 | 322,633,690 | 7.27% |
| 1360 NKBEAR-2 | 3.69 | 8,133,992,230 | 11.37% |
| 3290 ONE REIT | 3.57 | 117,435,150 | 5.41% |
| 3279 API | 3.48 | 344,127,300 | 6.93% |