

## Market Report for the Week of July 12, 2021

### Daily Averages

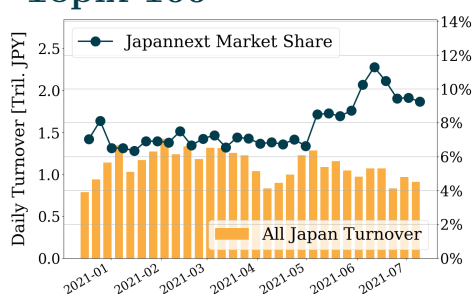
Universe	Turnover(JPY)	Volume	Share	PI (bps)	Symbols
All Market	241,538,439,626	289,518,162	9.59 %	6.14	3298
Topix100	84,194,492,056	18,410,160	9.24 %	1.11	99
Nikkei 225	99,066,557,100	36,788,920	9.04 %	2.20	225
TopixMid400	69,066,831,150	31,130,060	9.81 %	3.51	397
Small & Others	29,618,822,802	33,444,460	8.33 %	5.76	1560
Mothers & Jasdaq	23,962,316,942	180,672,920	9.95 %	54.06	803
ETFs & REITs	32,330,872,380	14,159,082	11.46 %	3.46	133

All Market  
**9.6 %**

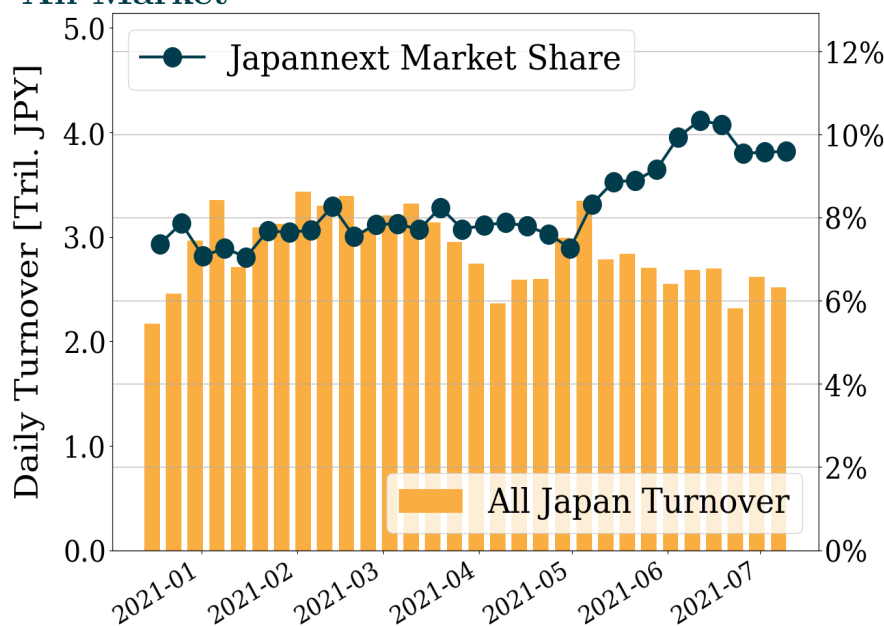
Topix 100  
**9.2 %**

Nikkei 225  
**9.0 %**

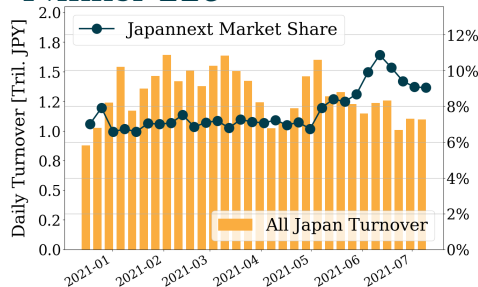
#### Topix 100



#### All Market



#### Nikkei 225



#### Top Stocks by Turnover

Stock	Turnover(JPY)	Share	PI (bps)
1570 NFNKLV	86,996,599,122	14.87%	2.71
6920 LASRTEC	48,678,760,000	13.62%	1.19
9983 FASTRET	30,522,575,600	12.50%	0.93
7974 NINTEND	27,564,973,900	12.43%	0.95
9984 SOFTBNKG	21,986,726,000	8.32%	0.53

#### Top Stocks by Market Share

Stock	Turnover(JPY)	Share	PI (bps)
6628 ONKYOHE	2,349,121,320	94.12%	1800.65
9318 ASIADAVE	171,750,060	65.32%	491.89
8918 LAND	644,347,510	49.43%	379.48
4564 OTS	186,551,140	39.45%	24.41
1699 NFOIL	1,352,603,521	31.61%	21.88

#### Top Stocks by Price Improvement

Stock	Turnover(JPY)	Share	PI (bps)
6628 ONKYOHE	2,349,121,320	94.12%	1800.65
9318 ASIADAVE	171,750,060	65.32%	491.89
8918 LAND	644,347,510	49.43%	379.48
6740 JDI	186,261,410	17.90%	106.29
8925 ARDEPRO	174,363,260	11.07%	41.90

#### Top Stocks by Savings

Stock	Turnover(JPY)	Share	Savings
6628 ONKYOHE	2,349,121,320	94.12%	285,115,360
1570 NFNKLV	86,996,599,122	14.87%	19,926,194
1357 NFNKDOUB	17,287,374,631	15.98%	12,894,781
8918 LAND	644,347,510	49.43%	12,829,860
9101 NYKLINE	12,027,091,100	13.89%	6,475,600

- ▶ Analysis is based on Japannext and Refinitiv data. Small & Others = First Section - TPX500.
- ▶ All Japan Turnover = Japannext (J+X+U+N) + TSE (excl. Tostnet) + Chi-X (Chi-Alpha + Chi-Select excl. Chi-Match). Market Share = Japannext turnover / All Japan Turnover.
- ▶ Opening and Closing auction trades on the TSE are excluded from calculations.
- ▶ Price Improvement (PI) and Savings (PI\*volume) are calculated by comparing the execution price against the primary market's best bid for each sell or best offer for each buy at the point of execution from the taker's perspective. Reported PI is a value-weighted average. Names with weekly traded value less than 100,000,000 JPY are excluded from the rankings tables.

## Top 10 Stocks by Turnover

### Topix 100

Stock	Turnover(JPY)	Share	PI (bps)
9983 FASTRET	30,522,575,600	12.50%	0.93
7974 NINTEND	27,564,973,900	12.43%	0.95
9984 SOFTBNKG	21,986,726,000	8.32%	0.53
6758 SONY G	21,945,777,440	10.92%	1.21
4523 EISAI	17,425,981,620	13.14%	1.20
6861 KEYENCE	15,599,143,100	15.24%	1.37
8035 TKOELCN	15,151,845,670	10.98%	0.88
7203 TOYOTA	13,308,021,070	8.04%	0.64
9022 JR CENT	12,373,825,230	20.59%	1.62
6594 NIDEC	9,217,602,250	12.02%	1.25

### Nikkei 225

Stock	Turnover(JPY)	Share	PI (bps)
9983 FASTRET	30,522,575,600	12.50%	0.93
9984 SOFTBNKG	21,986,726,000	8.32%	0.53
6758 SONY G	21,945,777,440	10.92%	1.21
4523 EISAI	17,425,981,620	13.14%	1.20
8035 TKOELCN	15,151,845,670	10.98%	0.88
7203 TOYOTA	13,308,021,070	8.04%	0.64
9022 JR CENT	12,373,825,230	20.59%	1.62
9101 NYKLINE	12,027,091,100	13.89%	5.96
6501 HITACHI	9,036,140,170	6.99%	0.83
6506 YASKAWA	8,632,817,100	11.42%	5.99

### Topix Mid400

Stock	Turnover(JPY)	Share	PI (bps)
6920 LASRTEC	48,678,760,000	13.62%	1.19
9101 NYKLINE	12,027,091,100	13.89%	5.96
6506 YASKAWA	8,632,817,100	11.42%	5.99
6723 RENESAS	7,483,997,060	9.59%	2.22
6857 ADVNTST	7,191,475,100	10.99%	3.37
9104 MTI-OSK	6,084,396,100	11.52%	3.56
9201 JAL	4,573,941,780	8.15%	0.91
4062 IBIDEN	4,306,147,000	15.38%	5.26
3038 KOBE BSN	4,176,795,650	12.72%	3.98
1605 INPEX	3,978,789,080	11.32%	3.11

### Small & Others

Stock	Turnover(JPY)	Share	PI (bps)
9519 RENOVA	11,351,857,500	13.17%	4.46
6532 BAYCURNT	10,416,971,500	14.50%	5.26
8698 MONEX G	4,177,756,800	13.44%	3.88
9517 EREX	3,920,019,190	10.39%	3.49
3697 SHIFT	3,307,825,900	11.08%	3.16
9107 K-LINE	3,115,682,450	10.55%	4.32
1419 TAMAHOME	2,952,710,500	7.68%	3.52
3923 RAKUS	2,781,270,750	14.84%	5.04
7527 SYSSOFT	2,523,290,300	13.67%	9.41
6768 TAMURA	2,442,723,350	10.65%	2.75

### Mothers

Stock	Turnover(JPY)	Share	PI (bps)
4934 PANTI-AG	9,192,699,600	10.66%	1.85
7370 ENJIN	7,816,822,870	11.81%	1.88
7373 AIDMA HD	5,252,428,900	10.07%	5.77
4068 BASIS	4,773,013,400	4.95%	9.02
7096 STEMCELL	4,277,890,900	10.59%	4.50
5759 NDEKAI	4,119,475,650	8.24%	2.96
6172 METAPS	3,874,966,150	9.88%	2.85
6255 NPC INC	2,560,825,310	9.35%	3.36
4485 JTOWER	2,535,426,600	17.58%	5.24
7342 WEALTHNV	1,962,554,100	12.08%	2.77

### JASDAQ

Stock	Turnover(JPY)	Share	PI (bps)
1407 WEST HD	3,555,776,550	13.12%	4.87
4582 SYMBIO	3,073,570,830	10.41%	2.29
2702 MCDNALD	2,843,611,250	17.49%	2.82
6629 TECHNOHR	2,665,078,810	9.54%	2.61
6628 ONKYOHE	2,349,121,320	94.12%	1800.65
6890 FERROTEC	2,320,843,050	15.22%	7.15
8256 MARUMIT	2,146,316,560	10.01%	9.22
6614 SIKINOHT	1,892,106,050	15.44%	5.20
4932 ALMADO	1,309,198,990	7.34%	2.00
4193 FABRICA	862,397,700	11.60%	5.98

### Second Section

Stock	Turnover(JPY)	Share	PI (bps)
3377 BIKE O	1,815,493,240	10.11%	4.64
3856 ABALANCE	1,282,566,700	15.32%	8.16
6993 DAIKOKYA	1,040,733,750	22.13%	30.44
3663 ARTSPARK	697,569,150	8.07%	4.73
3647 GTHREEHD	600,688,480	12.69%	7.75
6366 CHIYODA	487,192,180	7.57%	5.81
8135 ZETT	426,143,800	5.42%	6.69
3021 PCNET	295,815,630	9.25%	6.76
2788 APPLEIN	254,376,860	10.37%	8.43
3823 ACRODEA	202,234,160	6.02%	12.73

### ETFs & REITs

Stock	Turnover(JPY)	Share	PI (bps)
1570 NFNKLV	86,996,599,122	14.87%	2.71
1357 NFNKDOUB	17,287,374,631	15.98%	9.71
1458 RK 225LV	15,094,178,680	13.96%	2.17
1459 RK 225DI	7,448,242,455	11.37%	2.06
1360 NKBEAR-2	6,519,876,799	9.34%	3.36
1579 225 BULL	5,202,967,650	11.18%	2.18
1321 NFNK225	1,892,406,313	4.34%	1.07
1671 WTI ETF	1,657,774,819	12.47%	1.78
1699 NFOIL	1,352,603,521	31.61%	21.88
1356 TPXBEAR2	1,037,585,944	29.84%	2.57

## Top 10 Stocks by Market Share

### Topix 100

Stock	Share	Turnover(JPY)	PI (bps)
9022 JR CENT	20.59%	12,373,825,230	1.62
7832 BANNAMHD	15.49%	2,582,062,990	1.89
6861 KEYENCE	15.24%	15,599,143,100	1.37
4661 OLC	14.30%	5,347,323,680	1.42
4528 ONOPHAM	13.84%	1,574,259,030	1.27
4523 EISAI	13.14%	17,425,981,620	1.20
9983 FASTRET	12.50%	30,522,575,600	0.93
7974 NINTEND	12.43%	27,564,973,900	0.95
7741 HOYA	12.03%	3,812,190,450	1.68
6594 NIDEC	12.02%	9,217,602,250	1.25

### Nikkei 225

Stock	Share	Turnover(JPY)	PI (bps)
9022 JR CENT	20.59%	12,373,825,230	1.62
1333 MARUNICI	19.56%	393,588,850	2.24
9412 SKYPER J	17.93%	256,691,090	7.61
2282 NH FOODS	16.64%	855,744,250	3.62
6302 SHI	16.59%	1,022,506,800	5.37
6361 EBARA	15.98%	1,979,967,700	5.72
7186 CONCRDIA	15.88%	1,055,461,150	8.73
7832 BANNAMHD	15.49%	2,582,062,990	1.89
4005 SMICHEM	15.16%	3,216,728,270	5.71
6504 FUJIELEC	14.78%	1,822,079,600	5.40

### Topix Mid400

Stock	Share	Turnover(JPY)	PI (bps)
3591 WACOALHD	23.45%	299,764,050	2.52
6465 HOSIZAKI	20.79%	1,231,144,700	4.99
1333 MARUNICI	19.56%	393,588,850	2.24
8410 SEVEN BK	18.52%	823,182,630	15.20
2651 LAWSON	17.95%	1,454,465,100	6.03
3088 MA-KIYO	17.90%	1,371,258,850	5.51
3563 F&LC	17.80%	2,284,871,950	3.70
7180 KYUSHUFG	17.78%	167,485,980	8.44
2175 SMS	17.74%	462,955,750	4.88
7337 HIROGINH	16.68%	178,181,490	4.85

### Small & Others

Stock	Share	Turnover(JPY)	PI (bps)
8918 LAND	49.43%	644,347,510	379.48
6058 VECTOR	27.55%	295,716,330	3.95
8585 OR.CORP	25.62%	392,018,780	23.06
9412 SKYPER J	17.93%	256,691,090	7.61
6740 JDI	17.90%	186,261,410	106.29
7238 AKEBONO	16.92%	141,571,120	17.38
8714 SENSUIK	16.85%	142,620,500	18.51
2353 NP-PARK	15.64%	146,130,150	19.63
4651 SANIX	14.93%	383,728,010	7.30
3923 RAKUS	14.84%	2,781,270,750	5.04

### Mothers

Stock	Share	Turnover(JPY)	PI (bps)
4564 OTS	39.45%	186,551,140	24.41
7361 HCH	19.75%	706,318,000	7.43
6597 HPC SYS	19.16%	279,662,450	9.16
4488 AIINSIDE	18.18%	580,825,700	5.77
2370 MEDINET	17.94%	757,356,540	30.08
4485 JTOWER	17.58%	2,535,426,600	5.24
4194 VISIONAL	17.09%	189,467,500	8.88
4436 MINKABU	16.71%	1,221,139,400	3.47
3496 AZOOM	16.68%	158,958,750	6.49
2150 CARENET	16.28%	1,085,746,200	5.51

### JASDAQ

Stock	Share	Turnover(JPY)	PI (bps)
6628 ONKYOHE	94.12%	2,349,121,320	1800.65
4764 NEXUSB	21.13%	120,058,560	17.97
4978 REPROCEL	18.73%	140,403,380	7.01
2702 MCDNALD	17.49%	2,843,611,250	2.82
6957 SHIBAU	17.39%	172,199,500	12.69
2315 CAICA	16.81%	156,144,970	13.96
3390 INEST	16.55%	502,823,040	23.28
6614 SIKINOHT	15.44%	1,892,106,050	5.20
6890 FERROTEC	15.22%	2,320,843,050	7.15
4816 TOEIANM	14.94%	214,145,000	3.68

### Second Section

Stock	Share	Turnover(JPY)	PI (bps)
9318 ASIADVEVE	65.32%	171,750,060	491.89
6993 DAIKOKYA	22.13%	1,040,733,750	30.44
3825 REMIX	19.97%	120,074,340	19.82
3856 ABALANCE	15.32%	1,282,566,700	8.16
7412 ATOM	14.45%	158,623,360	2.95
6882 SANSHA	12.70%	172,532,490	5.02
3647 GTHREEHD	12.69%	600,688,480	7.75
6125 OKMTO M	11.96%	199,018,200	9.31
5103 SHOWA HD	11.09%	183,003,970	31.91
8925 ARDEPRO	11.07%	174,363,260	41.90

### ETFs & REITs

Stock	Share	Turnover(JPY)	PI (bps)
1699 NFOIL	31.61%	1,352,603,521	21.88
1356 TPXBEAR2	29.84%	1,037,585,944	2.57
1540 JPP GLD	23.95%	595,518,283	4.42
1366 DW 225DI	19.54%	509,125,014	2.60
1357 NFNKDOUB	15.98%	17,287,374,631	9.71
1571 NFNKIV	15.98%	550,216,692	2.05
1365 DW 225LV	15.36%	978,390,607	2.11
1570 NFNKLV	14.87%	86,996,599,122	2.71
1367 DW TPX2X	14.34%	196,949,381	1.18
1458 RK 225LV	13.96%	15,094,178,680	2.17

## Top 10 Stocks by PI

### Topix 100

Stock	PI (bps)	Turnover(JPY)	Share
8308 RESONA	2.41	438,718,500	2.70%
5020 ENEOS	2.15	1,110,550,320	3.82%
8601 DAIWASG	1.95	424,161,210	4.43%
7832 BANNAMHD	1.89	2,582,062,990	15.49%
8604 NOMRAHD	1.86	750,955,790	3.78%
9503 KEPCO	1.84	878,874,530	6.81%
7201 NISSAN	1.82	1,371,484,270	4.07%
4689 ZHD	1.80	3,402,171,950	5.80%
6869 SYSMEX	1.79	1,444,306,260	10.17%
8830 SMIRE&D	1.78	1,508,278,980	9.73%

### Nikkei 225

Stock	PI (bps)	Turnover(JPY)	Share
7211 MMC	11.24	2,192,347,670	13.77%
6472 NTN	11.18	825,605,030	14.30%
9501 TEPCOHD	10.01	2,619,132,800	14.13%
2768 SOJITZ	8.74	1,498,259,160	11.70%
7186 CONCRDIA	8.73	1,055,461,150	15.88%
7762 CITIZEN	7.80	372,164,020	11.83%
9412 SKYPER J	7.61	256,691,090	17.93%
1332 NISSUI	6.28	537,094,280	13.92%
6506 YASKAWA	5.99	8,632,817,100	11.42%
9101 NYKLINE	5.96	12,027,091,100	13.89%

### Topix Mid400

Stock	PI (bps)	Turnover(JPY)	Share
8410 SEVEN BK	15.20	823,182,630	18.52%
7167 MEBUKIFG	14.27	728,390,220	13.79%
7211 MMC	11.24	2,192,347,670	13.77%
6472 NTN	11.18	825,605,030	14.30%
8359 82-BANK	10.08	246,409,180	12.67%
9501 TEPCOHD	10.01	2,619,132,800	14.13%
8334 GUNMABK	9.03	200,589,200	15.58%
2768 SOJITZ	8.74	1,498,259,160	11.70%
7186 CONCRDIA	8.73	1,055,461,150	15.88%
7180 KYUSHUFG	8.44	167,485,980	17.78%

### Small & Others

Stock	PI (bps)	Turnover(JPY)	Share
8918 LAND	379.48	644,347,510	49.43%
6740 JDI	106.29	186,261,410	17.90%
8585 OR.CORP	23.06	392,018,780	25.62%
8848 LEOPC21	21.20	116,493,120	14.69%
2353 NP-PARK	19.63	146,130,150	15.64%
8714 SENSUIK	18.51	142,620,500	16.85%
7238 AKEBONO	17.38	141,571,120	16.92%
6632 JVCKW	13.63	297,557,850	9.64%
9424 JPN-COMM	12.42	334,464,980	14.76%
7990 GLOBERI	10.96	225,726,500	11.80%

### Mothers

Stock	PI (bps)	Turnover(JPY)	Share
2370 MEDINET	30.08	757,356,540	17.94%
4564 OTS	24.41	186,551,140	39.45%
4199 WONDERPL	18.88	420,235,500	11.33%
4597 SOLASIA	17.71	147,064,690	13.90%
7345 AIPARTNE	15.92	223,284,700	11.36%
2586 FRUTA	13.44	112,621,740	15.26%
7376 BCC	11.44	509,365,600	6.03%
4498 CYBRTRST	10.22	112,804,400	11.02%
6030 ADVENTUR	9.65	138,196,400	11.49%
4933 INE	9.61	541,756,700	14.40%

### JASDAQ

Stock	PI (bps)	Turnover(JPY)	Share
6628 ONKYOHE	1800.65	2,349,121,320	94.12%
7610 TAY TWO	29.39	752,620,640	11.47%
3390 INEST	23.28	502,823,040	16.55%
2388 WEDGE-HD	21.60	476,618,840	9.30%
4764 NEXUSB	17.97	120,058,560	21.13%
2315 CAICA	13.96	156,144,970	16.81%
6957 SHIBAU	12.69	172,199,500	17.39%
7071 AMVIS	10.88	172,186,700	10.45%
3374 NAIGAI-T	10.20	123,052,750	14.73%
7826 FURUYAMT	9.24	140,893,400	10.73%

### Second Section

Stock	PI (bps)	Turnover(JPY)	Share
9318 ASIADVEVE	491.89	171,750,060	65.32%
8925 ARDEPRO	41.90	174,363,260	11.07%
5103 SHOWA HD	31.91	183,003,970	11.09%
6993 DAIKOKYA	30.44	1,040,733,750	22.13%
3825 REMIX	19.82	120,074,340	19.97%
3823 ACRODEA	12.73	202,234,160	6.02%
6125 OKMTO M	9.31	199,018,200	11.96%
2788 APPLEIN	8.43	254,376,860	10.37%
3856 ABALANCE	8.16	1,282,566,700	15.32%
3647 GTHREEHD	7.75	600,688,480	12.69%

### ETFs & REITs

Stock	PI (bps)	Turnover(JPY)	Share
1699 NFOIL	21.88	1,352,603,521	31.61%
1615 NFBANKS	21.23	212,956,290	13.33%
1357 NFNKDOUB	9.71	17,287,374,631	15.98%
8985 JHR	4.74	653,259,100	12.87%
3476 R MIRAI	4.48	287,347,530	10.66%
1540 JPP GLD	4.42	595,518,283	23.95%
8964 FRONRE	3.99	213,507,800	7.30%
8963 INV	3.87	742,509,860	10.74%
3290 ONE REIT	3.47	161,193,500	8.85%
1541 JPP PLT	3.46	114,015,585	12.23%