

## Market Report for the Week of July 19, 2021

### Daily Averages

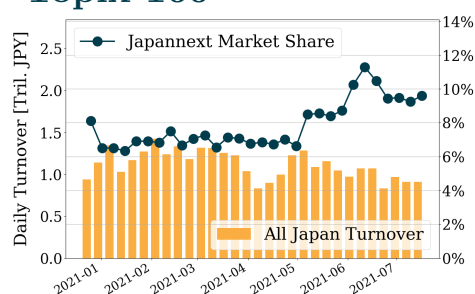
Universe	Turnover(JPY)	Volume	Share	PI (bps)	Symbols
All Market	239,028,328,230	470,967,618	9.33 %	7.71	3294
Topix100	87,212,114,543	19,063,500	9.60 %	1.14	99
Nikkei 225	96,288,428,493	36,799,867	9.00 %	2.14	225
TopixMid400	61,739,893,943	29,201,633	8.65 %	3.40	397
Small & Others	26,705,455,767	27,937,067	7.72 %	5.95	1541
Mothers & Jasdaq	19,509,465,190	361,663,500	9.06 %	97.87	808
ETFs & REITs	41,526,657,933	19,984,652	11.74 %	3.60	141

All Market  
**9.3 %**

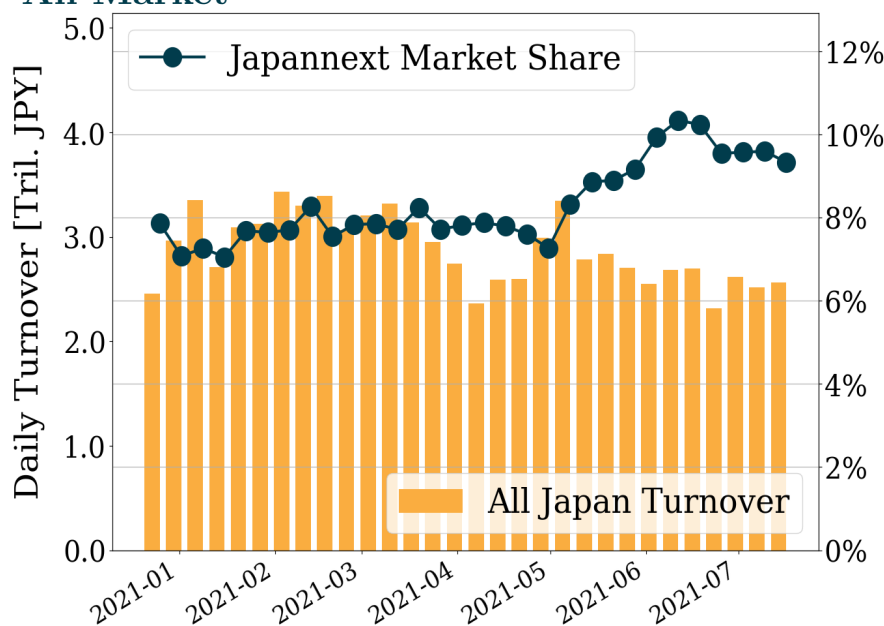
Topix 100  
**9.6 %**

Nikkei 225  
**9.0 %**

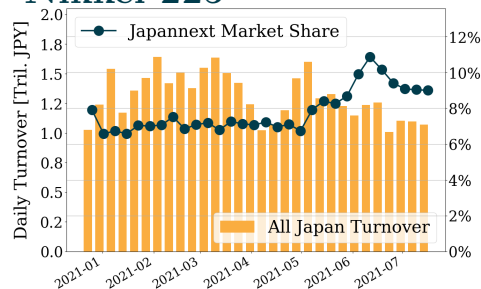
#### Topix 100



#### All Market



#### Nikkei 225



#### Top Stocks by Turnover

Stock	Turnover(JPY)	Share	PI (bps)
1570 NFNKLV	66,860,019,680	16.61%	2.82
6920 LASRTEC	32,111,235,200	11.67%	1.13
7974 NINTEND	21,848,520,900	11.09%	0.96
9983 FASTRET	18,990,331,300	14.65%	1.13
1357 NFNKDOUB	15,159,421,579	16.71%	9.78

#### Top Stocks by Market Share

Stock	Turnover(JPY)	Share	PI (bps)
6628 ONKYOHE	2,413,757,260	96.03%	1761.23
8918 LAND	238,420,580	56.36%	375.16
9318 ASIADAVE	103,684,330	50.83%	522.47
1699 NFOIL	1,393,735,648	39.70%	18.28
1356 TPXBEAR2	673,233,775	30.61%	2.52

#### Top Stocks by Price Improvement

Stock	Turnover(JPY)	Share	PI (bps)
6628 ONKYOHE	2,413,757,260	96.03%	1761.23
9318 ASIADAVE	103,684,330	50.83%	522.47
8918 LAND	238,420,580	56.36%	375.16
8925 ARDEPRO	135,530,340	10.96%	36.68
4564 OTS	310,380,900	12.90%	34.39

#### Top Stocks by Savings

Stock	Turnover(JPY)	Share	Savings
6628 ONKYOHE	2,413,757,260	96.03%	260,603,310
1570 NFNKLV	66,860,019,680	16.61%	15,566,206
1357 NFNKDOUB	15,159,421,579	16.71%	10,811,768
8918 LAND	238,420,580	56.36%	6,298,400
6532 BAYCURNT	8,460,049,000	14.29%	4,612,000

- ▶ Analysis is based on Japannext and Refinitiv data. Small & Others = First Section - TPX500.
- ▶ All Japan Turnover = Japannext (J+X+U+N) + TSE (excl. Tostnet) + Chi-X (Chi-Alpha + Chi-Select excl. Chi-Match). Market Share = Japannext turnover / All Japan Turnover.
- ▶ Opening and Closing auction trades on the TSE are excluded from calculations.
- ▶ Price Improvement (PI) and Savings (PI\*volume) are calculated by comparing the execution price against the primary market's best bid for each sell or best offer for each buy at the point of execution from the taker's perspective. Reported PI is a value-weighted average. Names with weekly traded value less than 100,000,000 JPY are excluded from the rankings tables.

## Top 10 Stocks by Turnover

### Topix 100

Stock	Turnover(JPY)	Share	PI (bps)
7974 NINTEND	21,848,520,900	11.09%	0.96
9983 FASTRET	18,990,331,300	14.65%	1.13
9984 SOFTBNKG	12,014,381,350	8.20%	0.54
8035 TKOELCN	10,755,293,610	11.40%	1.15
6758 SONY G	10,652,568,510	11.70%	1.29
7203 TOYOTA	9,245,954,930	7.83%	0.63
6861 KEYENCE	8,380,831,400	13.31%	1.48
4523 EISAI	7,771,435,590	8.35%	0.88
9022 JR CENT	6,875,558,910	21.19%	1.62
7751 CANON	6,634,615,950	8.46%	0.94

### Nikkei 225

Stock	Turnover(JPY)	Share	PI (bps)
9983 FASTRET	18,990,331,300	14.65%	1.13
9984 SOFTBNKG	12,014,381,350	8.20%	0.54
8035 TKOELCN	10,755,293,610	11.40%	1.15
6758 SONY G	10,652,568,510	11.70%	1.29
7203 TOYOTA	9,245,954,930	7.83%	0.63
4523 EISAI	7,771,435,590	8.35%	0.88
9022 JR CENT	6,875,558,910	21.19%	1.62
7751 CANON	6,634,615,950	8.46%	0.94
6954 FANUC	6,458,029,330	11.67%	1.27
4519 CHUGAIP	6,417,694,810	15.71%	1.30

### Topix Mid400

Stock	Turnover(JPY)	Share	PI (bps)
6920 LASRTEC	32,111,235,200	11.67%	1.13
9101 NYKLINE	5,411,152,600	10.88%	5.64
6723 RENESAS	3,682,793,860	8.61%	2.31
9201 JAL	3,546,889,050	8.53%	1.10
3038 KOBE BSN	3,153,158,650	12.61%	3.78
1605 INPEX	3,127,132,130	10.25%	3.59
6506 YASKAWA	3,044,190,300	10.60%	6.07
6857 ADVNTST	2,983,950,000	8.79%	3.36
9104 MTI-OSK	2,730,374,300	8.86%	3.33
6502 TOSHIBA	2,504,530,650	8.72%	3.25

### Small & Others

Stock	Turnover(JPY)	Share	PI (bps)
6532 BAYCURNT	8,460,049,000	14.29%	5.89
9519 RENOVA	4,714,774,500	13.47%	3.12
1419 TAMAHOME	3,249,766,890	9.26%	3.39
2929 PHARMA F	3,173,638,390	6.25%	4.16
8698 MONEX G	2,418,863,160	11.70%	4.35
6768 TAMURA	2,390,161,860	10.75%	3.14
7599 IDOM	1,766,863,040	13.89%	3.36
9107 K-LINE	1,628,839,000	9.05%	4.43
9517 EREX	1,234,191,830	9.87%	4.65
6967 SINKOEI	1,210,561,800	11.81%	4.23

### Mothers

Stock	Turnover(JPY)	Share	PI (bps)
4068 BASIS	4,424,386,300	6.41%	4.56
4934 PANTI-AG	3,135,445,700	9.62%	2.00
7370 ENJIN	2,687,957,250	9.99%	2.95
7096 STEMCELL	2,177,877,200	11.29%	5.58
4385 MERCARI	1,649,032,200	12.47%	4.01
4074 LAKEEL	1,484,565,360	3.69%	3.20
6255 NPC INC	1,405,798,710	9.34%	2.72
7373 AIDMA HD	1,254,498,100	8.33%	8.07
6521 OXIDE	1,187,655,700	18.74%	6.68
5759 NDENKAI	949,496,650	7.10%	4.05

### JASDAQ

Stock	Turnover(JPY)	Share	PI (bps)
6628 ONKYOHE	2,413,757,260	96.03%	1761.23
6614 SIKINOHT	1,716,068,600	14.68%	5.44
8256 MARUMIT	1,557,138,430	12.96%	7.99
4582 SYMBIO	1,052,819,880	8.64%	2.54
6890 FERROTEC	1,034,193,610	10.21%	2.63
2702 MCDNALD	989,634,800	13.87%	2.54
1407 WEST HD	868,492,200	10.74%	4.99
4932 ALMADO	689,177,860	6.45%	1.98
6629 TECHNOHR	450,674,070	8.80%	2.98
7564 WORKMAN	413,662,200	10.67%	3.55

### Second Section

Stock	Turnover(JPY)	Share	PI (bps)
6993 DAIKOKYA	1,288,504,270	16.95%	25.23
3377 BIKE O	1,199,091,820	10.08%	4.06
3856 ABALANCE	427,750,700	16.63%	8.74
6366 CHIYODA	381,403,460	8.95%	5.56
3647 GTHREEHD	370,383,710	12.45%	6.81
3663 ARTSPARK	252,945,800	6.71%	5.40
6775 TB GROUP	179,412,640	4.89%	13.90
6882 SANSHA	146,192,500	12.20%	5.73
8925 ARDEPRO	135,530,340	10.96%	36.68
3021 PCNET	120,550,200	9.97%	7.78

### ETFs & REITs

Stock	Turnover(JPY)	Share	PI (bps)
1570 NFNKLV	66,860,019,680	16.61%	2.82
1357 NFNKDOUB	15,159,421,579	16.71%	9.78
1458 RK 225LV	11,380,832,786	13.15%	2.14
1360 NKBEAR-2	6,063,001,683	9.41%	3.26
1459 RK 225DI	5,370,801,137	9.02%	2.04
1579 225 BULL	5,314,650,480	14.90%	2.20
1671 WTI ETF	1,988,545,826	18.95%	2.14
1321 NFNK225	1,493,135,839	5.41%	0.98
1699 NFOIL	1,393,735,648	39.70%	18.28
1552 VIXSHORT	866,193,834	4.59%	1.94

## Top 10 Stocks by Market Share

### Topix 100

Stock	Share	Turnover(JPY)	PI (bps)
9022 JR CENT	21.19%	6,875,558,910	1.62
7832 BANNAMHD	17.33%	1,834,655,810	1.71
4519 CHUGAIP	15.71%	6,417,694,810	1.30
9735 SECOM	15.03%	1,111,912,480	1.96
4661 OLC	14.96%	3,177,347,220	1.64
9983 FASTRET	14.65%	18,990,331,300	1.13
6902 DENSO	14.49%	2,982,728,870	1.22
8697 JPX	14.38%	697,214,700	1.66
4528 ONOPHAM	13.76%	589,879,840	1.67
2413 M3	13.57%	4,062,444,770	1.03

### Nikkei 225

Stock	Share	Turnover(JPY)	PI (bps)
1333 MARUNICI	25.96%	240,087,570	2.71
9022 JR CENT	21.19%	6,875,558,910	1.62
7832 BANNAMHD	17.33%	1,834,655,810	1.71
4519 CHUGAIP	15.71%	6,417,694,810	1.30
5101 YKHA-RB	15.23%	425,692,940	2.76
9412 SKYPER J	15.14%	160,887,940	7.55
9735 SECOM	15.03%	1,111,912,480	1.96
9983 FASTRET	14.65%	18,990,331,300	1.13
6902 DENSO	14.49%	2,982,728,870	1.22
8697 JPX	14.38%	697,214,700	1.66

### Topix Mid400

Stock	Share	Turnover(JPY)	PI (bps)
1333 MARUNICI	25.96%	240,087,570	2.71
3591 WACOALHD	23.25%	165,322,170	3.15
1951 KYOWAEX	20.96%	505,285,350	2.17
6134 FUJICORP	19.75%	190,997,970	2.83
3360 SHIP HD	19.60%	214,412,300	2.23
7337 HIROGINH	18.95%	129,460,540	4.33
3765 GUNGHO	18.60%	298,077,100	2.89
7313 TS TECH	18.07%	223,390,180	3.25
6465 HOSIZAKI	16.76%	482,941,000	5.36
6136 OSG	16.75%	330,708,910	2.79

### Small & Others

Stock	Share	Turnover(JPY)	PI (bps)
8918 LAND	56.36%	238,420,580	375.16
7739 CANON E	19.45%	118,218,820	3.46
2337 ICHIGO	17.46%	158,100,260	10.24
9424 JPN-COMM	15.34%	156,409,550	13.04
9412 SKYPER J	15.14%	160,887,940	7.55
8585 OR.CORP	14.47%	259,527,550	18.27
6532 BAYCURNT	14.29%	8,460,049,000	5.89
6058 VECTOR	14.13%	1,191,664,360	4.28
8358 SURGABK	13.90%	241,553,150	9.20
7599 IDOM	13.89%	1,766,863,040	3.36

### Mothers

Stock	Share	Turnover(JPY)	PI (bps)
2370 MEDINET	21.78%	289,238,790	30.34
6521 OXIDE	18.74%	1,187,655,700	6.68
4490 VISASQ	17.14%	619,595,700	7.23
4488 AIINSIDE	16.81%	292,152,600	5.02
4485 JTOWER	16.28%	639,539,200	5.76
4168 YAPPLI	15.95%	137,291,100	11.02
4055 T&S	15.55%	123,219,300	7.33
7095 MACBEEP	15.46%	396,678,900	8.35
7094 NEXSTONE	15.28%	503,099,850	6.36
6597 HPC SYS	15.01%	155,051,500	9.53

### JASDAQ

Stock	Share	Turnover(JPY)	PI (bps)
6628 ONKYOHE	96.03%	2,413,757,260	1761.23
6957 SHIBAU	17.59%	115,585,050	11.88
2437 SHINWISE	14.89%	165,218,880	9.42
6614 SIKINOHT	14.68%	1,716,068,600	5.44
3891 KODOSHI	14.67%	227,155,350	7.05
6666 RIVER EL	13.97%	185,792,300	4.82
2702 MCDNALD	13.87%	989,634,800	2.54
6324 HARMONC	13.74%	407,080,000	5.12
8256 MARUMIT	12.96%	1,557,138,430	7.99
3390 INEST	12.73%	317,195,110	26.73

### Second Section

Stock	Share	Turnover(JPY)	PI (bps)
9318 ASIADAVE	50.83%	103,684,330	522.47
6993 DAIKOKYA	16.95%	1,288,504,270	25.23
3856 ABALANCE	16.63%	427,750,700	8.74
7412 ATOM	12.54%	114,530,240	3.50
3647 GTHREEHD	12.45%	370,383,710	6.81
6882 SANSHA	12.20%	146,192,500	5.73
8925 ARDEPRO	10.96%	135,530,340	36.68
3377 BIKE O	10.08%	1,199,091,820	4.06
3021 PCNET	9.97%	120,550,200	7.78
6366 CHIYODA	8.95%	381,403,460	5.56

### ETFs & REITs

Stock	Share	Turnover(JPY)	PI (bps)
1699 NFOIL	39.70%	1,393,735,648	18.28
1356 TPXBEAR2	30.61%	673,233,775	2.52
1571 NFNKIV	26.02%	512,817,248	2.46
1540 JPP GLD	21.47%	365,784,749	4.32
1671 WTI ETF	18.95%	1,988,545,826	2.14
1366 DW 225DI	18.25%	422,533,320	2.21
1357 NFNKDOUB	16.71%	15,159,421,579	9.78
1570 NFNKLV	16.61%	66,860,019,680	2.82
1579 225 BULL	14.90%	5,314,650,480	2.20
1615 NFBANKS	14.87%	101,862,100	17.96

## Top 10 Stocks by PI

### Topix 100

Stock	PI (bps)	Turnover(JPY)	Share
8604 NOMRAHD	3.05	337,729,380	2.79%
8308 RESONA	2.50	299,023,560	3.48%
5020 ENEOS	2.40	776,460,870	3.67%
7201 NISSAN	1.97	901,282,660	4.57%
9735 SECOM	1.96	1,111,912,480	15.03%
4689 ZHD	1.87	1,230,554,560	7.19%
8601 DAIWASG	1.87	265,981,980	4.35%
8830 SMIRE&D	1.85	806,139,890	8.79%
1925 DAIW-HS	1.81	874,828,760	9.60%
7741 HOYA	1.79	1,817,546,640	9.85%

### Nikkei 225

Stock	PI (bps)	Turnover(JPY)	Share
7211 MMC	12.31	1,868,896,190	14.17%
6472 NTN	11.56	458,280,410	10.63%
9501 TEPCOHD	9.55	1,200,668,980	10.20%
7186 CONCRDIA	9.53	431,541,360	12.39%
2768 SOJITZ	9.15	931,470,020	8.60%
7762 CITIZEN	8.43	219,809,560	11.00%
9412 SKYPER J	7.55	160,887,940	15.14%
7003 MTI E&S	6.20	132,727,200	8.45%
4005 SMICHEM	6.15	1,957,678,830	14.19%
6506 YASKAWA	6.07	3,044,190,300	10.60%

### Topix Mid400

Stock	PI (bps)	Turnover(JPY)	Share
8410 SEVEN BK	15.25	403,571,130	13.33%
7167 MEBUKIFG	13.75	296,339,340	10.02%
7211 MMC	12.31	1,868,896,190	14.17%
6472 NTN	11.56	458,280,410	10.63%
8359 82-BANK	10.10	112,879,130	11.24%
9501 TEPCOHD	9.55	1,200,668,980	10.20%
7186 CONCRDIA	9.53	431,541,360	12.39%
2768 SOJITZ	9.15	931,470,020	8.60%
8111 GOLDWIN	6.72	206,075,400	5.89%
9831 YAMADAHD	6.26	801,841,640	12.62%

### Small & Others

Stock	PI (bps)	Turnover(JPY)	Share
8918 LAND	375.16	238,420,580	56.36%
8585 OR.CORP	18.27	259,527,550	14.47%
9424 JPN-COMM	13.04	156,409,550	15.34%
7014 NAMURA	12.84	111,446,700	9.08%
6632 JVCKW	12.00	1,061,419,630	9.72%
4733 OBC	11.49	152,659,300	9.00%
2337 ICHIGO	10.24	158,100,260	17.46%
8016 ONWARDHD	9.22	178,067,650	13.40%
7527 SYSSOFT	9.20	624,523,450	10.51%
3922 PRTIMES	9.20	158,200,350	12.08%

### Mothers

Stock	PI (bps)	Turnover(JPY)	Share
4564 OTS	34.39	310,380,900	12.90%
2370 MEDINET	30.34	289,238,790	21.78%
7345 AIPARTNE	17.71	128,493,000	11.57%
4168 YAPPLI	11.02	137,291,100	15.95%
4933 INE	10.51	169,343,100	9.28%
4177 I-PLUG	10.32	237,331,900	12.48%
4194 VISIONAL	10.12	115,222,500	12.96%
4425 KUDAN	9.89	117,499,800	13.49%
6597 HPC SYS	9.53	155,051,500	15.01%
7095 MACBEEP	8.35	396,678,900	15.46%

### JASDAQ

Stock	PI (bps)	Turnover(JPY)	Share
6628 ONKYOHE	1761.23	2,413,757,260	96.03%
7610 TAY TWO	32.79	102,927,820	12.13%
3390 INEST	26.73	317,195,110	12.73%
6957 SHIBAU	11.88	115,585,050	17.59%
6736 SUN	11.07	105,661,090	9.33%
2437 SHINWISE	9.42	165,218,880	14.89%
8927 MEIHOEN	9.10	225,619,820	5.59%
7826 FURUYAMT	8.45	155,564,200	10.19%
8256 MARUMIT	7.99	1,557,138,430	12.96%
3891 KODOSHI	7.05	227,155,350	14.67%

### Second Section

Stock	PI (bps)	Turnover(JPY)	Share
9318 ASIADVEVE	522.47	103,684,330	50.83%
8925 ARDEPRO	36.68	135,530,340	10.96%
6993 DAIKOKYA	25.23	1,288,504,270	16.95%
6775 TB GROUP	13.90	179,412,640	4.89%
6125 OKMTO M	9.49	101,918,200	8.14%
3856 ABALANCE	8.74	427,750,700	16.63%
3021 PCNET	7.78	120,550,200	9.97%
3647 GTHREEHD	6.81	370,383,710	12.45%
6882 SANSHA	5.73	146,192,500	12.20%
6366 CHIYODA	5.56	381,403,460	8.95%

### ETFs & REITs

Stock	PI (bps)	Turnover(JPY)	Share
1699 NFOIL	18.28	1,393,735,648	39.70%
1615 NFBANKS	17.96	101,862,100	14.87%
1357 NFNKDOUB	9.78	15,159,421,579	16.71%
8985 JHR	4.91	437,296,900	11.53%
3476 R MIRAI	4.33	128,515,760	8.67%
1540 JPP GLD	4.32	365,784,749	21.47%
8951 NBF	3.27	109,436,200	1.61%
1360 NKBEAR-2	3.26	6,063,001,683	9.41%
8963 INV	3.16	289,973,700	5.97%
3282 COMFORIA	3.14	102,579,050	5.00%