

## Market Report for the Week of July 26, 2021

### Daily Averages

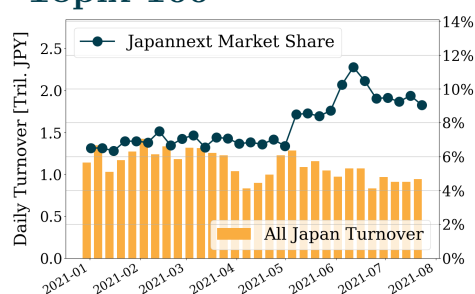
Universe	Turnover(JPY)	Volume	Share	PI (bps)	Symbols
All Market	227,905,301,555	425,054,757	8.94 %	6.47	3207
Topix100	85,121,890,620	19,127,620	9.04 %	1.11	99
Nikkei 225	95,876,455,172	38,732,020	8.42 %	2.19	225
TopixMid400	66,836,481,630	31,819,820	8.56 %	3.35	397
Small & Others	24,836,145,954	23,473,980	7.51 %	5.13	1497
Mothers & Jasdaq	16,034,808,762	317,122,520	8.71 %	89.73	791
ETFs & REITs	32,372,820,517	16,786,337	11.40 %	3.74	130

All Market  
**8.9 %**

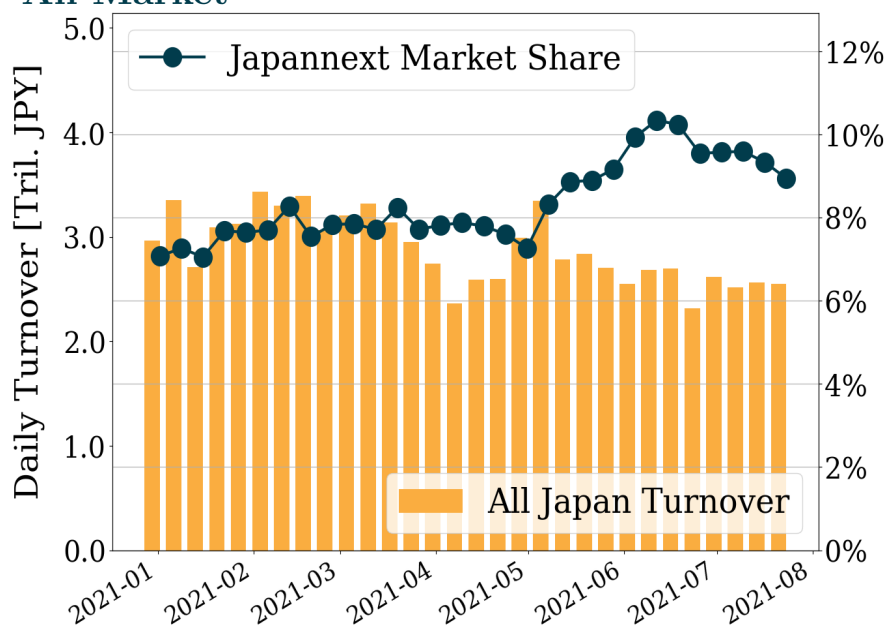
Topix 100  
**9.0 %**

Nikkei 225  
**8.4 %**

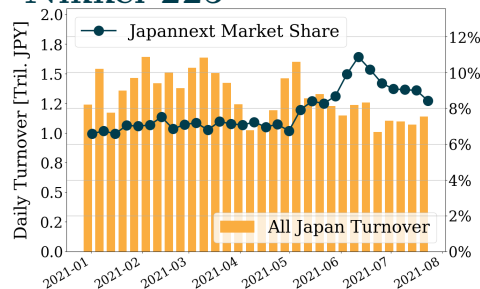
#### Topix 100



#### All Market



#### Nikkei 225



#### Top Stocks by Turnover

Stock	Turnover(JPY)	Share	PI (bps)
1570 NFNKLV	80,139,399,199	15.83%	2.80
6920 LASRTEC	51,413,504,500	13.49%	1.17
9984 SOFTBNKG	34,430,610,590	7.88%	0.46
7974 NINTEND	27,666,827,500	12.79%	1.07
1357 NFNKDOUB	25,005,574,023	17.42%	9.40

#### Top Stocks by Market Share

Stock	Turnover(JPY)	Share	PI (bps)
6628 ONKYOHE	2,249,512,360	93.05%	2801.23
8918 LAND	170,089,000	72.93%	390.51
9318 ASIADAVE	412,463,920	64.00%	533.89
1699 NFOIL	1,249,491,440	27.84%	18.69
1571 NFNKIV	800,204,006	22.80%	2.54

#### Top Stocks by Price Improvement

Stock	Turnover(JPY)	Share	PI (bps)
6628 ONKYOHE	2,249,512,360	93.05%	2801.23
9318 ASIADAVE	412,463,920	64.00%	533.89
8918 LAND	170,089,000	72.93%	390.51
8925 ARDEPRO	207,078,860	11.76%	35.43
4564 OTS	100,972,930	17.01%	33.11

#### Top Stocks by Savings

Stock	Turnover(JPY)	Share	Savings
6628 ONKYOHE	2,249,512,360	93.05%	318,635,000
1570 NFNKLV	80,139,399,199	15.83%	18,793,168
1357 NFNKDOUB	25,005,574,023	17.42%	18,361,701
9318 ASIADAVE	412,463,920	64.00%	14,298,210
6920 LASRTEC	51,413,504,500	13.49%	5,464,600

- ▶ Analysis is based on Japannext and Refinitiv data. Small & Others = First Section - TPX500.
- ▶ All Japan Turnover = Japannext (J+X+U+N) + TSE (excl. Tostnet) + Chi-X (Chi-Alpha + Chi-Select excl. Chi-Match). Market Share = Japannext turnover / All Japan Turnover.
- ▶ Opening and Closing auction trades on the TSE are excluded from calculations.
- ▶ Price Improvement (PI) and Savings (PI\*volume) are calculated by comparing the execution price against the primary market's best bid for each sell or best offer for each buy at the point of execution from the taker's perspective. Reported PI is a value-weighted average. Names with weekly traded value less than 100,000,000 JPY are excluded from the rankings tables.

## Top 10 Stocks by Turnover

### Topix 100

Stock	Turnover(JPY)	Share	PI (bps)
9984 SOFTBNKG	34,430,610,590	7.88%	0.46
7974 NINTEND	27,666,827,500	12.79%	1.07
9983 FASTRET	22,691,521,200	14.46%	0.97
6861 KEYENCE	19,911,508,900	13.68%	1.38
6758 SONY G	18,472,126,010	10.17%	1.25
6594 NIDEC	12,519,657,520	9.73%	1.22
8035 TKOELCN	11,785,644,470	9.95%	0.95
6954 FANUC	11,277,971,180	12.03%	1.13
2413 M3	10,787,754,570	10.25%	0.85
7203 TOYOTA	10,500,140,670	6.31%	0.53

### Nikkei 225

Stock	Turnover(JPY)	Share	PI (bps)
9984 SOFTBNKG	34,430,610,590	7.88%	0.46
9983 FASTRET	22,691,521,200	14.46%	0.97
6758 SONY G	18,472,126,010	10.17%	1.25
8035 TKOELCN	11,785,644,470	9.95%	0.95
9101 NYKLINE	11,657,738,700	10.63%	5.16
6954 FANUC	11,277,971,180	12.03%	1.13
2413 M3	10,787,754,570	10.25%	0.85
7203 TOYOTA	10,500,140,670	6.31%	0.53
9022 JR CENT	9,269,841,560	21.22%	1.59
9104 MTI-OSK	9,211,148,400	11.31%	4.85

### Topix Mid400

Stock	Turnover(JPY)	Share	PI (bps)
6920 LASRTEC	51,413,504,500	13.49%	1.17
9101 NYKLINE	11,657,738,700	10.63%	5.16
9104 MTI-OSK	9,211,148,400	11.31%	4.85
6723 RENESAS	7,782,947,910	8.25%	2.53
6857 ADVNTST	7,428,452,200	8.64%	3.35
6762 TDK	5,309,561,500	8.67%	2.61
4755 RAKUTENG	5,164,873,860	8.14%	2.59
6506 YASKAWA	4,919,840,400	11.86%	5.75
3038 KOBE BSN	4,411,746,100	11.87%	3.67
7211 MMC	4,288,763,320	10.48%	10.82

### Small & Others

Stock	Turnover(JPY)	Share	PI (bps)
8698 MONEX G	8,359,481,920	10.84%	3.87
6532 BAYCURNT	7,704,876,000	14.07%	4.76
9519 RENOVA	4,886,346,100	12.03%	4.55
9107 K-LINE	3,089,075,450	9.35%	4.00
6951 JEOL	2,346,966,400	10.67%	4.41
6967 SINKOEI	2,198,531,300	8.62%	4.07
6966 MTI-HTC	2,025,650,400	10.98%	5.31
1419 TAMAHOME	1,765,733,150	4.94%	1.94
6768 TAMURA	1,524,939,740	8.38%	3.22
7527 SYSSOFT	1,518,201,340	9.64%	8.78

### Mothers

Stock	Turnover(JPY)	Share	PI (bps)
4934 PANTI-AG	4,186,490,300	11.14%	2.14
7373 AIDMA HD	3,087,728,900	11.44%	6.12
7379 CIRCUCU	2,835,334,200	3.27%	4.64
4068 BASIS	2,534,233,600	9.99%	4.48
7370 ENJIN	2,433,419,650	10.89%	3.94
7342 WEALTHNV	2,405,404,450	7.74%	2.06
4385 MERCARI	2,149,345,900	12.55%	3.85
4485 JTOWER	2,120,673,200	13.60%	4.07
4477 BASE	2,049,795,910	6.62%	2.47
4436 MINKABU	2,027,367,700	14.11%	3.38

### JASDAQ

Stock	Turnover(JPY)	Share	PI (bps)
1407 WEST HD	2,253,733,750	12.16%	4.92
6628 ONKYOHE	2,249,512,360	93.05%	2801.23
4582 SYMBIO	1,868,137,950	8.61%	2.33
6890 FERROTEC	1,051,214,260	9.02%	2.69
2702 MCDNALD	1,046,529,250	14.77%	2.63
6614 SIKINOHT	767,919,700	15.07%	7.02
8256 MARUMIT	734,841,430	10.11%	7.68
6324 HARMONC	710,435,500	13.77%	4.85
7564 WORKMAN	688,554,200	10.65%	3.45
5699 IBOKIN	613,175,550	19.73%	8.78

### Second Section

Stock	Turnover(JPY)	Share	PI (bps)
3377 BIKE O	2,212,102,720	10.85%	3.84
6993 DAIKOKYA	1,527,930,800	12.86%	23.10
3856 ABALANCE	1,439,013,100	14.04%	8.00
3663 ARTSPARK	1,021,222,890	12.20%	5.85
3825 REMIX	506,423,980	11.94%	17.51
6366 CHIYODA	428,702,250	6.18%	5.88
9318 ASIADAVE	412,463,920	64.00%	533.89
8135 ZETT	409,259,690	5.58%	7.71
6955 FDK	329,544,370	9.49%	3.79
3647 GTHREEHD	318,153,320	11.37%	8.34

### ETFs & REITs

Stock	Turnover(JPY)	Share	PI (bps)
1570 NFNKLV	80,139,399,199	15.83%	2.80
1357 NFNKDOUB	25,005,574,023	17.42%	9.40
1458 RK 225LV	16,550,269,193	13.58%	2.15
1459 RK 225DI	7,147,919,991	11.47%	2.05
1360 NKBEAR-2	7,061,124,716	9.11%	3.17
1579 225 BULL	5,112,169,100	11.78%	2.22
1321 NFNK225	1,845,296,101	5.43%	1.10
1365 DW 225LV	1,306,314,790	13.88%	2.53
1671 WTI ETF	1,266,428,374	10.79%	2.09
1699 NFOIL	1,249,491,440	27.84%	18.69

## Top 10 Stocks by Market Share

### Topix 100

Stock	Share	Turnover(JPY)	PI (bps)
9022 JR CENT	21.22%	9,269,841,560	1.59
9983 FASTRET	14.46%	22,691,521,200	0.97
6861 KEYENCE	13.68%	19,911,508,900	1.38
4661 OLC	13.62%	5,398,715,350	1.43
7832 BANNAMHD	13.15%	1,891,391,930	1.69
4528 ONOPHAM	12.86%	1,270,036,950	1.42
7974 NINTEND	12.79%	27,666,827,500	1.07
9202 ANA	12.66%	5,704,110,760	0.97
4523 EISAI	12.47%	8,104,943,140	0.90
4578 OTSUKAHD	12.28%	945,185,970	1.44

### Nikkei 225

Stock	Share	Turnover(JPY)	PI (bps)
9022 JR CENT	21.22%	9,269,841,560	1.59
1333 MARUNICI	20.62%	322,765,680	2.64
6302 SHI	16.95%	992,256,100	5.45
9412 SKYPER J	16.81%	292,947,360	7.35
6361 EBARA	15.17%	1,727,877,700	5.07
7186 CONCRDIA	14.79%	724,667,200	8.07
5101 YKHA-RB	14.75%	539,233,460	2.67
9983 FASTRET	14.46%	22,691,521,200	0.97
2282 NH FOODS	14.14%	757,991,000	3.45
5019 IDEMITSU	13.36%	966,830,140	1.57

### Topix Mid400

Stock	Share	Turnover(JPY)	PI (bps)
1333 MARUNICI	20.62%	322,765,680	2.64
3591 WACOALHD	19.50%	255,940,300	2.94
6302 SHI	16.95%	992,256,100	5.45
3288 OPENHOUS	15.50%	1,144,131,500	6.08
9003 SOTETSU	15.24%	325,014,180	2.51
6361 EBARA	15.17%	1,727,877,700	5.07
6465 HOSIZAKI	15.17%	1,010,305,400	4.52
2809 KEWPIE	15.06%	418,459,680	2.42
7186 CONCRDIA	14.79%	724,667,200	8.07
5101 YKHA-RB	14.75%	539,233,460	2.67

### Small & Others

Stock	Share	Turnover(JPY)	PI (bps)
8918 LAND	72.93%	170,089,000	390.51
8714 SENSUIK	18.36%	134,115,450	15.58
2337 ICHIGO	17.32%	195,664,440	8.76
9412 SKYPER J	16.81%	292,947,360	7.35
6564 MIDAC	14.58%	1,401,018,950	8.23
9424 JPN-COMM	14.17%	281,507,300	11.84
6532 BAYCURNT	14.07%	7,704,876,000	4.76
3445 RSTECH	13.55%	119,090,600	8.39
2791 DAIKOTE	13.52%	182,121,500	7.44
3608 TSI HD	13.33%	162,762,430	8.89

### Mothers

Stock	Share	Turnover(JPY)	PI (bps)
2370 MEDINET	19.75%	264,400,870	31.48
6521 OXIDE	18.39%	770,326,300	7.63
7092 FFJ	17.51%	212,494,050	7.26
4564 OTS	17.01%	100,972,930	33.11
4168 YAPPLI	16.22%	165,534,550	9.38
4880 CELLSOUR	16.17%	389,641,900	4.84
4177 I-PLUG	15.37%	463,638,800	10.21
7095 MACBEEP	15.37%	404,577,700	7.40
4597 SOLASIA	15.08%	114,856,480	19.83
2150 CARENET	14.78%	1,912,319,600	5.96

### JASDAQ

Stock	Share	Turnover(JPY)	PI (bps)
6628 ONKYOHE	93.05%	2,249,512,360	2801.23
5699 IBOKIN	19.73%	613,175,550	8.78
6145 NITTOKU	16.07%	102,356,200	8.35
4978 REPROCEL	15.50%	122,807,540	9.10
6614 SIKINOHT	15.07%	767,919,700	7.02
2702 MCDNALD	14.77%	1,046,529,250	2.63
7826 FURUYAMT	14.29%	451,792,300	7.61
3390 INEST	14.21%	111,732,990	27.64
6324 HARMONC	13.77%	710,435,500	4.85
4193 FABRICA	13.27%	480,624,400	7.03

### Second Section

Stock	Share	Turnover(JPY)	PI (bps)
9318 ASIADAVE	64.00%	412,463,920	533.89
3856 ABALANCE	14.04%	1,439,013,100	8.00
5816 ONAMBA	13.39%	130,137,240	6.73
6125 OKMTO M	13.11%	208,674,100	9.99
6993 DAIKOKYA	12.86%	1,527,930,800	23.10
7412 ATOM	12.74%	145,747,660	3.07
3663 ARTSPARK	12.20%	1,021,222,890	5.85
3825 REMIX	11.94%	506,423,980	17.51
6882 SANSHA	11.83%	102,636,090	5.49
8925 ARDEPRO	11.76%	207,078,860	35.43

### ETFs & REITs

Stock	Share	Turnover(JPY)	PI (bps)
1699 NFOIL	27.84%	1,249,491,440	18.69
1571 NFNKIV	22.80%	800,204,006	2.54
1540 JPP GLD	22.43%	579,210,575	4.57
1366 DW 225DI	21.09%	698,455,207	2.42
1357 NFNKDOUB	17.42%	25,005,574,023	9.40
1570 NFNKLV	15.83%	80,139,399,199	2.80
1356 TPXBEAR2	14.47%	344,373,697	2.70
1365 DW 225LV	13.88%	1,306,314,790	2.53
1458 RK 225LV	13.58%	16,550,269,193	2.15
1579 225 BULL	11.78%	5,112,169,100	2.22

## Top 10 Stocks by PI

### Topix 100

Stock	PI (bps)	Turnover(JPY)	Share
8308 RESONA	2.43	518,584,000	3.12%
5020 ENEOS	2.19	1,266,388,060	5.78%
7201 NISSAN	2.06	3,614,306,150	4.69%
9735 SECOM	1.90	2,164,514,570	12.18%
4689 ZHD	1.88	3,122,067,670	6.48%
8604 NOMRAHD	1.87	490,039,560	2.78%
8830 SMIRE&D	1.84	1,703,179,680	10.94%
1925 DAIW-HS	1.80	1,181,673,940	7.80%
8601 DAIWASG	1.80	467,843,450	4.42%
8309 SMTRUST	1.78	1,538,293,480	10.37%

### Nikkei 225

Stock	PI (bps)	Turnover(JPY)	Share
6472 NTN	10.84	861,009,660	11.21%
7211 MMC	10.82	4,288,763,320	10.48%
9501 TEPCOHD	10.22	3,540,589,070	10.28%
2768 SOJITZ	8.52	1,509,699,980	8.83%
7186 CONCRDIA	8.07	724,667,200	14.79%
9412 SKYPER J	7.35	292,947,360	16.81%
7762 CITIZEN	6.83	458,300,840	13.25%
7003 MTI E&S	5.97	128,858,920	7.04%
6506 YASKAWA	5.75	4,919,840,400	11.86%
6103 OKUMA	5.51	345,698,500	10.23%

### Topix Mid400

Stock	PI (bps)	Turnover(JPY)	Share
8410 SEVEN BK	15.07	693,781,580	14.75%
7167 MEBUKIFG	13.45	584,901,990	12.32%
6472 NTN	10.84	861,009,660	11.21%
7211 MMC	10.82	4,288,763,320	10.48%
9501 TEPCOHD	10.22	3,540,589,070	10.28%
8334 GUNMABK	8.52	131,762,940	13.75%
2768 SOJITZ	8.52	1,509,699,980	8.83%
8359 82-BANK	8.42	171,047,990	10.32%
7186 CONCRDIA	8.07	724,667,200	14.79%
5471 DAID-ST	6.25	511,009,400	8.67%

### Small & Others

Stock	PI (bps)	Turnover(JPY)	Share
8918 LAND	390.51	170,089,000	72.93%
2353 NP-PARK	19.32	287,006,470	12.72%
8585 OR.CORP	19.17	394,368,930	12.62%
3202 DAITOBO	16.72	475,735,970	6.71%
8714 SENSUIK	15.58	134,115,450	18.36%
7838 KR-PRINT	14.30	251,117,580	3.75%
7014 NAMURA	12.70	262,876,180	10.40%
6632 JVCKW	11.96	435,023,900	9.54%
9424 JPN-COMM	11.84	281,507,300	14.17%
7908 KIMOTO	10.97	190,924,970	9.41%

### Mothers

Stock	PI (bps)	Turnover(JPY)	Share
4564 OTS	33.11	100,972,930	17.01%
2370 MEDINET	31.48	264,400,870	19.75%
4597 SOLASIA	19.83	114,856,480	15.08%
6612 BALMUDA	11.08	122,924,000	8.61%
4498 CYBRTRST	10.71	165,055,400	10.32%
4194 VISIONAL	10.43	267,570,000	10.72%
4177 I-PLUG	10.21	463,638,800	15.37%
6597 HPC SYS	10.06	108,980,050	12.06%
4933 INE	9.86	168,128,500	10.91%
4168 YAPPLI	9.38	165,534,550	16.22%

### JASDAQ

Stock	PI (bps)	Turnover(JPY)	Share
6628 ONKYOHE	2801.23	2,249,512,360	93.05%
3390 INEST	27.64	111,732,990	14.21%
2315 CAICA	15.30	162,352,350	12.54%
9478 SE H&I	14.11	242,550,590	11.88%
6736 SUN	12.50	151,680,770	11.71%
7071 AMVIS	10.99	107,666,800	8.32%
8927 MEIHOEN	10.64	544,171,560	6.21%
7777 3DMATRIX	9.99	244,809,510	12.50%
4978 REPROCEL	9.10	122,807,540	15.50%
5699 IBOKIN	8.78	613,175,550	19.73%

### Second Section

Stock	PI (bps)	Turnover(JPY)	Share
9318 ASIADVEVE	533.89	412,463,920	64.00%
8925 ARDEPRO	35.43	207,078,860	11.76%
6993 DAIKOKYA	23.10	1,527,930,800	12.86%
3825 REMIX	17.51	506,423,980	11.94%
2788 APPLEIN	11.51	116,878,710	10.44%
6125 OKMTO M	9.99	208,674,100	13.11%
6946 NP-AVIO	9.67	100,414,850	7.49%
3647 GTHREEHD	8.34	318,153,320	11.37%
3856 ABALANCE	8.00	1,439,013,100	14.04%
8135 ZETT	7.71	409,259,690	5.58%

### ETFs & REITs

Stock	PI (bps)	Turnover(JPY)	Share
1699 NFOIL	18.69	1,249,491,440	27.84%
1357 NFNKDOUB	9.40	25,005,574,023	17.42%
1540 JPP GLD	4.57	579,210,575	22.43%
8985 JHR	4.32	705,174,930	10.89%
3476 R MIRAI	4.17	192,070,520	8.20%
8964 FRONRE	3.74	196,633,500	6.05%
3468 STARASIA	3.72	130,634,510	6.29%
8963 INV	3.42	755,146,265	8.92%
3453 KENEDIXR	3.39	175,289,890	6.74%
1360 NKBEAR-2	3.17	7,061,124,716	9.11%