

## Market Report for the Week of August 02, 2021

### Daily Averages

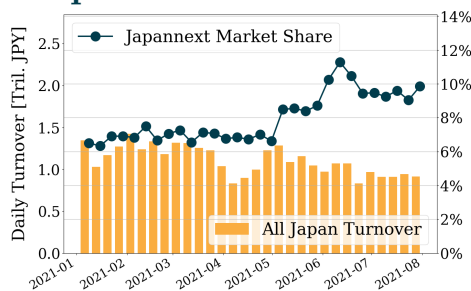
Universe	Turnover(JPY)	Volume	Share	PI (bps)	Symbols
All Market	240,395,695,940	114,422,457	9.24 %	3.15	3228
Topix100	90,141,983,012	21,383,000	9.85 %	1.15	99
Nikkei 225	121,537,541,516	44,248,800	9.27 %	2.40	225
TopixMid400	80,679,869,906	33,891,500	8.81 %	3.48	398
Small & Others	26,654,580,326	22,880,400	7.63 %	4.90	1504
Mothers & Jasdaj	15,562,883,752	11,139,300	9.76 %	6.15	796
ETFs & REITs	24,944,069,732	12,093,197	10.68 %	3.64	127

All Market  
**9.2 %**

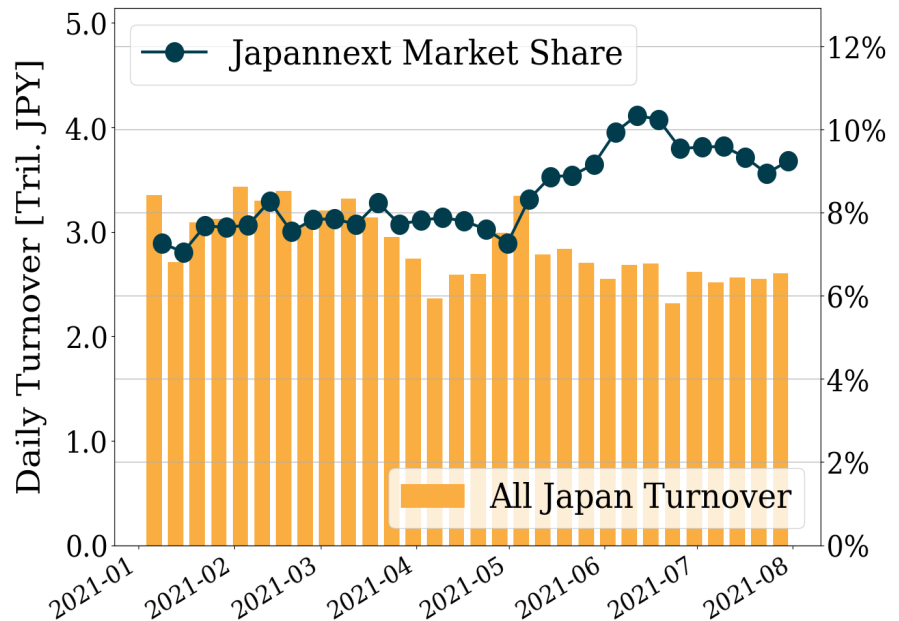
Topix 100  
**9.8 %**

Nikkei 225  
**9.3 %**

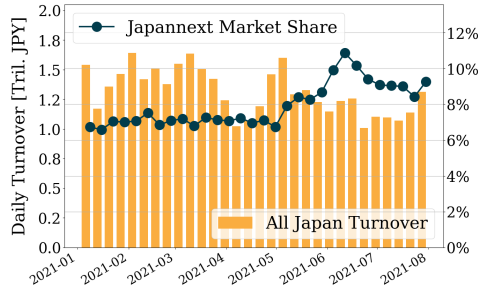
#### Topix 100



#### All Market



#### Nikkei 225



#### Top Stocks by Turnover

Stock	Turnover(JPY)	Share	PI (bps)
9101 NYKLINE	64,764,215,900	10.16%	3.54
1570 NFNKLV	58,523,918,683	14.97%	2.79
9104 MTI-OSK	44,218,027,300	11.86%	4.43
7974 NINTEND	42,869,065,600	13.20%	1.10
6920 LASRTEC	33,322,233,300	12.72%	1.14

#### Top Stocks by Market Share

Stock	Turnover(JPY)	Share	PI (bps)
8918 LAND	147,325,910	75.58%	327.34
9318 ASIADAVE	223,018,260	72.13%	480.21
7254 UNIVANCE	123,367,630	30.90%	10.50
9022 JR CENT	10,406,365,130	23.62%	1.81
1571 NFNKIV	337,036,893	23.28%	2.56

#### Top Stocks by Price Improvement

Stock	Turnover(JPY)	Share	PI (bps)
9318 ASIADAVE	223,018,260	72.13%	480.21
8918 LAND	147,325,910	75.58%	327.34
6740 JDI	156,666,900	16.15%	109.52
9073 KYOGOKU	122,243,130	12.26%	93.00
7634 HOSHIIR	443,176,050	10.00%	42.10

#### Top Stocks by Savings

Stock	Turnover(JPY)	Share	Savings
9101 NYKLINE	64,764,215,900	10.16%	19,834,800
9104 MTI-OSK	44,218,027,300	11.86%	17,462,300
1570 NFNKLV	58,523,918,683	14.97%	13,422,164
1357 NFNKDOUB	16,712,769,504	15.59%	12,555,497
9318 ASIADAVE	223,018,260	72.13%	5,721,730

- ▶ Analysis is based on Japannext and Refinitiv data. Small & Others = First Section - TPX500.
- ▶ All Japan Turnover = Japannext (J+X+U+N) + TSE (excl. Tostnet) + Chi-X (Chi-Alpha + Chi-Select excl. Chi-Match). Market Share = Japannext turnover / All Japan Turnover.
- ▶ Opening and Closing auction trades on the TSE are excluded from calculations.
- ▶ Price Improvement (PI) and Savings (PI\*volume) are calculated by comparing the execution price against the primary market's best bid for each sell or best offer for each buy at the point of execution from the taker's perspective. Reported PI is a value-weighted average. Names with weekly traded value less than 100,000,000 JPY are excluded from the rankings tables.

## Top 10 Stocks by Turnover

### Topix 100

Stock	Turnover(JPY)	Share	PI (bps)
7974 NINTEND	42,869,065,600	13.20%	1.10
9984 SOFTBNKG	23,391,635,280	10.00%	0.48
6758 SONY G	21,014,278,300	12.50%	1.20
9983 FASTRET	20,356,746,600	16.15%	0.99
7203 TOYOTA	19,874,071,150	7.90%	1.01
5401 NSTEEL	15,962,004,640	11.90%	1.13
6861 KEYENCE	14,645,149,500	14.24%	1.36
8035 TKOELCN	11,027,009,570	9.93%	0.96
9022 JR CENT	10,406,365,130	23.62%	1.81
6367 DAIKINI	9,563,835,410	11.34%	1.06

### Nikkei 225

Stock	Turnover(JPY)	Share	PI (bps)
9101 NYKLINE	64,764,215,900	10.16%	3.54
9104 MTI-OSK	44,218,027,300	11.86%	4.43
9984 SOFTBNKG	23,391,635,280	10.00%	0.48
6758 SONY G	21,014,278,300	12.50%	1.20
9983 FASTRET	20,356,746,600	16.15%	0.99
7203 TOYOTA	19,874,071,150	7.90%	1.01
9107 K-LINE	16,848,696,800	11.30%	3.43
5401 NSTEEL	15,962,004,640	11.90%	1.13
8035 TKOELCN	11,027,009,570	9.93%	0.96
9022 JR CENT	10,406,365,130	23.62%	1.81

### Topix Mid400

Stock	Turnover(JPY)	Share	PI (bps)
9101 NYKLINE	64,764,215,900	10.16%	3.54
9104 MTI-OSK	44,218,027,300	11.86%	4.43
6920 LASRTEC	33,322,233,300	12.72%	1.14
9201 JAL	5,382,038,350	8.38%	1.02
6857 ADVNTST	4,672,527,500	7.94%	2.89
4751 CYBER A	4,592,281,160	9.05%	1.47
6723 RENESAS	4,436,267,740	8.92%	2.57
4755 RAKUTENG	4,431,343,210	8.32%	2.36
3994 MFORWARD	4,022,033,800	9.75%	5.40
5411 JFE HD	3,638,023,780	7.62%	2.04

### Small & Others

Stock	Turnover(JPY)	Share	PI (bps)
9107 K-LINE	16,848,696,800	11.30%	3.43
6532 BAYCURNT	9,203,023,000	13.54%	5.39
9519 RENOVA	4,880,110,300	12.19%	3.91
8698 MONEX G	4,258,959,340	13.47%	4.15
2174 GCA	2,595,053,500	20.44%	3.09
6966 MTI-HTC	2,049,082,300	11.16%	4.81
6967 SINKOEI	2,001,742,400	9.93%	3.57
9517 EREX	1,564,430,550	11.54%	5.39
9603 H.I.S.	1,507,224,930	7.82%	1.61
6315 TOWA	1,368,116,030	7.05%	2.19

### Mothers

Stock	Turnover(JPY)	Share	PI (bps)
4934 PANTI-AG	4,153,393,500	13.66%	2.14
4385 MERCARI	3,796,342,300	11.64%	3.96
4068 BASIS	3,490,195,300	12.62%	4.49
4485 JTOWER	2,629,644,600	14.15%	4.42
7370 ENJIN	2,554,831,150	10.72%	4.73
4477 BASE	2,368,681,780	8.91%	3.01
4075 BRAINS	1,912,832,130	5.50%	3.29
6027 BENG04CM	1,560,991,100	10.73%	6.51
7373 AIDMA HD	1,545,696,100	10.43%	6.57
7379 CIRCU	1,469,849,230	5.30%	3.69

### JASDAQ

Stock	Turnover(JPY)	Share	PI (bps)
4582 SYMBIO	3,106,960,220	11.02%	2.95
3891 KODOSHI	2,497,243,300	11.08%	5.65
1407 WEST HD	2,167,126,550	12.62%	7.27
2702 MCDNALD	1,268,091,600	14.18%	2.47
6890 FERROTEC	920,398,520	8.84%	2.51
5212 FUJIGLS	797,577,400	8.20%	4.65
6629 TECHNOHR	749,515,590	6.84%	4.04
6614 SIKINOHT	677,107,350	15.65%	8.55
7564 WORKMAN	661,510,000	12.96%	3.49
6324 HARMONC	630,187,900	12.42%	4.24

### Second Section

Stock	Turnover(JPY)	Share	PI (bps)
2778 PALEMOHD	1,441,686,760	6.00%	10.90
6993 DAIKOKYA	1,337,199,340	13.93%	26.39
3377 BIKE O	1,119,397,220	9.64%	4.06
3856 ABALANCE	1,097,423,900	17.08%	8.60
3663 ARTSPARK	592,865,410	12.64%	5.41
6366 CHIYODA	495,323,940	7.12%	6.73
6227 AIMECHAT	299,618,490	3.71%	3.91
6125 OKMTO M	247,130,000	8.80%	9.40
7412 ATOM	228,446,040	11.87%	2.99
9318 ASIADAVE	223,018,260	72.13%	480.21

### ETFs & REITs

Stock	Turnover(JPY)	Share	PI (bps)
1570 NFNKLV	58,523,918,683	14.97%	2.79
1357 NFNKDOUB	16,712,769,504	15.59%	9.41
1458 RK 225LV	13,657,490,821	16.59%	2.27
1459 RK 225DI	9,205,048,543	12.95%	2.25
1360 NKBEAR-2	4,752,712,507	8.11%	3.14
1579 225 BULL	3,798,311,790	5.55%	2.22
1321 NFNK225	1,528,936,191	7.48%	1.06
1699 NFOIL	988,104,308	19.27%	20.36
1671 WTI ETF	888,025,280	11.97%	2.17
1365 DW 225LV	777,670,381	16.58%	2.49

## Top 10 Stocks by Market Share

### Topix 100

Stock	Share	Turnover(JPY)	PI (bps)
9022 JR CENT	23.62%	10,406,365,130	1.81
7832 BANNAMHD	16.15%	4,096,108,630	1.91
9983 FASTRET	16.15%	20,356,746,600	0.99
4661 OLC	15.49%	4,943,378,640	1.48
6861 KEYENCE	14.24%	14,645,149,500	1.36
2413 M3	14.09%	7,982,024,640	0.97
6954 FANUC	13.84%	7,892,442,120	1.25
8697 JPX	13.37%	911,834,860	1.44
7974 NINTEND	13.20%	42,869,065,600	1.10
9735 SECOM	13.14%	1,618,410,130	1.67

### Nikkei 225

Stock	Share	Turnover(JPY)	PI (bps)
9022 JR CENT	23.62%	10,406,365,130	1.81
1333 MARUNICI	19.43%	317,878,210	3.12
7832 BANNAMHD	16.15%	4,096,108,630	1.91
9983 FASTRET	16.15%	20,356,746,600	0.99
5101 YKHA-RB	14.50%	515,769,820	2.56
9501 TEPCOHD	14.40%	2,689,410,840	11.89
8628 MATSUIS	14.23%	184,960,200	3.56
2413 M3	14.09%	7,982,024,640	0.97
6472 NTN	14.00%	1,064,183,370	11.73
6954 FANUC	13.84%	7,892,442,120	1.25

### Topix Mid400

Stock	Share	Turnover(JPY)	PI (bps)
6465 HOSIZAKI	22.10%	967,839,300	4.88
1333 MARUNICI	19.43%	317,878,210	3.12
3591 WACOALHD	19.08%	264,056,070	3.27
3360 SHIP HD	16.63%	393,065,030	2.71
2809 KEWPIE	16.00%	371,452,450	2.14
1951 KYOWAEX	15.80%	381,709,750	2.33
7180 KYUSHUFG	15.67%	105,241,300	8.05
9505 HKRK-PW	15.55%	237,592,210	4.57
9989 SUNDRUG	15.04%	691,917,300	4.38
6136 OSG	14.86%	348,036,390	2.60

### Small & Others

Stock	Share	Turnover(JPY)	PI (bps)
8918 LAND	75.58%	147,325,910	327.34
2174 GCA	20.44%	2,595,053,500	3.09
8897 TAKARAL	20.18%	174,557,710	8.69
6740 JDI	16.15%	156,666,900	109.52
6062 CHAMCARE	15.78%	156,015,950	2.65
8585 OR.CORP	15.56%	391,968,320	21.29
9424 JPN-COMM	15.37%	381,847,060	13.30
8848 LEOPC21	14.67%	171,483,020	19.28
3315 NIP-COKE	14.41%	165,325,030	25.38
7717 V TECH	14.30%	243,890,500	5.09

### Mothers

Stock	Share	Turnover(JPY)	PI (bps)
2370 MEDINET	19.80%	442,657,180	29.85
3496 AZOOM	16.89%	306,378,250	9.22
6521 OXIDE	16.40%	958,325,400	7.08
4170 KAIZENPF	16.32%	116,750,760	3.42
7095 MACBEEP	16.21%	225,200,200	8.52
7092 FFJ	16.15%	345,295,450	8.71
4880 CELLSOUR	15.77%	415,720,500	5.13
3911 AIMING	15.70%	187,535,510	7.69
4597 SOLASIA	15.68%	166,477,850	20.85
4436 MINKABU	14.37%	923,277,700	3.99

### JASDAQ

Stock	Share	Turnover(JPY)	PI (bps)
5699 IBOKIN	20.59%	280,998,600	8.85
4579 RAQUALIA	19.90%	101,303,560	5.82
4764 NEXUSB	18.99%	149,923,820	19.27
6614 SIKINOHT	15.65%	677,107,350	8.55
4193 FABRICA	15.55%	381,044,800	8.02
2315 CAICA	14.65%	113,172,680	16.14
4978 REPROCEL	14.22%	125,308,670	8.00
2702 MCDNALD	14.18%	1,268,091,600	2.47
7564 WORKMAN	12.96%	661,510,000	3.49
1407 WEST HD	12.62%	2,167,126,550	7.27

### Second Section

Stock	Share	Turnover(JPY)	PI (bps)
9318 ASIADAVE	72.13%	223,018,260	480.21
7254 UNIVANCE	30.90%	123,367,630	10.50
3825 REMIX	18.15%	211,733,720	18.90
3856 ABALANCE	17.08%	1,097,423,900	8.60
8925 ARDEPRO	14.80%	117,570,380	37.46
6993 DAIKOKYA	13.93%	1,337,199,340	26.39
3663 ARTSPARK	12.64%	592,865,410	5.41
2375 GIGWORKS	12.54%	123,989,800	5.14
7412 ATOM	11.87%	228,446,040	2.99
3377 BIKE O	9.64%	1,119,397,220	4.06

### ETFs & REITs

Stock	Share	Turnover(JPY)	PI (bps)
1571 NFNKIV	23.28%	337,036,893	2.56
1366 DW 225DI	23.11%	681,454,700	2.66
1699 NFOIL	19.27%	988,104,308	20.36
1540 JPP GLD	19.13%	464,011,986	4.35
1356 TPXBEAR2	18.33%	323,822,202	3.12
1458 RK 225LV	16.59%	13,657,490,821	2.27
1365 DW 225LV	16.58%	777,670,381	2.49
1357 NFNKDOUB	15.59%	16,712,769,504	9.41
1570 NFNKLV	14.97%	58,523,918,683	2.79
8985 JHR	13.80%	700,142,010	4.29

## Top 10 Stocks by PI

### Topix 100

Stock	PI (bps)	Turnover(JPY)	Share
8308 RESONA	2.47	502,144,060	3.95%
5020 ENEOS	2.17	1,223,977,820	4.34%
7832 BANNAMHD	1.91	4,096,108,630	16.15%
8604 NOMRAHD	1.90	736,409,100	3.02%
4689 ZHD	1.84	4,278,150,410	5.69%
1925 DAIW-HS	1.83	992,604,310	9.31%
9022 JR CENT	1.81	10,406,365,130	23.62%
8601 DAIWASG	1.77	444,893,960	4.36%
3402 TORAY	1.77	737,742,180	5.50%
8309 SMTRUST	1.77	891,473,060	12.02%

### Nikkei 225

Stock	PI (bps)	Turnover(JPY)	Share
9501 TEPCOHD	11.89	2,689,410,840	14.40%
6472 NTN	11.73	1,064,183,370	14.00%
7211 MMC	10.58	2,031,300,410	12.53%
2768 SOJITZ	9.30	2,227,707,600	8.70%
7186 CONCRDIA	8.90	837,057,930	13.09%
3103 UNITIKA	8.50	111,916,450	7.66%
9412 SKYPER J	6.79	333,360,400	13.79%
7762 CITIZEN	6.41	381,605,220	12.23%
8331 CHIBABK	5.69	796,830,710	12.24%
7003 MTI E&S	5.69	500,757,960	8.59%

### Topix Mid400

Stock	PI (bps)	Turnover(JPY)	Share
8410 SEVEN BK	14.64	626,895,260	13.67%
7167 MEBUKIFG	12.86	550,633,860	12.43%
9501 TEPCOHD	11.89	2,689,410,840	14.40%
6472 NTN	11.73	1,064,183,370	14.00%
7211 MMC	10.58	2,031,300,410	12.53%
2768 SOJITZ	9.30	2,227,707,600	8.70%
8359 82-BANK	9.02	215,892,240	13.71%
7186 CONCRDIA	8.90	837,057,930	13.09%
7180 KYUSHUFG	8.05	105,241,300	15.67%
4686 JUSTSYS	7.24	255,992,900	7.66%

### Small & Others

Stock	PI (bps)	Turnover(JPY)	Share
8918 LAND	327.34	147,325,910	75.58%
6740 JDI	109.52	156,666,900	16.15%
3315 NIP-COKE	25.38	165,325,030	14.41%
8585 OR.CORP	21.29	391,968,320	15.56%
8848 LEOPC21	19.28	171,483,020	14.67%
8714 SENSUIK	18.87	122,742,580	13.95%
2353 NP-PARK	17.40	153,652,440	13.47%
7238 AKEBONO	16.25	109,952,670	14.05%
6632 JVCKW	13.79	421,594,200	13.16%
9424 JPN-COMM	13.30	381,847,060	15.37%

### Mothers

Stock	PI (bps)	Turnover(JPY)	Share
2370 MEDINET	29.85	442,657,180	19.80%
4597 SOLASIA	20.85	166,477,850	15.68%
3936 GLOBALWA	18.54	1,147,729,250	7.58%
4194 VISIONAL	11.27	150,840,100	9.90%
6612 BALMUDA	11.06	135,122,300	9.56%
4177 I-PLUG	10.78	179,446,500	9.08%
4168 YAPPLI	10.07	103,305,100	13.49%
4490 VISASQ	10.02	114,586,700	14.25%
4933 INE	9.87	119,076,900	10.39%
9240 DELIVCON	9.60	120,093,960	5.23%

### JASDAQ

Stock	PI (bps)	Turnover(JPY)	Share
9073 KYOGOKU	93.00	122,243,130	12.26%
7634 HOSHIIR	42.10	443,176,050	10.00%
4764 NEXUSB	19.27	149,923,820	18.99%
7836 AVIX	17.17	174,708,200	7.38%
2315 CAICA	16.14	113,172,680	14.65%
6957 SHIBAU	11.61	154,666,150	10.18%
4918 IVY COSM	10.23	111,736,140	12.44%
7748 HOLON	10.22	113,221,190	11.14%
7071 AMVIS	9.81	222,084,200	10.62%
8256 MARUMIT	9.34	517,051,980	11.14%

### Second Section

Stock	PI (bps)	Turnover(JPY)	Share
9318 ASIADVEVE	480.21	223,018,260	72.13%
8925 ARDEPRO	37.46	117,570,380	14.80%
6993 DAIKOKYA	26.39	1,337,199,340	13.93%
3825 REMIX	18.90	211,733,720	18.15%
8202 LAOX	11.74	217,611,650	9.16%
2778 PALEMOHD	10.90	1,441,686,760	6.00%
7254 UNIVANCE	10.50	123,367,630	30.90%
6125 OKMTO M	9.40	247,130,000	8.80%
3856 ABALANCE	8.60	1,097,423,900	17.08%
3647 GTHREEHD	7.31	156,032,750	8.54%

### ETFs & REITs

Stock	PI (bps)	Turnover(JPY)	Share
1699 NFOIL	20.36	988,104,308	19.27%
1357 NFNKDOUB	9.41	16,712,769,504	15.59%
1540 JPP GLD	4.35	464,011,986	19.13%
3481 MTB LOGI	4.34	223,256,850	7.15%
8985 JHR	4.29	700,142,010	13.80%
8963 INV	3.88	498,172,660	9.53%
3476 R MIRAI	3.78	120,116,860	7.92%
8964 FRONRE	3.46	176,913,700	6.88%
1360 NKBEAR-2	3.14	4,752,712,507	8.11%
1356 TPXBEAR2	3.12	323,822,202	18.33%