

Market Report for the Week of August 09, 2021

Daily Averages

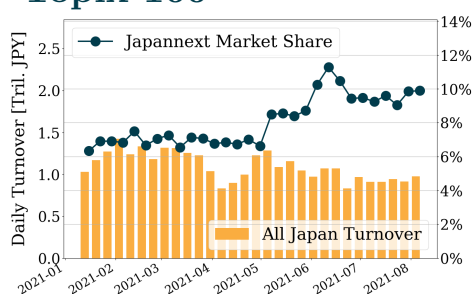
Universe	Turnover(JPY)	Volume	Share	PI (bps)	Symbols
All Market	261,757,471,776	136,912,304	9.50 %	3.23	3330
Topix100	96,490,922,958	22,596,450	9.89 %	1.12	99
Nikkei 225	123,213,047,048	44,884,675	9.44 %	2.19	225
TopixMid400	85,025,350,838	33,898,750	9.14 %	3.15	398
Small & Others	31,957,119,232	27,617,550	8.03 %	4.85	1554
Mothers & Jasdaq	18,825,083,722	13,660,775	9.75 %	5.77	825
ETFs & REITs	26,715,296,413	17,368,679	11.58 %	4.28	129

All Market
9.5 %

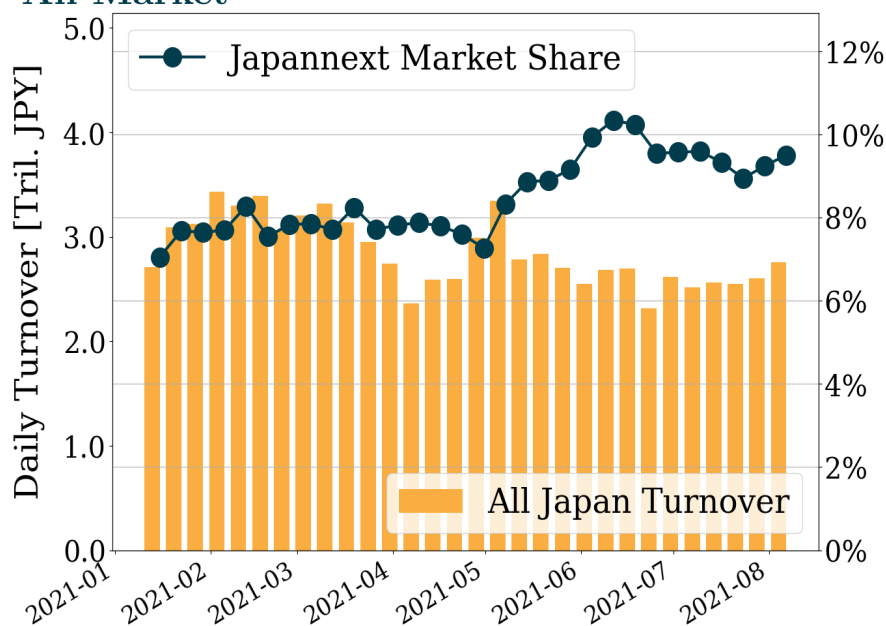
Topix 100
9.9 %

Nikkei 225
9.4 %

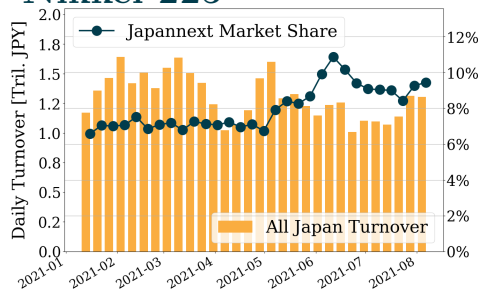
Topix 100



All Market



Nikkei 225



Top Stocks by Turnover

Stock	Turnover(JPY)	Share	PI (bps)
6920 LASRTEC	53,162,528,700	13.44%	1.27
1570 NFNKLV	44,571,002,373	14.87%	2.58
9101 NYKLINE	41,341,112,900	12.56%	3.35
7974 NINTEND	36,547,557,700	12.13%	1.12
9984 SOFTBNKG	27,688,555,880	11.50%	0.55

Top Stocks by Market Share

Stock	Turnover(JPY)	Share	PI (bps)
9318 ASIADAVE	356,844,340	47.94%	553.03
8918 LAND	211,530,240	43.97%	330.48
3591 WACOALHD	123,041,480	25.62%	4.21
1699 NFOIL	707,749,036	25.02%	17.74
1357 NFNKDOUB	21,547,438,359	24.99%	11.25

Top Stocks by Price Improvement

Stock	Turnover(JPY)	Share	PI (bps)
9318 ASIADAVE	356,844,340	47.94%	553.03
8918 LAND	211,530,240	43.97%	330.48
6740 JDI	134,739,150	14.62%	104.81
1491 CHUGAIM	378,520,730	13.46%	87.91
2370 MEDINET	498,312,200	18.17%	30.96

Top Stocks by Savings

Stock	Turnover(JPY)	Share	Savings
1357 NFNKDOUB	21,547,438,359	24.99%	18,906,619
9101 NYKLINE	41,341,112,900	12.56%	12,484,700
1570 NFNKLV	44,571,002,373	14.87%	9,971,870
9318 ASIADAVE	356,844,340	47.94%	9,163,000
9104 MTI-OSK	17,126,054,400	12.27%	6,299,400

- ▶ Analysis is based on Japannext and Refinitiv data. Small & Others = First Section - TPX500.
- ▶ All Japan Turnover = Japannext (J+X+U+N) + TSE (excl. Tostnet) + Chi-X (Chi-Alpha + Chi-Select excl. Chi-Match). Market Share = Japannext turnover / All Japan Turnover.
- ▶ Opening and Closing auction trades on the TSE are excluded from calculations.
- ▶ Price Improvement (PI) and Savings (PI*volume) are calculated by comparing the execution price against the primary market's best bid for each sell or best offer for each buy at the point of execution from the taker's perspective. Reported PI is a value-weighted average. Names with weekly traded value less than 100,000,000 JPY are excluded from the rankings tables.

Top 10 Stocks by Turnover

Topix 100

Stock	Turnover(JPY)	Share	PI (bps)
7974 NINTEND	36,547,557,700	12.13%	1.12
9984 SOFTBNKG	27,688,555,880	11.50%	0.55
9983 FASTRET	17,752,865,700	15.11%	0.98
4507 SIONOGI	15,740,234,890	14.08%	1.01
8035 TKOELCN	14,015,718,850	11.25%	1.02
6861 KEYENCE	13,059,380,600	14.42%	1.23
6758 SONY G	11,978,031,870	11.99%	1.21
5401 NSTEEL	8,862,646,670	10.51%	1.00
9022 JR CENT	8,126,721,750	18.73%	1.65
7203 TOYOTA	8,017,230,810	6.74%	0.81

Nikkei 225

Stock	Turnover(JPY)	Share	PI (bps)
9101 NYKLINE	41,341,112,900	12.56%	3.35
9984 SOFTBNKG	27,688,555,880	11.50%	0.55
9983 FASTRET	17,752,865,700	15.11%	0.98
9107 K-LINE	17,379,415,200	13.34%	3.21
9104 MTI-OSK	17,126,054,400	12.27%	4.11
4507 SIONOGI	15,740,234,890	14.08%	1.01
8035 TKOELCN	14,015,718,850	11.25%	1.02
6758 SONY G	11,978,031,870	11.99%	1.21
5401 NSTEEL	8,862,646,670	10.51%	1.00
9022 JR CENT	8,126,721,750	18.73%	1.65

Topix Mid400

Stock	Turnover(JPY)	Share	PI (bps)
6920 LASRTEC	53,162,528,700	13.44%	1.27
9101 NYKLINE	41,341,112,900	12.56%	3.35
9104 MTI-OSK	17,126,054,400	12.27%	4.11
5411 JFE HD	6,204,832,470	7.06%	1.53
6857 ADVNTST	5,777,380,500	7.60%	2.77
9201 JAL	4,505,186,270	7.99%	1.06
6502 TOSHIBA	4,312,576,450	5.84%	2.72
3436 SUMCO	4,311,749,450	6.52%	1.25
4755 RAKUTENG	3,671,304,460	7.59%	2.33
1605 INPEX	3,468,884,320	10.47%	3.21

Small & Others

Stock	Turnover(JPY)	Share	PI (bps)
9107 K-LINE	17,379,415,200	13.34%	3.21
6532 BAYCURNT	8,033,942,000	13.65%	4.45
8698 MONEX G	3,673,790,010	12.54%	3.84
9519 RENOVA	3,341,082,150	13.22%	3.20
7816 SNOWPEAK	2,658,158,350	11.88%	3.73
9517 EREX	1,822,907,830	7.72%	1.89
6967 SINKOEI	1,760,884,600	11.25%	4.07
6036 KEEPER T	1,729,513,670	12.24%	5.94
6315 TOWA	1,499,106,700	9.75%	2.92
2174 GCA	1,411,090,050	15.88%	2.96

Mothers

Stock	Turnover(JPY)	Share	PI (bps)
4385 MERCARI	4,110,577,700	9.54%	4.68
4934 PANTI-AG	3,567,298,200	14.86%	2.04
7370 ENJIN	2,816,444,700	11.78%	5.09
3936 GLOBALWA	2,496,153,700	13.62%	6.96
4068 BASIS	2,069,408,000	8.60%	8.23
4479 MAKUAKE	1,791,018,000	16.58%	7.62
4477 BASE	1,558,565,530	8.44%	2.89
5759 NDENKAI	1,415,587,500	4.89%	4.99
4485 JTOWER	1,233,119,600	15.76%	6.03
4436 MINKABU	1,120,495,000	13.13%	4.48

JASDAQ

Stock	Turnover(JPY)	Share	PI (bps)
4582 SYMBIO	4,189,469,890	8.09%	3.74
8256 MARUMIT	2,255,396,280	5.85%	5.63
2702 MCDNALD	1,844,803,150	12.07%	2.67
1407 WEST HD	1,422,640,300	11.57%	4.30
4970 TOYOGOS	907,771,100	10.32%	5.07
6890 FERROTEC	895,768,850	11.30%	2.65
7826 FURUYAMT	858,175,900	10.29%	7.69
7564 WORKMAN	803,065,000	12.79%	3.69
6324 HARMONC	776,702,700	11.27%	5.69
3891 KODOSHI	643,138,100	13.18%	6.14

Second Section

Stock	Turnover(JPY)	Share	PI (bps)
6993 DAIKOKYA	1,596,028,600	13.65%	26.61
3377 BIKE O	1,449,976,770	10.84%	3.94
3856 ABALANCE	578,260,900	17.31%	9.03
4595 MIZHMEDY	559,662,780	8.51%	3.17
3825 REMIX	432,047,580	9.48%	15.08
3663 ARTSPARK	422,770,740	9.58%	5.29
1491 CHUGAIM	378,520,730	13.46%	87.91
9318 ASIADAVE	356,844,340	47.94%	553.03
6366 CHIYODA	339,651,750	10.74%	7.19
9127 TAMAI	298,371,600	12.98%	5.60

ETFs & REITs

Stock	Turnover(JPY)	Share	PI (bps)
1570 NFNKLV	44,571,002,373	14.87%	2.58
1357 NFNKDOUB	21,547,438,359	24.99%	11.25
1458 RK 225LV	11,403,567,679	15.26%	2.05
1459 RK 225DI	7,322,296,198	9.71%	2.28
1579 225 BULL	3,529,627,720	6.65%	2.61
1360 NKBEAR-2	3,369,950,379	7.35%	3.38
1321 NFNK225	1,832,904,886	8.14%	0.94
1365 DW 225LV	1,026,038,922	20.02%	1.97
1671 WTI ETF	848,920,842	10.95%	2.17
1699 NFOIL	707,749,036	25.02%	17.74

Top 10 Stocks by Market Share

Topix 100

Stock	Share	Turnover(JPY)	PI (bps)
9022 JR CENT	18.73%	8,126,721,750	1.65
7309 SHIMANO	16.29%	3,926,203,840	1.88
9983 FASTRET	15.11%	17,752,865,700	0.98
2413 M3	14.47%	5,221,745,440	1.02
6702 FUJITSU	14.46%	4,441,437,980	1.33
6861 KEYENCE	14.42%	13,059,380,600	1.23
4507 SIONOGI	14.08%	15,740,234,890	1.01
4661 OLC	13.44%	4,499,112,100	1.27
8053 SMITOMO	13.15%	1,683,733,200	1.23
7832 BANNAMHD	12.99%	1,963,793,430	1.68

Nikkei 225

Stock	Share	Turnover(JPY)	PI (bps)
9022 JR CENT	18.73%	8,126,721,750	1.65
9412 SKYPER J	17.51%	362,557,180	7.11
6701 NEC	16.08%	2,494,228,900	4.48
9983 FASTRET	15.11%	17,752,865,700	0.98
9501 TEPCOHD	14.55%	2,032,459,710	12.12
2413 M3	14.47%	5,221,745,440	1.02
6702 FUJITSU	14.46%	4,441,437,980	1.33
1333 MARUNICI	14.39%	386,503,940	2.39
4507 SIONOGI	14.08%	15,740,234,890	1.01
4005 SMICHEM	13.95%	1,822,258,510	5.23

Topix Mid400

Stock	Share	Turnover(JPY)	PI (bps)
3591 WACOALHD	25.62%	123,041,480	4.21
6136 OSG	16.80%	218,558,290	2.86
6465 HOSIZAKI	16.69%	716,465,200	5.53
4732 USS	16.48%	429,117,790	2.51
6701 NEC	16.08%	2,494,228,900	4.48
2651 LAWSON	16.00%	1,070,338,600	4.82
2809 KEWPIE	15.42%	310,363,230	2.27
8572 ACOM	15.02%	195,631,810	6.45
9501 TEPCOHD	14.55%	2,032,459,710	12.12
9003 SOTETSU	14.51%	255,224,430	2.62

Small & Others

Stock	Share	Turnover(JPY)	PI (bps)
8918 LAND	43.97%	211,530,240	330.48
3465 KI-STAR	19.29%	557,304,200	7.29
9412 SKYPER J	17.51%	362,557,180	7.11
2174 GCA	15.88%	1,411,090,050	2.96
7199 PREMIUMG	15.31%	153,463,300	7.21
3925 DS	15.23%	141,684,250	4.61
9424 JPN-COMM	14.93%	186,309,730	13.19
6740 JDI	14.62%	134,739,150	104.81
4384 RAKSUL	14.60%	279,970,500	7.74
7527 SYSSOFT	14.16%	358,579,620	11.45

Mothers

Stock	Share	Turnover(JPY)	PI (bps)
2370 MEDINET	18.17%	498,312,200	30.96
4479 MAKUAKE	16.58%	1,791,018,000	7.62
4880 CELLSOUR	16.24%	458,283,900	5.03
2150 CARENET	16.05%	668,949,000	7.66
4490 VISASQ	15.92%	141,526,550	8.30
4485 JTOWER	15.76%	1,233,119,600	6.03
7095 MACBEEP	15.58%	201,083,800	8.76
7039 BRIDGE	15.42%	104,254,330	3.25
4597 SOLASIA	15.04%	113,548,420	19.44
4934 PANTI-AG	14.86%	3,567,298,200	2.04

JASDAQ

Stock	Share	Turnover(JPY)	PI (bps)
4764 NEXUSB	23.82%	369,152,020	16.91
6626 SEMITEC	21.05%	104,307,700	12.40
4193 FABRICA	20.71%	404,860,150	6.99
3326 RUNSYSTEM	19.73%	155,181,620	5.97
2315 CAICA	16.30%	104,412,200	15.60
4293 SEPTENHD	15.34%	236,781,180	6.42
4978 REPROCEL	15.25%	129,163,730	7.74
5699 IBOKIN	14.57%	289,843,750	7.90
6614 SIKINOHT	13.60%	616,975,250	7.68
3891 KODOSHI	13.18%	643,138,100	6.14

Second Section

Stock	Share	Turnover(JPY)	PI (bps)
9318 ASIADAVE	47.94%	356,844,340	553.03
3856 ABALANCE	17.31%	578,260,900	9.03
6993 DAIKOKYA	13.65%	1,596,028,600	26.61
1491 CHUGAIM	13.46%	378,520,730	87.91
9127 TAMAI	12.98%	298,371,600	5.60
6125 OKMTO M	12.58%	145,224,600	11.40
6627 TERA PRO	12.28%	128,461,960	5.11
7412 ATOM	11.96%	137,503,460	2.59
3377 BIKE O	10.84%	1,449,976,770	3.94
6366 CHIYODA	10.74%	339,651,750	7.19

ETFs & REITs

Stock	Share	Turnover(JPY)	PI (bps)
1699 NFOIL	25.02%	707,749,036	17.74
1357 NFNKDOUB	24.99%	21,547,438,359	11.25
1366 DW 225DI	23.51%	463,524,439	2.09
1356 TPXBEAR2	22.46%	395,829,799	2.94
3298 INVESCO	21.05%	577,607,967	1.05
1365 DW 225LV	20.02%	1,026,038,922	1.97
1540 JPP GLD	16.02%	529,087,407	4.95
1458 RK 225LV	15.26%	11,403,567,679	2.05
1570 NFNKLV	14.87%	44,571,002,373	2.58
1615 NFBANKS	14.03%	310,191,990	24.94

Top 10 Stocks by PI

Topix 100

Stock	PI (bps)	Turnover(JPY)	Share
8308 RESONA	2.37	573,927,660	4.61%
5020 ENEOS	2.24	2,405,216,570	5.57%
1925 DAIW-HS	1.91	1,944,398,330	7.79%
7309 SHIMANO	1.88	3,926,203,840	16.29%
8604 NOMRAHD	1.83	478,622,510	2.75%
2802 AJINMTO	1.79	1,262,585,580	8.48%
8830 SMIRE&D	1.76	1,125,899,620	10.81%
8601 DAIWASG	1.76	323,758,580	4.12%
9735 SECOM	1.74	1,207,390,920	10.71%
8697 JPX	1.73	628,885,970	11.90%

Nikkei 225

Stock	PI (bps)	Turnover(JPY)	Share
6472 NTN	13.24	673,798,360	13.46%
9501 TEPCOHD	12.12	2,032,459,710	14.55%
7211 MMC	11.41	1,807,965,520	11.64%
2768 SOJITZ	10.02	1,073,303,010	8.43%
7186 CONCRDIA	8.57	775,751,890	11.25%
9412 SKYPER J	7.11	362,557,180	17.51%
7762 CITIZEN	6.70	380,077,200	12.82%
6506 YASKAWA	5.41	2,399,445,700	9.81%
6302 SHI	5.39	606,862,350	13.39%
7003 MTI E&S	5.31	385,467,000	10.62%

Topix Mid400

Stock	PI (bps)	Turnover(JPY)	Share
8410 SEVEN BK	14.48	506,407,970	12.75%
6472 NTN	13.24	673,798,360	13.46%
7167 MEBUKIFG	12.62	558,228,350	10.96%
9501 TEPCOHD	12.12	2,032,459,710	14.55%
7211 MMC	11.41	1,807,965,520	11.64%
2768 SOJITZ	10.02	1,073,303,010	8.43%
8359 82-BANK	9.53	165,979,800	13.06%
7186 CONCRDIA	8.57	775,751,890	11.25%
4686 JUSTSYS	8.10	241,163,900	10.95%
8334 GUNMABK	8.04	181,110,110	13.34%

Small & Others

Stock	PI (bps)	Turnover(JPY)	Share
8918 LAND	330.48	211,530,240	43.97%
6740 JDI	104.81	134,739,150	14.62%
3315 NIP-COKE	25.04	166,170,140	12.43%
8585 OR.CORP	20.63	285,598,860	12.18%
8848 LEOPC21	17.06	444,796,110	9.04%
8714 SENSUIK	16.10	102,963,430	12.10%
7238 AKEBONO	14.63	109,574,330	11.20%
6632 JVCKW	13.51	193,507,260	12.06%
9424 JPN-COMM	13.19	186,309,730	14.93%
7527 SYSSOFT	11.45	358,579,620	14.16%

Mothers

Stock	PI (bps)	Turnover(JPY)	Share
2370 MEDINET	30.96	498,312,200	18.17%
7089 FORSTART	25.16	992,232,050	5.62%
4597 SOLASIA	19.44	113,548,420	15.04%
6612 BALMUDA	10.98	460,978,500	13.69%
4168 YAPPLI	9.55	153,412,750	11.91%
4194 VISIONAL	9.18	126,916,500	9.69%
6030 ADVENTUR	9.11	136,584,400	8.84%
4933 INE	8.90	567,444,550	12.72%
7095 MACBEEP	8.76	201,083,800	15.58%
6027 BENG04CM	8.39	904,592,800	14.84%

JASDAQ

Stock	PI (bps)	Turnover(JPY)	Share
7634 HOSHIIR	20.16	214,763,200	8.22%
4764 NEXUSB	16.91	369,152,020	23.82%
2315 CAICA	15.60	104,412,200	16.30%
6626 SEMITEC	12.40	104,307,700	21.05%
6736 SUN	11.28	125,925,100	12.36%
7071 AMVIS	11.19	183,518,200	9.36%
6694 ZOOM	11.10	119,216,250	10.28%
3540 CIMEDICL	10.47	160,888,200	7.66%
6957 SHIBAU	10.25	435,464,250	9.00%
7777 3DMATRIX	8.84	145,985,980	12.64%

Second Section

Stock	PI (bps)	Turnover(JPY)	Share
9318 ASIADVEVE	553.03	356,844,340	47.94%
1491 CHUGAIM	87.91	378,520,730	13.46%
6993 DAIKOKYA	26.61	1,596,028,600	13.65%
3825 REMIX	15.08	432,047,580	9.48%
6125 OKMTO M	11.40	145,224,600	12.58%
3856 ABALANCE	9.03	578,260,900	17.31%
6366 CHIYODA	7.19	339,651,750	10.74%
7254 UNIVANCE	6.83	212,581,450	5.58%
5922 NASU DT	6.29	151,044,000	9.41%
7906 YONEX	5.90	140,518,300	7.79%

ETFs & REITs

Stock	PI (bps)	Turnover(JPY)	Share
1615 NFBANKS	24.94	310,191,990	14.03%
1699 NFOIL	17.74	707,749,036	25.02%
1357 NFNKDOUB	11.25	21,547,438,359	24.99%
8985 JHR	5.00	444,305,220	13.21%
1540 JPP GLD	4.95	529,087,407	16.02%
8963 INV	3.56	557,643,090	12.74%
1360 NKBEAR-2	3.38	3,369,950,379	7.35%
2516 MOTERETF	3.31	314,787,163	8.22%
1356 TPXBEAR2	2.94	395,829,799	22.46%
8951 NBF	2.85	482,856,000	3.74%