

Market Report for the Week of August 16, 2021

Daily Averages

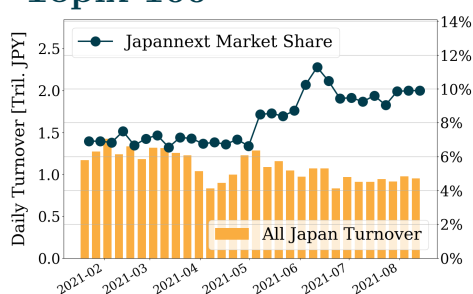
Universe	Turnover(JPY)	Volume	Share	PI (bps)	Symbols
All Market	267,149,352,208	142,672,137	9.80 %	3.55	3308
Topix100	94,108,544,868	22,467,540	9.90 %	1.14	99
Nikkei 225	125,400,265,022	44,173,140	9.48 %	2.29	225
TopixMid400	78,448,496,992	32,244,440	9.16 %	3.41	398
Small & Others	32,449,679,654	27,723,280	8.51 %	5.25	1552
Mothers & Jasdaq	20,558,308,802	14,627,500	10.24 %	6.07	820
ETFs & REITs	38,677,092,534	26,384,737	12.72 %	4.69	127

All Market
9.8 %

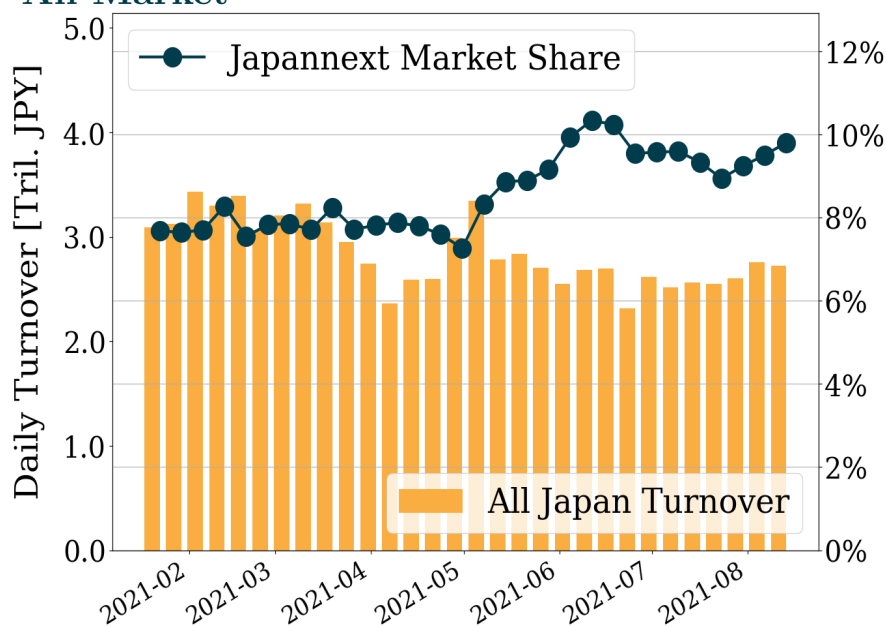
Topix 100
9.9 %

Nikkei 225
9.5 %

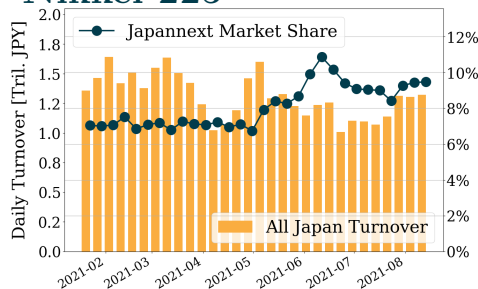
Topix 100



All Market



Nikkei 225



Top Stocks by Turnover

Stock	Turnover(JPY)	Share	PI (bps)
1570 NFNKLV	85,468,210,996	16.39%	2.86
9101 NYKLINE	66,343,984,800	12.08%	3.39
6920 LASRTEC	45,478,519,700	13.66%	1.27
1357 NFNKDOUB	44,978,125,457	24.17%	12.22
9984 SOFTBNKG	30,844,015,920	10.22%	0.59

Top Stocks by Market Share

Stock	Turnover(JPY)	Share	PI (bps)
3376 ONLY	102,388,800	62.53%	2.02
8918 LAND	185,831,560	47.62%	576.03
2174 GCA	4,007,230,600	40.70%	3.17
9318 ASIADAVE	489,332,250	37.51%	537.80
9241 FLN	171,472,600	37.38%	0.00

Top Stocks by Price Improvement

Stock	Turnover(JPY)	Share	PI (bps)
8918 LAND	185,831,560	47.62%	576.03
9318 ASIADAVE	489,332,250	37.51%	537.80
8894 REVOLUTI	109,162,870	21.32%	158.93
1491 CHUGAIM	178,796,210	19.52%	101.61
2370 MEDINET	361,455,890	20.10%	37.54

Top Stocks by Savings

Stock	Turnover(JPY)	Share	Savings
1357 NFNKDOUB	44,978,125,457	24.17%	35,724,161
1570 NFNKLV	85,468,210,996	16.39%	20,407,262
9101 NYKLINE	66,343,984,800	12.08%	19,655,500
9318 ASIADAVE	489,332,250	37.51%	15,391,670
9104 MTI-OSK	22,576,754,400	11.44%	8,061,600

- ▶ Analysis is based on Japannext and Refinitiv data. Small & Others = First Section - TPX500.
- ▶ All Japan Turnover = Japannext (J+X+U+N) + TSE (excl. Tostnet) + Chi-X (Chi-Alpha + Chi-Select excl. Chi-Match). Market Share = Japannext turnover / All Japan Turnover.
- ▶ Opening and Closing auction trades on the TSE are excluded from calculations.
- ▶ Price Improvement (PI) and Savings (PI*volume) are calculated by comparing the execution price against the primary market's best bid for each sell or best offer for each buy at the point of execution from the taker's perspective. Reported PI is a value-weighted average. Names with weekly traded value less than 100,000,000 JPY are excluded from the rankings tables.

Top 10 Stocks by Turnover

Topix 100

Stock	Turnover(JPY)	Share	PI (bps)
9984 SOFTBNKG	30,844,015,920	10.22%	0.59
7203 TOYOTA	28,324,393,390	7.52%	0.59
8035 TKOELCN	27,453,823,670	13.06%	1.08
9983 FASTRET	23,215,810,600	18.26%	1.12
7974 NINTEND	22,992,823,300	13.12%	1.26
4901 FUJIFILM	17,652,270,140	12.34%	0.87
6758 SONY G	14,849,298,930	11.79%	1.28
6861 KEYENCE	14,230,661,800	15.89%	1.39
4507 SIONOGI	12,985,273,150	12.75%	0.99
4568 1-SANKYO	10,878,334,690	11.10%	1.30

Nikkei 225

Stock	Turnover(JPY)	Share	PI (bps)
9101 NYKLINE	66,343,984,800	12.08%	3.39
9984 SOFTBNKG	30,844,015,920	10.22%	0.59
7203 TOYOTA	28,324,393,390	7.52%	0.59
8035 TKOELCN	27,453,823,670	13.06%	1.08
9983 FASTRET	23,215,810,600	18.26%	1.12
9104 MTI-OSK	22,576,754,400	11.44%	4.10
9107 K-LINE	20,372,704,850	13.08%	4.40
4901 FUJIFILM	17,652,270,140	12.34%	0.87
6758 SONY G	14,849,298,930	11.79%	1.28
4507 SIONOGI	12,985,273,150	12.75%	0.99

Topix Mid400

Stock	Turnover(JPY)	Share	PI (bps)
9101 NYKLINE	66,343,984,800	12.08%	3.39
6920 LASRTEC	45,478,519,700	13.66%	1.27
9104 MTI-OSK	22,576,754,400	11.44%	4.10
5411 JFE HD	7,315,840,990	7.18%	1.75
4755 RAKUTENG	5,912,250,460	8.44%	2.70
6857 ADVNTST	5,519,421,100	8.26%	3.37
6506 YASKAWA	4,888,052,800	11.21%	5.97
6502 TOSHIBA	4,447,274,800	7.47%	2.87
3038 KOBE BSN	4,394,043,450	12.41%	3.29
9201 JAL	4,191,490,700	6.77%	1.16

Small & Others

Stock	Turnover(JPY)	Share	PI (bps)
9107 K-LINE	20,372,704,850	13.08%	4.40
6532 BAYCURNT	11,731,258,000	14.23%	3.81
7816 SNOWPEAK	7,565,795,200	13.63%	6.13
2174 GCA	4,007,230,600	40.70%	3.17
8698 MONEX G	3,784,351,570	11.97%	4.30
9519 RENOVA	2,927,554,450	12.63%	3.69
3923 RAKUS	2,810,170,300	14.24%	5.12
7014 NAMURA	1,946,484,970	10.13%	10.16
3681 V-CUBE	1,942,797,820	7.29%	2.24
3465 KI-STAR	1,848,910,300	14.11%	8.23

Mothers

Stock	Turnover(JPY)	Share	PI (bps)
4385 MERCARI	7,281,526,450	13.84%	5.00
4934 PANTI-AG	4,382,010,500	13.05%	2.48
3936 GLOBALWA	4,033,694,550	13.28%	8.46
7370 ENJIN	3,668,726,900	13.34%	4.70
2158 FRONTEO	2,488,514,150	11.87%	3.36
4477 BASE	1,970,424,660	7.77%	3.14
7342 WEALTHNV	1,861,344,450	10.91%	3.50
6027 BENG04CM	1,798,516,100	19.06%	8.57
4068 BASIS	1,717,993,200	14.23%	7.58
2150 CARENET	1,480,382,950	14.84%	7.71

JASDAQ

Stock	Turnover(JPY)	Share	PI (bps)
2702 MCDNALD	4,705,792,900	16.93%	5.15
8256 MARUMIT	4,298,960,680	7.61%	6.07
6890 FERROTEC	3,654,925,280	9.93%	3.94
4582 SYMBIO	2,880,362,310	10.28%	3.84
5381 MIPOX	1,119,197,340	9.84%	5.13
7634 HOSHIIR	1,057,687,000	6.00%	26.73
1407 WEST HD	1,013,737,550	11.91%	5.34
3891 KODOSHI	953,059,350	13.42%	7.54
2484 DEMAECAN	696,614,520	9.03%	3.70
6626 SEMITEC	687,636,500	10.42%	8.33

Second Section

Stock	Turnover(JPY)	Share	PI (bps)
9127 TAMAI	1,848,158,190	7.95%	2.49
3856 ABALANCE	1,150,795,950	15.03%	9.56
4595 MIZHMEDY	1,129,274,100	10.51%	7.45
3825 REMIX	801,627,490	12.71%	15.74
3377 BIKE O	738,229,420	9.61%	4.23
9318 ASIADAVE	489,332,250	37.51%	537.80
6137 KOIKE	483,638,310	4.75%	32.92
6993 DAIKOKYA	474,252,330	21.34%	30.04
3663 ARTSPARK	360,128,400	11.28%	6.84
9268 OPTIMUS	344,783,160	9.04%	2.32

ETFs & REITs

Stock	Turnover(JPY)	Share	PI (bps)
1570 NFNKLV	85,468,210,996	16.39%	2.86
1357 NFNKDOUB	44,978,125,457	24.17%	12.22
1458 RK 225LV	18,848,267,424	15.03%	2.44
1459 RK 225DI	9,472,359,790	12.94%	2.18
1360 NKBEAR-2	8,404,782,681	8.49%	3.07
1579 225 BULL	6,495,843,850	7.25%	2.52
1321 NFNK225	1,637,779,675	4.76%	1.16
1552 VIXSHORT	1,444,512,706	5.70%	1.27
1365 DW 225LV	1,115,339,051	15.08%	3.11
1699 NFOIL	1,106,088,205	29.79%	18.84

Top 10 Stocks by Market Share

Topix 100

Stock	Share	Turnover(JPY)	PI (bps)
9022 JR CENT	21.04%	8,395,751,750	1.53
7832 BANNAMHD	19.19%	2,124,851,670	1.83
9983 FASTRET	18.26%	23,215,810,600	1.12
6861 KEYENCE	15.89%	14,230,661,800	1.39
4661 OLC	15.32%	4,849,228,640	1.60
9021 JR WEST	13.90%	3,009,270,920	1.31
8697 JPX	13.55%	823,061,270	1.79
2413 M3	13.37%	7,770,406,370	0.99
9202 ANA	13.21%	4,690,560,020	1.05
7974 NINTEND	13.12%	22,992,823,300	1.26

Nikkei 225

Stock	Share	Turnover(JPY)	PI (bps)
9022 JR CENT	21.04%	8,395,751,750	1.53
9412 SKYPER J	19.66%	541,128,840	7.83
7832 BANNAMHD	19.19%	2,124,851,670	1.83
9983 FASTRET	18.26%	23,215,810,600	1.12
2282 NH FOODS	14.98%	766,912,750	3.86
5101 YKHA-RB	14.55%	625,712,480	2.98
6701 NEC	14.11%	2,806,515,000	5.30
9021 JR WEST	13.90%	3,009,270,920	1.31
8697 JPX	13.55%	823,061,270	1.79
2413 M3	13.37%	7,770,406,370	0.99

Topix Mid400

Stock	Share	Turnover(JPY)	PI (bps)
6465 HOSIZAKI	26.26%	892,808,400	5.66
3591 WACOALHD	22.36%	211,751,510	3.50
3360 SHIP HD	17.90%	732,548,940	3.33
8341 77-BANK	17.10%	136,577,680	3.76
4581 TS PHAHD	15.14%	429,513,600	3.65
2282 NH FOODS	14.98%	766,912,750	3.86
5101 YKHA-RB	14.55%	625,712,480	2.98
7649 SUGI HD	14.41%	629,144,900	4.27
6701 NEC	14.11%	2,806,515,000	5.30
1893 P-OCEAN	13.99%	552,543,490	3.97

Small & Others

Stock	Share	Turnover(JPY)	PI (bps)
3376 ONLY	62.53%	102,388,800	2.02
8918 LAND	47.62%	185,831,560	576.03
2174 GCA	40.70%	4,007,230,600	3.17
9412 SKYPER J	19.66%	541,128,840	7.83
3923 RAKUS	14.24%	2,810,170,300	5.12
6532 BAYCURNT	14.23%	11,731,258,000	3.81
3465 KI-STAR	14.11%	1,848,910,300	8.23
7199 PREMIUMG	13.83%	143,487,750	7.35
7816 SNOWPEAK	13.63%	7,565,795,200	6.13
7514 HIMARYA	13.50%	169,627,060	5.47

Mothers

Stock	Share	Turnover(JPY)	PI (bps)
9241 FLN	37.38%	171,472,600	0.00
7072 INTIMATE	22.13%	328,265,710	8.95
2370 MEDINET	20.10%	361,455,890	37.54
6027 BENG04CM	19.06%	1,798,516,100	8.57
3496 AZOOM	17.01%	120,890,900	6.72
4880 CELLSOUR	16.88%	965,112,900	5.24
4488 AIINSIDE	16.55%	826,181,100	6.94
4480 MEDLEY	16.06%	1,048,168,800	6.59
7095 MACBEEP	15.87%	304,486,100	9.05
4490 VISASQ	15.14%	1,088,542,850	6.86

JASDAQ

Stock	Share	Turnover(JPY)	PI (bps)
4764 NEXUSB	18.87%	237,482,800	19.42
2702 MCDNALD	16.93%	4,705,792,900	5.15
5699 IBOKIN	16.39%	142,454,250	9.89
3390 INEST	14.64%	182,490,000	32.31
6614 SIKINOHT	14.36%	311,250,100	10.89
2315 CAICA	13.89%	187,704,130	17.72
7564 WORKMAN	13.67%	561,231,600	4.82
3891 KODOSHI	13.42%	953,059,350	7.54
6145 NITTOKU	12.62%	142,254,000	7.52
4978 REPROCEL	12.56%	274,140,840	8.62

Second Section

Stock	Share	Turnover(JPY)	PI (bps)
9318 ASIADVEVE	37.51%	489,332,250	537.80
6993 DAIKOKYA	21.34%	474,252,330	30.04
8894 REVOLUTI	21.32%	109,162,870	158.93
1491 CHUGAIM	19.52%	178,796,210	101.61
6125 OKMTO M	16.95%	286,771,700	10.18
3856 ABALANCE	15.03%	1,150,795,950	9.56
3647 GTHREEHD	14.81%	272,260,440	9.36
7412 ATOM	13.88%	187,673,660	2.45
3825 REMIX	12.71%	801,627,490	15.74
3663 ARTSPARK	11.28%	360,128,400	6.84

ETFs & REITs

Stock	Share	Turnover(JPY)	PI (bps)
1699 NFOIL	29.79%	1,106,088,205	18.84
1357 NFNKDOUB	24.17%	44,978,125,457	12.22
1356 TPXBEAR2	22.26%	571,360,208	2.76
1366 DW 225DI	22.16%	1,022,561,293	2.78
1615 NFBANKS	19.93%	203,173,900	23.97
1540 JPP GLD	18.81%	482,089,224	4.66
1570 NFNKLV	16.39%	85,468,210,996	2.86
1365 DW 225LV	15.08%	1,115,339,051	3.11
1458 RK 225LV	15.03%	18,848,267,424	2.44
1671 WTI ETF	14.81%	869,723,144	2.32

Top 10 Stocks by PI

Topix 100

Stock	PI (bps)	Turnover(JPY)	Share
5020 ENEOS	2.43	3,673,846,040	5.67%
8308 RESONA	2.42	660,730,000	4.97%
7309 SHIMANO	2.09	3,004,707,320	12.73%
1925 DAIW-HS	1.94	1,128,410,100	9.29%
8604 NOMRAHD	1.91	907,058,280	3.36%
3407 ASA-KSI	1.87	937,580,050	8.47%
8830 SMIRE&D	1.86	962,850,180	10.24%
8601 DAIWASG	1.85	393,372,970	3.59%
7832 BANNAMHD	1.83	2,124,851,670	19.19%
7201 NISSAN	1.81	2,738,953,530	6.47%

Nikkei 225

Stock	PI (bps)	Turnover(JPY)	Share
6472 NTN	13.90	948,723,120	11.42%
7211 MMC	12.39	2,369,473,950	12.46%
9501 TEPCOHD	12.02	2,406,076,810	13.36%
2768 SOJITZ	9.46	1,884,285,290	10.01%
7186 CONCRDIA	9.07	685,403,710	12.40%
9412 SKYPER J	7.83	541,128,840	19.66%
7762 CITIZEN	6.18	1,305,800,840	11.01%
6506 YASKAWA	5.97	4,888,052,800	11.21%
3861 OJI HD	5.70	481,406,900	11.59%
4005 SMICHEM	5.70	1,804,631,740	11.81%

Topix Mid400

Stock	PI (bps)	Turnover(JPY)	Share
6472 NTN	13.90	948,723,120	11.42%
8410 SEVEN BK	13.36	685,133,400	11.49%
7167 MEBUKIFG	13.28	486,061,350	10.54%
7211 MMC	12.39	2,369,473,950	12.46%
9501 TEPCOHD	12.02	2,406,076,810	13.36%
2768 SOJITZ	9.46	1,884,285,290	10.01%
7186 CONCRDIA	9.07	685,403,710	12.40%
8334 GUNMABK	8.55	147,363,440	12.88%
4686 JUSTSYS	7.43	161,950,300	8.19%
8359 82-BANK	7.42	151,393,070	8.94%

Small & Others

Stock	PI (bps)	Turnover(JPY)	Share
8918 LAND	576.03	185,831,560	47.62%
3315 NIP-COKE	27.05	102,016,680	11.94%
8585 OR.CORP	21.41	258,557,580	13.49%
8714 SENSUIK	16.20	112,514,310	13.02%
8848 LEOPC21	14.18	585,539,670	8.87%
4344 SOURCENX	14.12	307,885,900	10.86%
6632 JVCKW	14.01	316,039,610	10.96%
7238 AKEBONO	13.83	115,263,560	12.48%
9424 JPN-COMM	12.92	673,117,790	12.53%
7527 SYSSOFT	11.70	267,054,730	11.80%

Mothers

Stock	PI (bps)	Turnover(JPY)	Share
2370 MEDINET	37.54	361,455,890	20.10%
7089 FORSTART	20.74	169,196,220	4.75%
4597 SOLASIA	19.45	128,080,190	13.80%
6612 BALMUDA	13.52	160,341,100	13.35%
6030 ADVENTUR	12.34	110,291,300	6.64%
4479 MAKUAKE	11.86	250,539,600	12.61%
4177 I-PLUG	10.70	134,664,600	9.03%
4168 YAPPLI	10.27	217,542,750	13.40%
4571 NANOCARI	10.26	114,580,240	11.15%
7373 AIDMA HD	9.82	647,932,650	15.12%

JASDAQ

Stock	PI (bps)	Turnover(JPY)	Share
3390 INEST	32.31	182,490,000	14.64%
7634 HOSHIIR	26.73	1,057,687,000	6.00%
9073 KYOGOKU	24.20	180,549,480	12.46%
3326 RUNSYSTEM	19.47	112,451,720	10.58%
4764 NEXUSB	19.42	237,482,800	18.87%
2315 CAICA	17.72	187,704,130	13.89%
6614 SIKINOHT	10.89	311,250,100	14.36%
5699 IBOKIN	9.89	142,454,250	16.39%
7071 AMVIS	9.32	236,921,100	9.26%
4978 REPROCEL	8.62	274,140,840	12.56%

Second Section

Stock	PI (bps)	Turnover(JPY)	Share
9318 ASIADVEVE	537.80	489,332,250	37.51%
8894 REVOLUTI	158.93	109,162,870	21.32%
1491 CHUGAIM	101.61	178,796,210	19.52%
6137 KOIKE	32.92	483,638,310	4.75%
6993 DAIKOKYA	30.04	474,252,330	21.34%
3825 REMIX	15.74	801,627,490	12.71%
2778 PALEMOHD	14.50	113,361,450	8.07%
2459 AUNCONSL	14.26	129,287,020	4.41%
3823 ACRODEA	13.72	218,648,230	5.80%
3409 KNH-SPN	11.83	179,202,560	5.39%

ETFs & REITs

Stock	PI (bps)	Turnover(JPY)	Share
1615 NFBANKS	23.97	203,173,900	19.93%
1699 NFOIL	18.84	1,106,088,205	29.79%
1357 NFNKDOUB	12.22	44,978,125,457	24.17%
3481 MTB LOGI	5.80	101,447,300	5.95%
3468 STARASIA	5.42	190,968,490	6.02%
8985 JHR	5.04	721,375,840	12.88%
1540 JPP GLD	4.66	482,089,224	18.81%
8963 INV	4.65	576,005,200	7.69%
8967 JPN-LOGI	3.82	123,204,650	5.57%
3309 SEKSUIHR	3.70	184,430,870	6.37%