

## Market Report for the Week of August 23, 2021

### Daily Averages

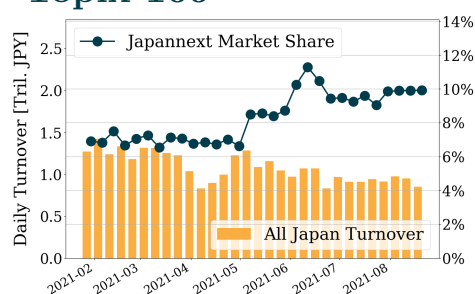
Universe	Turnover(JPY)	Volume	Share	PI (bps)	Symbols
All Market	238,930,821,169	116,362,319	9.95 %	3.39	3223
Topix100	84,407,533,994	19,624,860	9.91 %	1.12	99
Nikkei 225	112,544,881,872	39,530,440	9.73 %	2.39	225
TopixMid400	76,580,622,688	30,569,640	9.93 %	3.50	398
Small & Others	29,857,950,788	21,848,000	9.15 %	5.19	1506
Mothers & Jasdaq	20,468,495,982	14,322,120	10.80 %	5.80	792
ETFs & REITs	25,295,280,087	14,148,959	10.61 %	3.95	129

All Market  
**10.0 %**

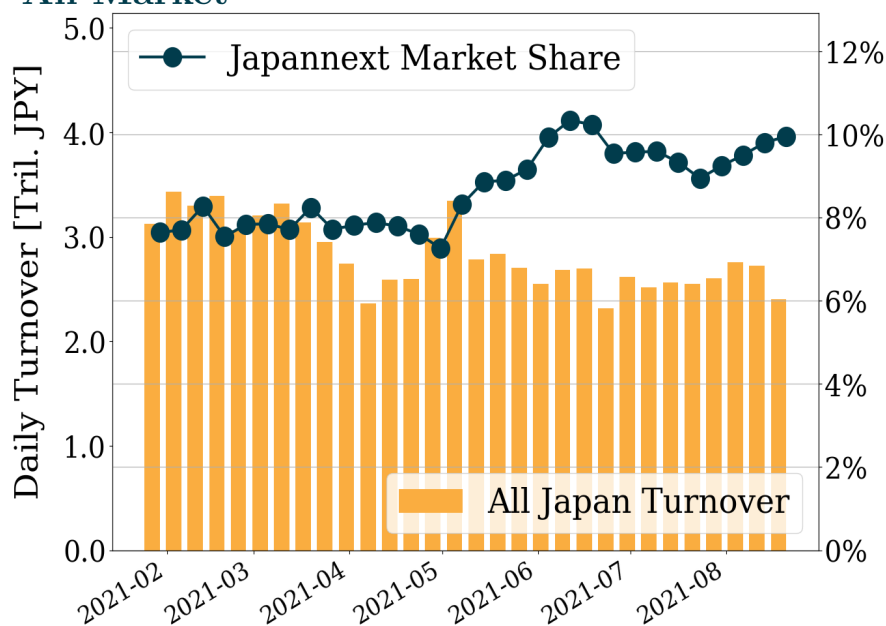
Topix 100  
**9.9 %**

Nikkei 225  
**9.7 %**

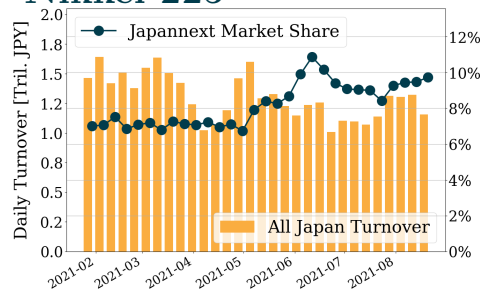
#### Topix 100



#### All Market



#### Nikkei 225



#### Top Stocks by Turnover

Stock	Turnover(JPY)	Share	PI (bps)
9101 NYKLINE	57,911,016,600	13.02%	3.68
1570 NFNKLV	57,407,179,679	14.82%	2.90
6920 LASRTEC	45,749,771,600	13.43%	1.20
9984 SOFTBNKG	39,826,484,930	10.78%	0.63
9104 MTI-OSK	31,890,603,100	12.81%	4.29

#### Top Stocks by Market Share

Stock	Turnover(JPY)	Share	PI (bps)
8918 LAND	110,682,710	66.77%	413.40
3624 AXELMARK	299,359,640	42.92%	9.04
9318 ASIADAVE	355,073,510	40.91%	708.68
2174 GCA	3,264,526,790	34.50%	3.17
1699 NFOIL	1,526,190,160	28.39%	19.67

#### Top Stocks by Price Improvement

Stock	Turnover(JPY)	Share	PI (bps)
9318 ASIADAVE	355,073,510	40.91%	708.68
8918 LAND	110,682,710	66.77%	413.40
2370 MEDINET	190,562,060	18.88%	38.84
6993 DAIKOKYA	632,369,060	21.56%	32.33
9073 KYOGOKU	106,794,500	6.40%	30.85

#### Top Stocks by Savings

Stock	Turnover(JPY)	Share	Savings
9101 NYKLINE	57,911,016,600	13.02%	19,209,700
1357 NFNKDOUB	19,866,852,546	17.49%	15,438,012
1570 NFNKLV	57,407,179,679	14.82%	13,544,836
9318 ASIADAVE	355,073,510	40.91%	12,121,640
9104 MTI-OSK	31,890,603,100	12.81%	12,063,500

- ▶ Analysis is based on Japannext and Refinitiv data. Small & Others = First Section - TPX500.
- ▶ All Japan Turnover = Japannext (J+X+U+N) + TSE (excl. Tostnet) + Chi-X (Chi-Alpha + Chi-Select excl. Chi-Match). Market Share = Japannext turnover / All Japan Turnover.
- ▶ Opening and Closing auction trades on the TSE are excluded from calculations.
- ▶ Price Improvement (PI) and Savings (PI\*volume) are calculated by comparing the execution price against the primary market's best bid for each sell or best offer for each buy at the point of execution from the taker's perspective. Reported PI is a value-weighted average. Names with weekly traded value less than 100,000,000 JPY are excluded from the rankings tables.

## Top 10 Stocks by Turnover

### Topix 100

Stock	Turnover(JPY)	Share	PI (bps)
9984 SOFTBNKG	39,826,484,930	10.78%	0.63
7974 NINTEND	28,695,992,700	12.23%	1.24
7203 TOYOTA	19,832,142,100	8.08%	0.58
9983 FASTRET	18,322,379,800	16.65%	1.07
4507 SIONOGI	17,451,239,240	13.51%	0.99
6861 KEYENCE	16,145,816,100	15.47%	1.23
8035 TKOELCN	16,032,002,820	10.42%	0.81
6758 SONY G	15,262,320,050	10.24%	1.16
4568 1-SANKYO	9,979,239,690	12.16%	1.21
5401 NSTEEL	8,157,310,490	10.35%	1.17

### Nikkei 225

Stock	Turnover(JPY)	Share	PI (bps)
9101 NYKLINE	57,911,016,600	13.02%	3.68
9984 SOFTBNKG	39,826,484,930	10.78%	0.63
9104 MTI-OSK	31,890,603,100	12.81%	4.29
7203 TOYOTA	19,832,142,100	8.08%	0.58
9983 FASTRET	18,322,379,800	16.65%	1.07
4507 SIONOGI	17,451,239,240	13.51%	0.99
9107 K-LINE	17,203,647,350	12.97%	3.67
8035 TKOELCN	16,032,002,820	10.42%	0.81
6758 SONY G	15,262,320,050	10.24%	1.16
4568 1-SANKYO	9,979,239,690	12.16%	1.21

### Topix Mid400

Stock	Turnover(JPY)	Share	PI (bps)
9101 NYKLINE	57,911,016,600	13.02%	3.68
6920 LASRTEC	45,749,771,600	13.43%	1.20
9104 MTI-OSK	31,890,603,100	12.81%	4.29
5411 JFE HD	6,151,344,400	6.97%	1.87
4755 RAKUTENG	5,013,935,540	8.73%	2.77
6857 ADVNTST	4,673,812,900	9.24%	3.09
6502 TOSHIBA	4,408,244,600	9.30%	2.91
9201 JAL	4,234,461,880	7.17%	1.19
6976 TAIYOYU	4,174,757,600	13.94%	5.66
3038 KOBE BSN	4,127,965,450	13.13%	3.54

### Small & Others

Stock	Turnover(JPY)	Share	PI (bps)
9107 K-LINE	17,203,647,350	12.97%	3.67
6532 BAYCURNT	14,382,708,500	15.99%	7.03
3923 RAKUS	6,198,028,550	14.91%	4.26
4093 ACETYLN	4,099,040,990	10.58%	2.35
9519 RENOVA	3,863,985,700	13.72%	3.75
8698 MONEX G	3,857,198,470	12.06%	4.99
2174 GCA	3,264,526,790	34.50%	3.17
3697 SHIFT	3,136,721,500	10.08%	3.18
7816 SNOWPEAK	2,947,842,900	13.93%	5.63
9603 H.I.S.	1,961,925,800	7.47%	1.59

### Mothers

Stock	Turnover(JPY)	Share	PI (bps)
4934 PANTI-AG	8,195,726,100	10.61%	1.86
3998 SURALANT	7,307,738,590	12.87%	1.95
7370 ENJIN	6,484,043,350	12.55%	2.81
4385 MERCARI	5,305,250,900	15.27%	5.01
2158 FRONTEO	2,720,802,730	10.87%	2.92
4475 HENNGE	2,269,730,750	11.99%	4.47
4485 JTOWER	2,226,303,000	15.02%	5.09
7072 INTIMATE	1,801,925,240	8.98%	3.52
3936 GLOBALWA	1,663,917,150	18.22%	7.92
4436 MINKABU	1,623,494,200	12.70%	4.08

### JASDAQ

Stock	Turnover(JPY)	Share	PI (bps)
8256 MARUMIT	3,443,496,000	9.60%	8.51
2702 MCDNALD	2,770,862,500	18.88%	6.19
6890 FERROTEC	1,664,182,320	8.06%	2.16
2315 CAICA	1,564,653,970	10.06%	13.93
4582 SYMBIO	1,364,868,300	9.91%	3.80
1407 WEST HD	1,282,925,200	12.18%	5.02
2484 DEMAECAN	1,079,455,950	9.89%	3.57
5381 MIPOX	896,450,290	9.11%	5.18
3760 CAVE	691,309,830	9.19%	3.58
7564 WORKMAN	619,316,600	15.31%	4.90

### Second Section

Stock	Turnover(JPY)	Share	PI (bps)
3825 REMIX	1,451,223,540	11.67%	14.38
3377 BIKE O	1,377,866,100	10.77%	3.39
6137 KOIKE	739,498,140	9.85%	6.67
4595 MIZHMEDY	731,421,700	11.75%	8.11
6993 DAIKOKYA	632,369,060	21.56%	32.33
9127 TAMAI	589,715,830	8.86%	3.38
3856 ABALANCE	453,566,300	16.42%	9.85
9818 DAIMARE	388,903,480	5.75%	22.60
3823 ACRODEA	382,222,170	6.34%	13.06
9318 ASIADAVE	355,073,510	40.91%	708.68

### ETFs & REITs

Stock	Turnover(JPY)	Share	PI (bps)
1570 NFNKLV	57,407,179,679	14.82%	2.90
1357 NFNKDOUB	19,866,852,546	17.49%	9.45
1458 RK 225LV	13,015,319,692	17.87%	2.05
1459 RK 225DI	6,849,839,704	12.67%	2.02
1360 NKBEAR-2	5,118,679,571	6.11%	3.25
1579 225 BULL	3,963,517,540	5.36%	2.61
1699 NFOIL	1,526,190,160	28.39%	19.67
1671 WTI ETF	1,104,317,955	11.57%	2.37
8985 JHR	914,677,260	11.37%	4.76
3298 INVESCO	875,212,052	18.60%	1.02

## Top 10 Stocks by Market Share

### Topix 100

Stock	Share	Turnover(JPY)	PI (bps)
9022 JR CENT	19.48%	6,895,501,330	1.60
9983 FASTRET	16.65%	18,322,379,800	1.07
6869 SYSMEX	15.52%	2,665,411,970	1.56
6861 KEYENCE	15.47%	16,145,816,100	1.23
8697 JPX	15.46%	946,804,220	1.65
7832 BANNAMHD	15.24%	2,163,993,290	1.83
9502 CHUBPWR	14.09%	967,899,550	1.54
4661 OLC	13.74%	7,117,265,540	1.32
4507 SIONOGI	13.51%	17,451,239,240	0.99
6702 FUJITSU	13.26%	3,982,870,600	1.48

### Nikkei 225

Stock	Share	Turnover(JPY)	PI (bps)
9022 JR CENT	19.48%	6,895,501,330	1.60
9983 FASTRET	16.65%	18,322,379,800	1.07
9412 SKYPER J	15.98%	425,183,040	7.77
2282 NH FOODS	15.75%	626,741,200	4.00
8697 JPX	15.46%	946,804,220	1.65
1333 MARUNICI	15.45%	376,554,340	2.46
7832 BANNAMHD	15.24%	2,163,993,290	1.83
4902 KONICAM	14.76%	1,698,723,520	5.88
9502 CHUBPWR	14.09%	967,899,550	1.54
5201 AGC	13.96%	2,750,015,950	6.08

### Topix Mid400

Stock	Share	Turnover(JPY)	PI (bps)
3591 WACOALHD	27.38%	248,756,680	4.10
6136 OSG	19.99%	232,689,720	3.39
6465 HOSIZAKI	19.66%	883,676,600	4.63
6417 SANKYOP	18.25%	447,224,400	2.12
3088 MA-KIYO	17.45%	964,552,950	5.58
1893 P-OCEAN	17.06%	481,051,560	4.77
8334 GUNMABK	16.28%	282,817,230	9.90
8377 HOKUHOKU	16.14%	102,766,460	3.76
9989 SUNDRUG	15.99%	706,890,750	3.92
2282 NH FOODS	15.75%	626,741,200	4.00

### Small & Others

Stock	Share	Turnover(JPY)	PI (bps)
8918 LAND	66.77%	110,682,710	413.40
2174 GCA	34.50%	3,264,526,790	3.17
2337 ICHIGO	16.33%	101,218,370	10.49
6532 BAYCURNT	15.99%	14,382,708,500	7.03
9412 SKYPER J	15.98%	425,183,040	7.77
3678 MEDIADO	15.30%	217,274,950	7.41
3932 AKATSUKI	15.02%	104,860,950	6.18
3923 RAKUS	14.91%	6,198,028,550	4.26
1821 MS-CON	14.62%	117,891,080	6.80
8057 UTIDA Y	14.47%	243,384,400	8.96

### Mothers

Stock	Share	Turnover(JPY)	PI (bps)
3624 AXELMARK	42.92%	299,359,640	9.04
4068 BASIS	19.31%	1,307,739,100	7.81
4488 AIINSIDE	19.22%	529,482,000	6.59
2370 MEDINET	18.88%	190,562,060	38.84
2150 CARENET	18.78%	969,646,700	8.03
3936 GLOBALWA	18.22%	1,663,917,150	7.92
4880 CELLSOUR	17.96%	946,827,100	4.90
6027 BENG04CM	17.92%	969,490,100	8.11
4395 ACCRETE	16.66%	180,644,360	4.83
9467 ALPHAPLS	16.23%	121,432,250	9.10

### JASDAQ

Stock	Share	Turnover(JPY)	PI (bps)
3798 ULSGROUP	26.14%	156,732,500	13.21
6960 FKUDADN	19.53%	511,498,700	7.22
9941 TAIYOBU	19.34%	107,473,670	9.20
2702 MCDNALD	18.88%	2,770,862,500	6.19
4978 REPROCEL	16.62%	138,588,460	9.04
3891 KODOSHI	16.41%	480,230,750	8.62
6324 HARMONC	15.98%	596,394,500	5.96
4970 TOYOGOS	15.64%	449,382,100	5.43
4764 NEXUSB	15.51%	129,515,940	19.21
7564 WORKMAN	15.31%	619,316,600	4.90

### Second Section

Stock	Share	Turnover(JPY)	PI (bps)
9318 ASIADAVE	40.91%	355,073,510	708.68
6993 DAIKOKYA	21.56%	632,369,060	32.33
6125 OKMTO M	17.37%	114,369,000	13.47
3856 ABALANCE	16.42%	453,566,300	9.85
7412 ATOM	15.56%	149,049,590	3.10
6627 TERA PRO	13.31%	144,809,640	5.01
7681 LEOCLAN	12.42%	244,498,750	6.40
6366 CHIYODA	12.11%	202,212,260	8.53
4595 MIZHMEDY	11.75%	731,421,700	8.11
3825 REMIX	11.67%	1,451,223,540	14.38

### ETFs & REITs

Stock	Share	Turnover(JPY)	PI (bps)
1699 NFOIL	28.39%	1,526,190,160	19.67
1356 TPXBEAR2	23.35%	470,063,138	2.94
1366 DW 225DI	19.51%	636,843,921	2.81
3298 INVESCO	18.60%	875,212,052	1.02
1458 RK 225LV	17.87%	13,015,319,692	2.05
1357 NFNKDOUB	17.49%	19,866,852,546	9.45
1540 JPP GLD	16.72%	409,989,887	4.59
1615 NFBANKS	16.30%	103,902,000	19.67
1570 NFNKLV	14.82%	57,407,179,679	2.90
1365 DW 225LV	14.39%	626,310,623	2.95

## Top 10 Stocks by PI

### Topix 100

Stock	PI (bps)	Turnover(JPY)	Share
5020 ENEOS	2.39	2,191,617,150	6.59%
8308 RESONA	2.38	437,075,180	5.00%
7309 SHIMANO	2.00	2,695,906,790	12.34%
8604 NOMRAHD	1.93	709,074,870	4.56%
7201 NISSAN	1.87	2,270,361,960	7.10%
8830 SMIRE&D	1.84	1,205,529,060	12.71%
8306 MUFG	1.84	3,136,602,930	3.98%
7832 BANNAMHD	1.83	2,163,993,290	15.24%
8309 SMTRUST	1.82	942,491,350	12.85%
1925 DAIW-HS	1.82	1,053,350,330	8.03%

### Nikkei 225

Stock	PI (bps)	Turnover(JPY)	Share
6472 NTN	14.28	701,700,130	12.53%
7211 MMC	13.02	2,475,962,350	11.79%
9501 TEPCOHD	12.41	1,440,320,220	11.72%
2768 SOJITZ	10.65	1,337,125,140	9.97%
7186 CONCRDIA	8.67	810,874,080	13.16%
9412 SKYPER J	7.77	425,183,040	15.98%
7762 CITIZEN	6.92	396,227,510	13.36%
6506 YASKAWA	6.35	2,905,872,500	13.25%
7003 MTI E&S	6.19	370,370,430	9.40%
5201 AGC	6.08	2,750,015,950	13.96%

### Topix Mid400

Stock	PI (bps)	Turnover(JPY)	Share
7167 MEBUKIFG	14.72	594,268,010	12.22%
6472 NTN	14.28	701,700,130	12.53%
8410 SEVEN BK	13.71	614,860,300	11.85%
7211 MMC	13.02	2,475,962,350	11.79%
9501 TEPCOHD	12.41	1,440,320,220	11.72%
2768 SOJITZ	10.65	1,337,125,140	9.97%
8334 GUNMABK	9.90	282,817,230	16.28%
7186 CONCRDIA	8.67	810,874,080	13.16%
8572 ACOM	8.29	201,273,640	12.11%
8359 82-BANK	7.22	156,311,580	10.22%

### Small & Others

Stock	PI (bps)	Turnover(JPY)	Share
8918 LAND	413.40	110,682,710	66.77%
3315 NIP-COKE	26.67	119,837,150	13.89%
8585 OR.CORP	23.10	291,930,220	10.73%
6632 JVCKW	16.21	206,843,390	10.98%
4344 SOURCENX	13.33	107,993,510	11.26%
8848 LEOPC21	13.18	714,915,640	9.47%
9424 JPN-COMM	12.41	765,073,990	12.00%
7527 SYSSOFT	12.15	235,599,070	13.37%
7014 NAMURA	11.50	585,063,210	14.05%
4512 WAKAMTO	11.05	115,694,070	6.52%

### Mothers

Stock	PI (bps)	Turnover(JPY)	Share
2370 MEDINET	38.84	190,562,060	18.88%
7089 FORSTART	11.37	107,560,340	11.21%
6612 BALMUDA	11.05	133,663,400	11.53%
6030 ADVENTUR	10.84	131,134,100	10.95%
4583 CHIOME	10.31	288,269,600	6.95%
7373 AIDMA HD	10.29	943,476,600	15.21%
4479 MAKUAKE	9.91	136,358,300	10.89%
4177 I-PLUG	9.85	186,764,300	13.21%
4194 VISIONAL	9.60	168,205,400	9.06%
9467 ALPHAPLS	9.10	121,432,250	16.23%

### JASDAQ

Stock	PI (bps)	Turnover(JPY)	Share
9073 KYOGOKU	30.85	106,794,500	6.40%
4764 NEXUSB	19.21	129,515,940	15.51%
2315 CAICA	13.93	1,564,653,970	10.06%
3798 ULSGROUP	13.21	156,732,500	26.14%
6626 SEMITEC	9.65	267,739,900	11.78%
7071 AMVIS	9.61	473,894,500	7.15%
6614 SIKINOHT	9.29	315,092,110	12.72%
9941 TAIYOBU	9.20	107,473,670	19.34%
4978 REPROCEL	9.04	138,588,460	16.62%
3891 KODOSHI	8.62	480,230,750	16.41%

### Second Section

Stock	PI (bps)	Turnover(JPY)	Share
9318 ASIADAVE	708.68	355,073,510	40.91%
6993 DAIKOKYA	32.33	632,369,060	21.56%
9818 DAIMARE	22.60	388,903,480	5.75%
6495 MIYAIRI	21.29	160,576,600	6.27%
3409 KNH-SPN	14.42	248,794,660	5.51%
3825 REMIX	14.38	1,451,223,540	11.67%
6125 OKMTO M	13.47	114,369,000	17.37%
3823 ACRODEA	13.06	382,222,170	6.34%
3856 ABALANCE	9.85	453,566,300	16.42%
6366 CHIYODA	8.53	202,212,260	12.11%

### ETFs & REITs

Stock	PI (bps)	Turnover(JPY)	Share
1699 NFOIL	19.67	1,526,190,160	28.39%
1615 NFBANKS	19.67	103,902,000	16.30%
1357 NFNKDOUB	9.45	19,866,852,546	17.49%
3481 MTB LOGI	5.40	145,272,600	6.42%
3468 STARASIA	5.10	125,604,620	5.86%
8985 JHR	4.76	914,677,260	11.37%
1540 JPP GLD	4.59	409,989,887	16.72%
3290 ONE REIT	3.92	105,761,050	6.28%
8963 INV	3.83	538,018,665	6.84%
3471 MITSUILP	3.53	123,257,900	3.07%