

## Market Report for the Week of August 30, 2021

### Daily Averages

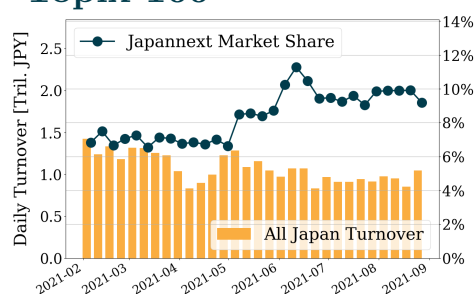
Universe	Turnover(JPY)	Volume	Share	PI (bps)	Symbols
All Market	291,613,346,250	136,289,366	9.47 %	3.28	3323
Topix100	95,928,160,956	21,996,600	9.18 %	1.07	99
Nikkei 225	129,121,168,984	43,671,100	9.05 %	2.32	225
TopixMid400	98,011,910,520	34,230,620	9.51 %	3.07	398
Small & Others	36,285,579,750	26,447,640	9.50 %	5.56	1579
Mothers & Jasdaq	22,155,736,274	16,646,160	9.38 %	6.04	814
ETFs & REITs	37,073,897,340	22,035,946	10.20 %	4.17	126

All Market  
**9.5 %**

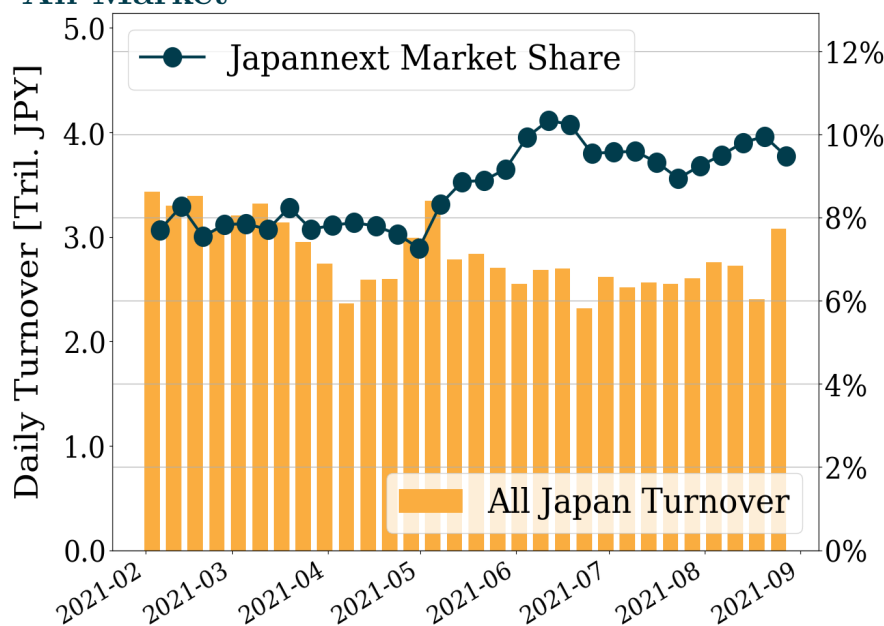
Topix 100  
**9.2 %**

Nikkei 225  
**9.0 %**

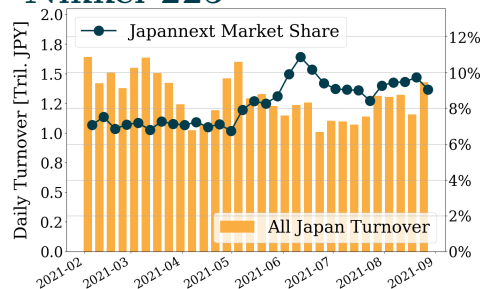
#### Topix 100



#### All Market



#### Nikkei 225



#### Top Stocks by Turnover

Stock	Turnover(JPY)	Share	PI (bps)
6920 LASRTEC	105,924,741,200	13.27%	1.02
1570 NFNKLV	90,061,836,401	12.31%	2.73
9101 NYKLINE	57,319,811,700	12.41%	3.27
9104 MTI-OSK	45,495,946,200	12.45%	3.56
1357 NFNKDOUB	33,503,685,678	18.73%	10.56

#### Top Stocks by Market Share

Stock	Turnover(JPY)	Share	PI (bps)
8103 MEIWA	671,662,780	92.25%	3.12
8918 LAND	214,052,540	80.98%	427.39
2174 GCA	6,460,392,300	72.74%	3.27
3320 CROSPLS	218,418,450	47.82%	0.00
9318 ASIADVEVE	299,273,920	35.08%	977.19

#### Top Stocks by Price Improvement

Stock	Turnover(JPY)	Share	PI (bps)
9318 ASIADVEVE	299,273,920	35.08%	977.19
8918 LAND	214,052,540	80.98%	427.39
2370 MEDINET	115,509,690	18.18%	39.83
6993 DAIKOKYA	556,374,660	21.02%	38.91
3315 NIP-COKE	219,420,050	11.21%	24.70

#### Top Stocks by Savings

Stock	Turnover(JPY)	Share	Savings
1357 NFNKDOUB	33,503,685,678	18.73%	27,964,605
1570 NFNKLV	90,061,836,401	12.31%	20,243,095
9101 NYKLINE	57,319,811,700	12.41%	17,034,000
6532 BAYCURNT	24,139,744,500	15.89%	15,160,500
9104 MTI-OSK	45,495,946,200	12.45%	14,379,800

- ▶ Analysis is based on Japannext and Refinitiv data. Small & Others = First Section - TPX500.
- ▶ All Japan Turnover = Japannext (J+X+U+N) + TSE (excl. Tostnet) + Chi-X (Chi-Alpha + Chi-Select excl. Chi-Match). Market Share = Japannext turnover / All Japan Turnover.
- ▶ Opening and Closing auction trades on the TSE are excluded from calculations.
- ▶ Price Improvement (PI) and Savings (PI\*volume) are calculated by comparing the execution price against the primary market's best bid for each sell or best offer for each buy at the point of execution from the taker's perspective. Reported PI is a value-weighted average. Names with weekly traded value less than 100,000,000 JPY are excluded from the rankings tables.

## Top 10 Stocks by Turnover

### Topix 100

Stock	Turnover(JPY)	Share	PI (bps)
9984 SOFTBNKG	29,430,752,900	7.38%	0.48
7974 NINTEND	28,818,878,100	12.67%	1.01
9983 FASTRET	28,009,941,600	16.22%	1.02
8035 TKOELCN	20,746,797,960	10.68%	0.76
6861 KEYENCE	19,438,744,000	15.53%	1.16
9022 JR CENT	15,683,597,930	15.80%	1.33
6758 SONY G	14,979,152,090	10.16%	1.26
5401 NSTEEL	13,337,732,000	9.22%	0.94
7203 TOYOTA	12,074,190,360	6.44%	0.52
9020 JR EAST	11,047,534,780	8.92%	0.67

### Nikkei 225

Stock	Turnover(JPY)	Share	PI (bps)
9101 NYKLINE	57,319,811,700	12.41%	3.27
9104 MTI-OSK	45,495,946,200	12.45%	3.56
9984 SOFTBNKG	29,430,752,900	7.38%	0.48
9983 FASTRET	28,009,941,600	16.22%	1.02
8035 TKOELCN	20,746,797,960	10.68%	0.76
9022 JR CENT	15,683,597,930	15.80%	1.33
6758 SONY G	14,979,152,090	10.16%	1.26
9107 K-LINE	14,036,790,600	13.36%	5.52
5401 NSTEEL	13,337,732,000	9.22%	0.94
7203 TOYOTA	12,074,190,360	6.44%	0.52

### Topix Mid400

Stock	Turnover(JPY)	Share	PI (bps)
6920 LASRTEC	105,924,741,200	13.27%	1.02
9101 NYKLINE	57,319,811,700	12.41%	3.27
9104 MTI-OSK	45,495,946,200	12.45%	3.56
5411 JFE HD	11,096,346,910	6.77%	1.80
6857 ADVNTST	7,203,510,300	8.26%	2.96
6723 RENESAS	5,876,618,000	7.04%	2.35
6976 TAIYOYU	5,606,627,100	10.39%	5.02
9201 JAL	4,718,007,580	6.78%	1.11
3038 KOBE BSN	4,259,816,600	10.66%	3.34
6506 YASKAWA	4,049,725,900	10.75%	6.00

### Small & Others

Stock	Turnover(JPY)	Share	PI (bps)
6532 BAYCURNT	24,139,744,500	15.89%	6.84
9107 K-LINE	14,036,790,600	13.36%	5.52
2174 GCA	6,460,392,300	72.74%	3.27
7816 SNOWPEAK	4,216,588,500	15.37%	6.29
3923 RAKUS	3,530,950,550	14.05%	3.89
8698 MONEX G	3,199,498,570	14.40%	5.39
9603 H.I.S.	3,103,673,780	6.65%	1.57
6951 JEOL	3,069,677,500	9.35%	5.24
9519 RENOVA	3,069,088,400	12.91%	4.07
4443 SANSAN	2,547,560,700	11.31%	3.92

### Mothers

Stock	Turnover(JPY)	Share	PI (bps)
4475 HENNGE	7,521,480,600	12.89%	5.28
7370 ENJIN	6,478,397,850	11.87%	3.87
4934 PANTI-AG	4,250,192,900	11.76%	2.33
3998 SURALANT	4,145,201,290	8.29%	1.80
3936 GLOBALWA	3,494,304,600	14.71%	6.85
4385 MERCARI	3,418,153,000	14.90%	4.84
2158 FRONTEO	3,227,020,640	8.44%	2.47
4488 AIINSIDE	3,148,343,100	11.46%	4.30
6027 BENG04CM	2,780,821,300	16.26%	7.05
2934 JFRONTIR	2,583,475,750	5.38%	4.28

### JASDAQ

Stock	Turnover(JPY)	Share	PI (bps)
6890 FERROTEC	3,276,938,290	11.48%	6.58
2315 CAICA	2,733,284,360	9.37%	13.30
2702 MCDNALD	2,583,939,600	17.35%	5.87
8256 MARUMIT	2,012,959,550	11.64%	8.97
5381 MIPOX	1,407,886,940	10.49%	4.56
7564 WORKMAN	1,371,441,700	10.62%	4.31
1407 WEST HD	1,312,823,250	10.59%	4.79
2484 DEMAECAN	1,171,550,690	9.97%	3.60
4582 SYMBIO	1,003,832,010	8.68%	3.66
6614 SIKINOHT	932,480,500	12.99%	8.03

### Second Section

Stock	Turnover(JPY)	Share	PI (bps)
3825 REMIX	1,998,756,300	10.40%	12.55
3377 BIKE O	1,195,028,410	8.49%	3.35
6993 DAIKOKYA	556,374,660	21.02%	38.91
4595 MIZHMEDY	430,665,450	10.17%	8.40
9127 TAMAI	315,678,250	14.41%	4.90
9318 ASIADAVE	299,273,920	35.08%	977.19
6125 OKMTO M	298,980,700	11.02%	5.53
2345 KUSHIM	285,022,640	9.61%	5.73
9360 SUZUYO	265,181,690	7.36%	9.56
6778 ARTIZA	260,158,360	13.02%	2.79

### ETFs & REITs

Stock	Turnover(JPY)	Share	PI (bps)
1570 NFNKLV	90,061,836,401	12.31%	2.73
1357 NFNKDOUB	33,503,685,678	18.73%	10.56
1458 RK 225LV	18,601,500,822	18.23%	2.27
1579 225 BULL	7,576,070,320	7.38%	2.44
1459 RK 225DI	7,490,212,441	11.75%	2.61
1360 NKBEAR-2	7,192,246,452	6.70%	3.41
3298 INVESCO	1,688,508,839	16.49%	0.84
1365 DW 225LV	1,321,643,010	17.71%	2.64
1699 NFOIL	1,217,506,947	26.27%	20.57
1568 TPX BULL	1,213,450,140	4.18%	0.96

## Top 10 Stocks by Market Share

### Topix 100

Stock	Share	Turnover(JPY)	PI (bps)
7832 BANNAMHD	17.87%	3,033,260,580	1.88
9983 FASTRET	16.22%	28,009,941,600	1.02
9022 JR CENT	15.80%	15,683,597,930	1.33
6861 KEYENCE	15.53%	19,438,744,000	1.16
4661 OLC	13.46%	7,443,732,060	1.34
4568 1-SANKYO	12.96%	8,260,145,100	1.23
6869 SYSMEX	12.87%	3,000,169,970	1.64
7974 NINTEND	12.67%	28,818,878,100	1.01
8830 SMIRE&D	12.61%	1,540,677,530	1.83
7309 SHIMANO	12.56%	2,852,378,600	1.73

### Nikkei 225

Stock	Share	Turnover(JPY)	PI (bps)
7832 BANNAMHD	17.87%	3,033,260,580	1.88
1333 MARUNICI	17.28%	417,299,370	2.46
9983 FASTRET	16.22%	28,009,941,600	1.02
9412 SKYPER J	15.82%	432,815,860	7.79
9022 JR CENT	15.80%	15,683,597,930	1.33
2282 NH FOODS	14.41%	823,526,100	3.94
8354 FKUOKAFG	14.34%	789,275,800	2.41
7186 CONCRDIA	14.02%	1,161,723,000	8.45
9107 K-LINE	13.36%	14,036,790,600	5.52
4568 1-SANKYO	12.96%	8,260,145,100	1.23

### Topix Mid400

Stock	Share	Turnover(JPY)	PI (bps)
3591 WACOALHD	25.51%	183,872,950	3.75
6465 HOSIZAKI	21.88%	985,290,600	4.65
6136 OSG	21.09%	318,712,280	3.75
6417 SANKYOP	18.45%	398,529,010	2.27
1333 MARUNICI	17.28%	417,299,370	2.46
2175 SMS	17.03%	606,782,200	4.29
3360 SHIP HD	15.41%	367,465,500	2.60
9989 SUNDRUG	15.38%	616,131,800	4.42
3088 MA-KIYO	14.80%	847,636,750	7.76
1951 KYOWAEX	14.76%	473,633,040	2.18

### Small & Others

Stock	Share	Turnover(JPY)	PI (bps)
8103 MEIWA	92.25%	671,662,780	3.12
8918 LAND	80.98%	214,052,540	427.39
2174 GCA	72.74%	6,460,392,300	3.27
9267 GENKYDRG	19.30%	412,461,800	7.07
8803 HEIWARE	18.83%	326,297,900	6.00
6532 BAYCURNT	15.89%	24,139,744,500	6.84
9412 SKYPER J	15.82%	432,815,860	7.79
3678 MEDIADO	15.45%	274,513,500	8.63
7816 SNOWPEAK	15.37%	4,216,588,500	6.29
3932 AKATSUKI	14.96%	125,535,450	5.63

### Mothers

Stock	Share	Turnover(JPY)	PI (bps)
2586 FRUTA	19.58%	157,155,510	16.83
2370 MEDINET	18.18%	115,509,690	39.83
6027 BENG04CM	16.26%	2,780,821,300	7.05
2150 CARENET	15.19%	875,968,600	8.17
4385 MERCARI	14.90%	3,418,153,000	4.84
3936 GLOBALWA	14.71%	3,494,304,600	6.85
7092 FFJ	14.33%	155,132,150	9.13
3680 HOTTOLNK	14.21%	130,332,280	8.31
7082 JIMOTY	14.05%	704,369,970	4.12
4480 MEDLEY	13.85%	766,446,400	5.57

### JASDAQ

Stock	Share	Turnover(JPY)	PI (bps)
4764 NEXUSB	18.64%	151,086,120	18.35
2702 MCDNALD	17.35%	2,583,939,600	5.87
3891 KODOSHI	15.03%	530,191,600	6.44
6324 HARMONC	13.86%	818,975,900	4.17
5699 IBOKIN	13.04%	160,949,050	8.63
6614 SIKINOHT	12.99%	932,480,500	8.03
6960 FKUDADN	12.83%	178,486,900	8.42
8256 MARUMIT	11.64%	2,012,959,550	8.97
6890 FERROTEC	11.48%	3,276,938,290	6.58
4193 FABRICA	11.33%	226,469,590	8.92

### Second Section

Stock	Share	Turnover(JPY)	PI (bps)
3320 CROSPLS	47.82%	218,418,450	0.00
9318 ASIADAVE	35.08%	299,273,920	977.19
6993 DAIKOKYA	21.02%	556,374,660	38.91
9127 TAMAI	14.41%	315,678,250	4.90
7412 ATOM	13.17%	180,833,780	3.29
6778 ARTIZA	13.02%	260,158,360	2.79
6125 OKMTO M	11.02%	298,980,700	5.53
3663 ARTSPARK	10.62%	232,672,750	5.78
3825 REMIX	10.40%	1,998,756,300	12.55
4595 MIZHMEDY	10.17%	430,665,450	8.40

### ETFs & REITs

Stock	Share	Turnover(JPY)	PI (bps)
1699 NFOIL	26.27%	1,217,506,947	20.57
1356 TPXBEAR2	24.87%	873,581,224	2.94
1540 JPP GLD	22.97%	359,454,502	4.58
1366 DW 225DI	19.59%	791,672,749	2.72
1357 NFNKDOUB	18.73%	33,503,685,678	10.56
1458 RK 225LV	18.23%	18,601,500,822	2.27
1365 DW 225LV	17.71%	1,321,643,010	2.64
3298 INVESCO	16.49%	1,688,508,839	0.84
8985 JHR	12.75%	1,154,375,110	4.70
1570 NFNKLV	12.31%	90,061,836,401	2.73

## Top 10 Stocks by PI

### Topix 100

Stock	PI (bps)	Turnover(JPY)	Share
8308 RESONA	2.35	514,921,970	4.43%
5020 ENEOS	2.35	2,332,275,600	7.24%
8604 NOMRAHD	1.91	880,118,720	3.36%
7832 BANNAMHD	1.88	3,033,260,580	17.87%
8601 DAIWASG	1.86	435,747,230	2.76%
7201 NISSAN	1.86	1,900,325,970	6.01%
8830 SMIRE&D	1.83	1,540,677,530	12.61%
1925 DAIW-HS	1.76	1,235,269,180	6.99%
3402 TORAY	1.75	677,423,090	5.37%
7309 SHIMANO	1.73	2,852,378,600	12.56%

### Nikkei 225

Stock	PI (bps)	Turnover(JPY)	Share
6472 NTN	13.81	820,698,160	11.78%
9501 TEPCOHD	13.52	2,612,847,080	11.47%
7211 MMC	13.08	1,797,586,750	11.41%
2768 SOJITZ	11.12	1,865,489,080	10.62%
7186 CONCRDIA	8.45	1,161,723,000	14.02%
9412 SKYPER J	7.79	432,815,860	15.82%
4631 DIC	6.61	266,857,550	7.97%
7003 MTI E&S	6.60	379,397,120	9.37%
7762 CITIZEN	6.29	443,834,850	12.02%
5201 AGC	6.06	3,850,932,200	11.94%

### Topix Mid400

Stock	PI (bps)	Turnover(JPY)	Share
7167 MEBUKIFG	15.40	618,917,790	9.62%
8410 SEVEN BK	14.90	591,411,200	11.47%
6472 NTN	13.81	820,698,160	11.78%
9501 TEPCOHD	13.52	2,612,847,080	11.47%
7211 MMC	13.08	1,797,586,750	11.41%
2768 SOJITZ	11.12	1,865,489,080	10.62%
8334 GUNMABK	9.78	263,324,940	13.20%
8359 82-BANK	8.79	164,011,780	9.73%
7186 CONCRDIA	8.45	1,161,723,000	14.02%
3088 MA-KIYO	7.76	847,636,750	14.80%

### Small & Others

Stock	PI (bps)	Turnover(JPY)	Share
8918 LAND	427.39	214,052,540	80.98%
3315 NIP-COKE	24.70	219,420,050	11.21%
8585 OR.CORP	23.22	333,885,840	9.73%
2353 NP-PARK	18.35	188,017,510	13.99%
6632 JVCKW	15.81	286,479,680	13.27%
7238 AKEBONO	14.99	132,767,320	10.35%
8848 LEOPC21	13.25	613,160,200	10.54%
7014 NAMURA	12.49	316,391,220	11.25%
7527 SYSSOFT	12.47	287,124,680	11.20%
5017 FUJI OIL	11.96	131,227,740	11.78%

### Mothers

Stock	PI (bps)	Turnover(JPY)	Share
2370 MEDINET	39.83	115,509,690	18.18%
2586 FRUTA	16.83	157,155,510	19.58%
3905 DATASEC	12.36	103,143,330	10.75%
4583 CHIOME	11.55	335,868,260	12.18%
4571 NANOCARI	9.84	706,554,860	8.69%
7092 FFJ	9.13	155,132,150	14.33%
3680 HOTTOLNK	8.31	130,332,280	14.21%
2150 CARENET	8.17	875,968,600	15.19%
7373 AIDMA HD	7.38	1,042,037,600	9.49%
6597 HPC SYS	7.29	328,832,100	11.17%

### JASDAQ

Stock	PI (bps)	Turnover(JPY)	Share
6634 NCXX G	18.47	149,574,690	5.18%
4764 NEXUSB	18.35	151,086,120	18.64%
3323 RECOMM	17.17	242,885,950	7.92%
2315 CAICA	13.30	2,733,284,360	9.37%
7071 AMVIS	9.28	176,339,300	8.07%
8256 MARUMIT	8.97	2,012,959,550	11.64%
4193 FABRICA	8.92	226,469,590	11.33%
3807 FISCO	8.64	773,918,810	5.18%
5699 IBOKIN	8.63	160,949,050	13.04%
6960 FKUDADN	8.42	178,486,900	12.83%

### Second Section

Stock	PI (bps)	Turnover(JPY)	Share
9318 ASIADAVE	977.19	299,273,920	35.08%
6993 DAIKOKYA	38.91	556,374,660	21.02%
3825 REMIX	12.55	1,998,756,300	10.40%
3409 KNH-SPN	9.67	154,831,680	8.40%
9360 SUZUYO	9.56	265,181,690	7.36%
4595 MIZHMEDY	8.40	430,665,450	10.17%
6366 CHIYODA	7.23	222,633,600	9.49%
3663 ARTSPARK	5.78	232,672,750	10.62%
2345 KUSHIM	5.73	285,022,640	9.61%
6125 OKMTO M	5.53	298,980,700	11.02%

### ETFs & REITs

Stock	PI (bps)	Turnover(JPY)	Share
1615 NFBANKS	24.10	125,246,070	10.07%
1699 NFOIL	20.57	1,217,506,947	26.27%
1357 NFNKDOUB	10.56	33,503,685,678	18.73%
8985 JHR	4.70	1,154,375,110	12.75%
1540 JPP GLD	4.58	359,454,502	22.97%
3481 MTB LOGI	4.43	186,621,500	7.16%
8963 INV	3.82	453,530,340	6.18%
3476 R MIRAI	3.71	155,019,310	6.63%
3468 STARASIA	3.56	163,442,350	7.70%
1360 NKBEAR-2	3.41	7,192,246,452	6.70%