

Market Report for the Week of September 06, 2021

Daily Averages

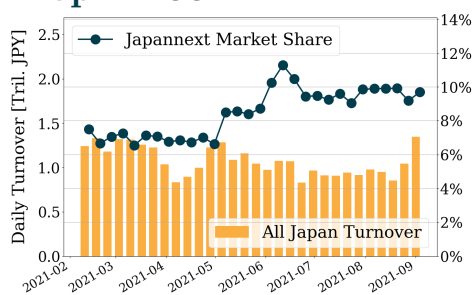
Universe	Turnover(JPY)	Volume	Share	PI (bps)	Symbols
All Market	345,271,585,040	145,926,282	9.70 %	3.07	3418
Topix100	130,564,709,160	27,320,860	9.70 %	1.00	99
Nikkei 225	157,180,667,172	50,368,400	9.19 %	1.98	225
TopixMid400	106,882,908,838	35,925,860	9.63 %	2.88	398
Small & Others	42,506,021,234	25,287,180	9.11 %	5.32	1612
Mothers & Jasdaq	22,786,033,466	13,686,480	9.81 %	5.73	848
ETFs & REITs	40,217,041,202	19,356,622	10.56 %	3.99	129

All Market
9.7 %

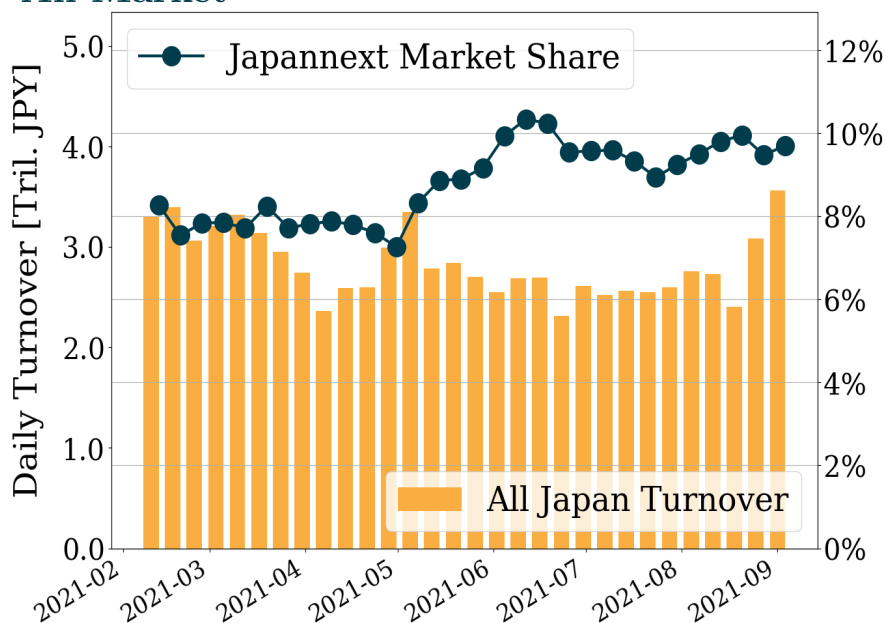
Topix 100
9.7 %

Nikkei 225
9.2 %

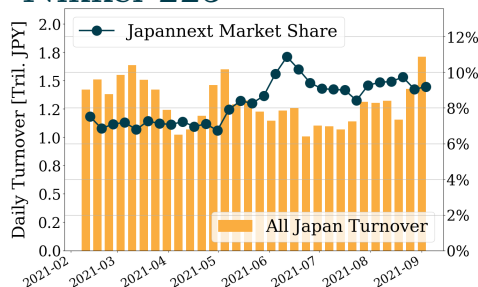
Topix 100



All Market



Nikkei 225



Top Stocks by Turnover

Stock	Turnover(JPY)	Share	PI (bps)
6920 LASRTEC	146,255,317,700	16.43%	0.98
9984 SOFTBNKG	145,194,852,290	11.36%	0.52
1570 NFNKLV	114,149,624,467	12.82%	2.40
9101 NYKLINE	64,860,616,200	12.43%	2.81
7974 NINTEND	35,076,059,800	12.58%	0.92

Top Stocks by Market Share

Stock	Turnover(JPY)	Share	PI (bps)
2174 GCA	3,173,366,760	52.06%	3.45
9318 ASIADVEVE	732,963,670	51.56%	560.11
8918 LAND	129,280,830	37.69%	438.69
8894 REVOLUTI	163,534,950	31.29%	139.32
8803 HEIWARE	418,130,850	26.74%	5.96

Top Stocks by Price Improvement

Stock	Turnover(JPY)	Share	PI (bps)
9318 ASIADVEVE	732,963,670	51.56%	560.11
8918 LAND	129,280,830	37.69%	438.69
8894 REVOLUTI	163,534,950	31.29%	139.32
3528 MIRAINOV	171,161,010	22.37%	111.19
6740 JDI	102,044,070	19.70%	109.47

Top Stocks by Savings

Stock	Turnover(JPY)	Share	Savings
1357 NFNKDOUB	26,920,823,054	15.64%	25,376,482
9318 ASIADVEVE	732,963,670	51.56%	23,829,530
1570 NFNKLV	114,149,624,467	12.82%	22,284,364
9101 NYKLINE	64,860,616,200	12.43%	16,482,900
6532 BAYCURNT	22,382,439,000	17.69%	14,024,000

- ▶ Analysis is based on Japannext and Refinitiv data. Small & Others = First Section - TPX500.
- ▶ All Japan Turnover = Japannext (J+X+U+N) + TSE (excl. Tostnet) + Chi-X (Chi-Alpha + Chi-Select excl. Chi-Match). Market Share = Japannext turnover / All Japan Turnover.
- ▶ Opening and Closing auction trades on the TSE are excluded from calculations.
- ▶ Price Improvement (PI) and Savings (PI*volume) are calculated by comparing the execution price against the primary market's best bid for each sell or best offer for each buy at the point of execution from the taker's perspective. Reported PI is a value-weighted average. Names with weekly traded value less than 100,000,000 JPY are excluded from the rankings tables.

Top 10 Stocks by Turnover

Topix 100

Stock	Turnover(JPY)	Share	PI (bps)
9984 SOFTBNKG	145,194,852,290	11.36%	0.52
7974 NINTEND	35,076,059,800	12.58%	0.92
8035 TKOELCN	31,130,315,430	12.59%	1.01
6861 KEYENCE	29,082,703,800	13.17%	1.25
9983 FASTRET	25,172,229,000	14.88%	1.10
6758 SONY G	18,282,422,080	10.49%	1.30
6981 MURATA	14,128,914,610	8.84%	1.51
7203 TOYOTA	13,196,150,580	6.41%	0.77
4063 SINETUC	11,763,871,580	11.30%	1.07
4507 SIONOGI	10,772,508,980	11.05%	0.84

Nikkei 225

Stock	Turnover(JPY)	Share	PI (bps)
9984 SOFTBNKG	145,194,852,290	11.36%	0.52
9101 NYKLINE	64,860,616,200	12.43%	2.81
9104 MTI-OSK	31,702,570,100	12.24%	3.22
8035 TKOELCN	31,130,315,430	12.59%	1.01
9983 FASTRET	25,172,229,000	14.88%	1.10
6758 SONY G	18,282,422,080	10.49%	1.30
9107 K-LINE	14,431,180,800	11.88%	5.11
7203 TOYOTA	13,196,150,580	6.41%	0.77
4063 SINETUC	11,763,871,580	11.30%	1.07
4507 SIONOGI	10,772,508,980	11.05%	0.84

Topix Mid400

Stock	Turnover(JPY)	Share	PI (bps)
6920 LASRTEC	146,255,317,700	16.43%	0.98
9101 NYKLINE	64,860,616,200	12.43%	2.81
9104 MTI-OSK	31,702,570,100	12.24%	3.22
5411 JFE HD	9,968,528,630	7.21%	1.65
9501 TEPCOHD	7,473,290,410	8.66%	11.57
6857 ADVNTST	6,762,719,300	7.10%	2.71
6723 RENESAS	5,916,706,500	6.93%	2.11
9201 JAL	5,735,260,900	6.43%	1.09
6976 TAIYOYU	5,250,012,200	8.89%	4.13
3092 ZOZO	4,501,859,550	11.65%	3.75

Small & Others

Stock	Turnover(JPY)	Share	PI (bps)
9519 RENOVA	23,283,737,400	14.10%	5.20
6532 BAYCURNT	22,382,439,000	17.69%	6.76
9107 K-LINE	14,431,180,800	11.88%	5.11
6951 JEOL	5,194,065,900	7.71%	4.44
8698 MONEX G	5,042,102,390	13.39%	4.71
3923 RAKUS	4,137,423,150	12.88%	3.39
9517 EREX	3,779,425,130	10.10%	1.80
7816 SNOWPEAK	3,386,046,700	13.54%	5.95
2174 GCA	3,173,366,760	52.06%	3.45
6966 MTI-HTC	2,510,091,900	11.64%	4.46

Mothers

Stock	Turnover(JPY)	Share	PI (bps)
4475 HENNGE	8,573,808,550	15.55%	5.81
3936 GLOBALWA	5,690,135,100	12.96%	7.54
4934 PANTI-AG	4,647,576,000	11.08%	2.37
4385 MERCARI	4,444,711,000	10.66%	4.57
5759 NDEKAI	4,316,790,600	11.51%	4.96
6027 BENG04CM	3,870,182,100	15.74%	6.05
4370 MOBILUS	3,772,510,850	5.90%	1.59
2158 FRONTEO	3,164,014,460	9.29%	2.23
7370 ENJIN	2,791,440,500	13.05%	4.14
4477 BASE	2,761,832,730	7.72%	2.66

JASDAQ

Stock	Turnover(JPY)	Share	PI (bps)
1407 WEST HD	6,677,704,600	13.80%	7.98
6890 FERROTEC	4,880,469,650	11.64%	5.71
2702 MCDNALD	2,212,755,800	14.23%	5.79
5381 MIPOX	1,615,725,640	9.60%	3.74
4582 SYMBIO	1,522,857,150	9.53%	3.43
8256 MARUMIT	1,240,323,790	12.64%	9.43
7564 WORKMAN	1,226,933,200	13.94%	4.31
4816 TOEIANM	1,178,343,200	8.79%	2.97
2667 IMAGE1	1,012,091,000	5.49%	2.20
3891 KODOSHI	960,095,250	13.16%	5.98

Second Section

Stock	Turnover(JPY)	Share	PI (bps)
3856 ABALANCE	1,045,054,800	14.29%	7.99
3825 REMIX	978,170,590	13.02%	13.37
3377 BIKE O	945,034,010	7.25%	3.35
9318 ASIADAVE	732,963,670	51.56%	560.11
6125 OKMTO M	562,570,300	11.17%	8.47
9127 TAMAI	496,758,070	9.36%	2.86
4595 MIZHMEDY	317,900,360	8.42%	8.07
6993 DAIKOKYA	307,819,510	22.56%	39.29
6338 TAKATOR	263,272,830	9.95%	3.00
6366 CHIYODA	246,158,080	9.08%	7.25

ETFs & REITs

Stock	Turnover(JPY)	Share	PI (bps)
1570 NFNKLV	114,149,624,467	12.82%	2.40
1357 NFNKDOUB	26,920,823,054	15.64%	12.38
1458 RK 225LV	16,033,990,340	14.07%	2.39
1579 225 BULL	7,147,740,360	7.73%	2.05
1360 NKBEAR-2	6,509,120,162	6.48%	3.70
1321 NFNK225	6,111,222,135	10.40%	6.43
1459 RK 225DI	5,590,735,155	10.64%	3.05
1365 DW 225LV	1,427,473,050	16.20%	2.50
1568 TPX BULL	1,234,328,080	3.97%	0.79
8952 JRE	963,336,600	9.22%	2.99

Top 10 Stocks by Market Share

Topix 100

Stock	Share	Turnover(JPY)	PI (bps)
9022 JR CENT	18.19%	9,965,733,340	1.51
7832 BANNAMHD	16.44%	4,129,537,630	1.84
9983 FASTRET	14.88%	25,172,229,000	1.10
4528 ONOPHAM	13.63%	1,363,172,440	1.48
4661 OLC	13.44%	7,504,704,160	1.28
6861 KEYENCE	13.17%	29,082,703,800	1.25
6954 FANUC	12.82%	9,809,540,850	1.12
8035 TKOELCN	12.59%	31,130,315,430	1.01
7974 NINTEND	12.58%	35,076,059,800	0.92
6702 FUJITSU	12.56%	5,595,277,140	1.22

Nikkei 225

Stock	Share	Turnover(JPY)	PI (bps)
9022 JR CENT	18.19%	9,965,733,340	1.51
7832 BANNAMHD	16.44%	4,129,537,630	1.84
9983 FASTRET	14.88%	25,172,229,000	1.10
1333 MARUNICI	14.34%	554,097,650	2.33
5101 YKHA-RB	14.34%	774,596,430	2.58
2282 NH FOODS	14.26%	965,510,500	3.63
6954 FANUC	12.82%	9,809,540,850	1.12
8035 TKOELCN	12.59%	31,130,315,430	1.01
6702 FUJITSU	12.56%	5,595,277,140	1.22
6902 DENSO	12.52%	6,422,808,740	1.06

Topix Mid400

Stock	Share	Turnover(JPY)	PI (bps)
3591 WACOALHD	21.89%	229,380,190	3.06
6136 OSG	20.99%	305,627,490	4.34
6465 HOSIZAKI	17.91%	897,197,700	4.08
6920 LASRTEC	16.43%	146,255,317,700	0.98
9989 SUNDRUG	15.35%	690,415,650	4.39
9003 SOTETSU	14.92%	239,675,120	3.43
2670 ABCMART	14.48%	620,428,300	5.29
2651 LAWSON	14.43%	730,935,900	5.33
1333 MARUNICI	14.34%	554,097,650	2.33
5101 YKHA-RB	14.34%	774,596,430	2.58

Small & Others

Stock	Share	Turnover(JPY)	PI (bps)
2174 GCA	52.06%	3,173,366,760	3.45
8918 LAND	37.69%	129,280,830	438.69
8803 HEIWARE	26.74%	418,130,850	5.96
2489 ADWAYS	25.40%	174,331,250	4.80
6740 JDI	19.70%	102,044,070	109.47
6532 BAYCURNT	17.69%	22,382,439,000	6.76
9267 GENKYDRG	16.31%	198,760,350	8.84
3658 EBOOK	16.07%	105,621,450	8.11
3922 PRTIMES	15.94%	140,688,150	7.85
7246 PRESSKG	15.05%	131,379,520	9.26

Mothers

Stock	Share	Turnover(JPY)	PI (bps)
4488 AIINSIDE	16.87%	1,264,999,800	4.97
6027 BENG04CM	15.74%	3,870,182,100	6.05
4475 HENNGE	15.55%	8,573,808,550	5.81
2983 ARRPLANN	13.60%	218,496,610	26.73
7094 NEXTONE	13.23%	172,840,650	6.95
7370 ENJIN	13.05%	2,791,440,500	4.14
3936 GLOBALWA	12.96%	5,690,135,100	7.54
4483 JMDC	12.88%	1,127,160,300	3.57
7092 FFJ	11.70%	158,473,550	8.04
6597 HPC SYS	11.67%	150,833,450	6.86

JASDAQ

Stock	Share	Turnover(JPY)	PI (bps)
9436 OKINCEL	15.89%	106,953,900	7.12
2315 CAICA	14.24%	721,221,250	13.54
2702 MCDNALD	14.23%	2,212,755,800	5.79
4764 NEXUSB	14.09%	243,684,990	19.10
7564 WORKMAN	13.94%	1,226,933,200	4.31
1407 WEST HD	13.80%	6,677,704,600	7.98
3891 KODOSHI	13.16%	960,095,250	5.98
8256 MARUMIT	12.64%	1,240,323,790	9.43
6614 SIKINOHT	12.61%	389,510,750	8.56
4918 IVYCOSM	11.93%	193,867,690	7.84

Second Section

Stock	Share	Turnover(JPY)	PI (bps)
9318 ASIADVEVE	51.56%	732,963,670	560.11
8894 REVOLUTI	31.29%	163,534,950	139.32
6993 DAIKOKYA	22.56%	307,819,510	39.29
3528 MIRAINOV	22.37%	171,161,010	111.19
3071 STREAM	19.46%	183,258,620	14.82
3856 ABALANCE	14.29%	1,045,054,800	7.99
3825 REMIX	13.02%	978,170,590	13.37
6882 SANSHA	12.87%	123,131,940	5.55
3823 ACRODEA	11.66%	120,282,500	17.09
6125 OKMTO M	11.17%	562,570,300	8.47

ETFs & REITs

Stock	Share	Turnover(JPY)	PI (bps)
1365 DW 225LV	16.20%	1,427,473,050	2.50
1357 NFNKDOUB	15.64%	26,920,823,054	12.38
8985 JHR	15.19%	776,931,610	4.95
1356 TPXBEAR2	14.12%	391,018,498	4.62
1458 RK 225LV	14.07%	16,033,990,340	2.39
1615 NFBANKS	13.80%	282,854,110	21.61
1540 JPP GLD	13.65%	263,497,264	5.45
3476 R MIRAI	12.87%	196,031,380	4.53
1570 NFNKLV	12.82%	114,149,624,467	2.40
1699 NFOIL	11.83%	355,945,268	25.02

Top 10 Stocks by PI

Topix 100

Stock	PI (bps)	Turnover(JPY)	Share
8308 RESONA	2.33	699,311,930	4.67%
5020 ENEOS	2.26	2,844,767,840	7.68%
4188 MTBCM HD	1.94	1,097,233,240	5.01%
8604 NOMRAHD	1.87	1,220,951,400	3.39%
7201 NISSAN	1.86	1,902,660,570	6.27%
7832 BANNAMHD	1.84	4,129,537,630	16.44%
8601 DAIWASG	1.78	602,710,270	3.72%
1925 DAIW-HS	1.77	1,456,751,320	7.05%
8309 SMTRUST	1.71	1,470,865,570	12.27%
8630 SOMPOHD	1.70	1,665,283,250	9.03%

Nikkei 225

Stock	PI (bps)	Turnover(JPY)	Share
6472 NTN	15.46	682,940,220	10.01%
7211 MMC	13.42	1,930,334,950	10.00%
2768 SOJITZ	11.79	1,442,416,790	7.53%
9501 TEPCOHD	11.57	7,473,290,410	8.66%
7186 CONCRDIA	8.70	836,254,700	10.39%
7762 CITIZEN	6.89	384,963,820	10.17%
9412 SKYPER J	6.84	563,083,180	11.66%
7003 MTI E&S	6.32	417,262,620	9.67%
5201 AGC	6.04	3,496,592,700	11.11%
9602 TOHO MV	6.02	568,299,200	8.00%

Topix Mid400

Stock	PI (bps)	Turnover(JPY)	Share
7167 MEBUKIFG	16.52	569,817,420	7.49%
8410 SEVEN BK	15.73	783,105,590	12.56%
6472 NTN	15.46	682,940,220	10.01%
7211 MMC	13.42	1,930,334,950	10.00%
2768 SOJITZ	11.79	1,442,416,790	7.53%
9501 TEPCOHD	11.57	7,473,290,410	8.66%
8334 GUNMABK	9.94	234,918,470	9.59%
8359 82-BANK	8.90	155,508,510	8.93%
6028 TECNOPRO	8.72	231,501,550	5.49%
7186 CONCRDIA	8.70	836,254,700	10.39%

Small & Others

Stock	PI (bps)	Turnover(JPY)	Share
8918 LAND	438.69	129,280,830	37.69%
6740 JDI	109.47	102,044,070	19.70%
3315 NIP-COKE	27.38	142,190,750	10.46%
8585 OR.CORP	23.29	385,035,120	9.74%
2353 NP-PARK	19.11	361,596,100	9.20%
6632 JVCKW	15.75	218,857,820	11.05%
7527 SYSSOFT	13.85	168,315,580	8.35%
7014 NAMURA	13.32	268,519,290	11.21%
9424 JPN-COMM	12.91	590,010,770	11.24%
1435 ROBOTHOM	12.77	150,572,820	11.52%

Mothers

Stock	PI (bps)	Turnover(JPY)	Share
2983 ARRPLANN	26.73	218,496,610	13.60%
7089 FORSTART	11.58	320,380,200	10.00%
7096 STEMCELL	8.75	319,538,450	11.36%
7092 FFJ	8.04	158,473,550	11.70%
4479 MAKUAKE	7.67	132,093,700	6.95%
4888 STELLAPH	7.63	314,578,180	9.63%
3936 GLOBALWA	7.54	5,690,135,100	12.96%
2150 CARENET	7.33	475,697,900	10.84%
7094 NEXTONE	6.95	172,840,650	13.23%
6597 HPC SYS	6.86	150,833,450	11.67%

JASDAQ

Stock	PI (bps)	Turnover(JPY)	Share
4764 NEXUSB	19.10	243,684,990	14.09%
8946 ASIANSTR	17.87	119,137,910	6.92%
2315 CAICA	13.54	721,221,250	14.24%
3807 FISCO	11.79	330,560,330	10.24%
8256 MARUMIT	9.43	1,240,323,790	12.64%
7748 HOLON	9.10	119,309,050	10.60%
6614 SIKINOHT	8.56	389,510,750	12.61%
1407 WEST HD	7.98	6,677,704,600	13.80%
4918 IVYCOSM	7.84	193,867,690	11.93%
4499 SPEEE	7.62	162,917,050	9.87%

Second Section

Stock	PI (bps)	Turnover(JPY)	Share
9318 ASIADVEVE	560.11	732,963,670	51.56%
8894 REVOLUTI	139.32	163,534,950	31.29%
3528 MIRAINOV	111.19	171,161,010	22.37%
6993 DAIKOKYA	39.29	307,819,510	22.56%
3823 ACRODEA	17.09	120,282,500	11.66%
3071 STREAM	14.82	183,258,620	19.46%
3825 REMIX	13.37	978,170,590	13.02%
7859 ALMEDIO	10.42	159,235,120	4.69%
6125 OKMTO M	8.47	562,570,300	11.17%
4595 MIZHMEDY	8.07	317,900,360	8.42%

ETFs & REITs

Stock	PI (bps)	Turnover(JPY)	Share
1699 NFOIL	25.02	355,945,268	11.83%
1615 NFBANKS	21.61	282,854,110	13.80%
1357 NFNKDOUB	12.38	26,920,823,054	15.64%
1321 NFNK225	6.43	6,111,222,135	10.40%
1320 ETF225	5.65	449,005,130	2.74%
1540 JPP GLD	5.45	263,497,264	13.65%
8985 JHR	4.95	776,931,610	15.19%
2516 MOTERETF	4.73	128,480,180	3.89%
1356 TPXBEAR2	4.62	391,018,498	14.12%
3476 R MIRAI	4.53	196,031,380	12.87%