

Market Report for the Week of September 20, 2021

Daily Averages

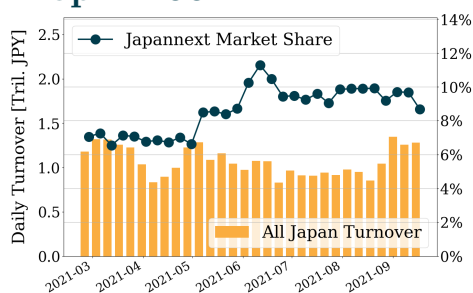
Universe	Turnover(JPY)	Volume	Share	PI (bps)	Symbols
All Market	314,765,334,441	143,012,173	9.14 %	3.33	3499
Topix100	110,892,867,517	25,579,333	8.67 %	1.02	99
Nikkei 225	150,212,821,190	46,937,600	8.80 %	2.16	225
TopixMid400	87,562,456,450	33,231,133	8.73 %	3.24	398
Small & Others	50,708,502,050	29,352,167	9.56 %	5.08	1639
Mothers & Jasdaq	19,430,031,863	12,626,567	9.59 %	6.04	873
ETFs & REITs	43,245,170,564	23,697,373	10.85 %	4.03	148

All Market
9.1 %

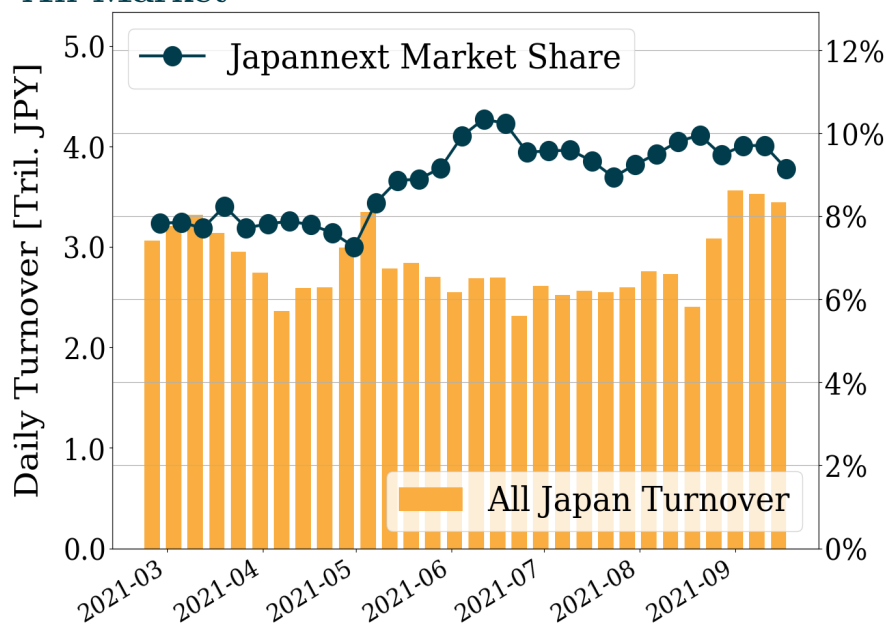
Topix 100
8.7 %

Nikkei 225
8.8 %

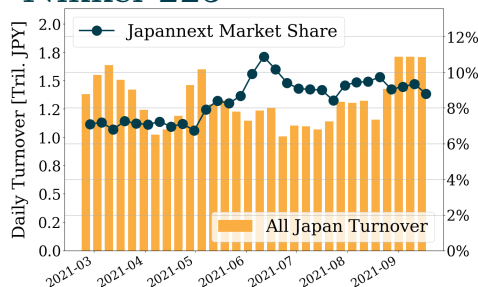
Topix 100



All Market



Nikkei 225



Top Stocks by Turnover

Stock	Turnover(JPY)	Share	PI (bps)
1570 NFNKLV	67,743,363,934	13.53%	2.27
9101 NYKLINE	43,833,490,500	13.23%	2.76
9107 K-LINE	32,586,813,400	12.34%	3.83
9984 SOFTBNKG	31,791,140,610	8.56%	0.49
6920 LASRTEC	31,144,846,400	11.48%	0.85

Top Stocks by Market Share

Stock	Turnover(JPY)	Share	PI (bps)
9318 ASIADVEVE	296,845,770	81.14%	532.64
8918 LAND	124,209,290	60.33%	394.18
4368 FUSOCEM	316,020,800	23.65%	14.48
1699 NFOIL	592,398,178	21.45%	24.30
1357 NFNKDOUB	19,437,373,670	21.00%	11.98

Top Stocks by Price Improvement

Stock	Turnover(JPY)	Share	PI (bps)
9318 ASIADVEVE	296,845,770	81.14%	532.64
8918 LAND	124,209,290	60.33%	394.18
1783 ASIAGTHD	106,514,700	14.05%	45.38
6993 DAIKOKYA	187,808,980	15.89%	35.38
4597 SOLASIA	112,721,860	13.20%	27.86

Top Stocks by Savings

Stock	Turnover(JPY)	Share	Savings
1357 NFNKDOUB	19,437,373,670	21.00%	18,231,179
1570 NFNKLV	67,743,363,934	13.53%	12,695,759
9318 ASIADVEVE	296,845,770	81.14%	12,033,240
9107 K-LINE	32,586,813,400	12.34%	11,386,700
9101 NYKLINE	43,833,490,500	13.23%	11,015,400

- ▶ Analysis is based on Japannext and Refinitiv data. Small & Others = First Section - TPX500.
- ▶ All Japan Turnover = Japannext (J+X+U+N) + TSE (excl. Tostnet) + Chi-X (Chi-Alpha + Chi-Select excl. Chi-Match). Market Share = Japannext turnover / All Japan Turnover.
- ▶ Opening and Closing auction trades on the TSE are excluded from calculations.
- ▶ Price Improvement (PI) and Savings (PI*volume) are calculated by comparing the execution price against the primary market's best bid for each sell or best offer for each buy at the point of execution from the taker's perspective. Reported PI is a value-weighted average. Names with weekly traded value less than 100,000,000 JPY are excluded from the rankings tables.

Top 10 Stocks by Turnover

Topix 100

Stock	Turnover(JPY)	Share	PI (bps)
9984 SOFTBNKG	31,791,140,610	8.56%	0.49
6861 KEYENCE	17,668,260,100	12.58%	1.26
9983 FASTRET	16,691,294,500	15.59%	0.90
8035 TKOELCN	15,023,684,300	14.34%	1.05
6758 SONY G	13,459,239,410	8.58%	1.10
7974 NINTEND	12,780,654,000	11.47%	1.14
9022 JR CENT	9,126,583,190	20.23%	1.25
7203 TOYOTA	7,988,174,560	5.94%	0.69
9021 JR WEST	7,829,572,780	7.14%	1.05
2413 M3	7,598,850,410	11.75%	0.68

Nikkei 225

Stock	Turnover(JPY)	Share	PI (bps)
9101 NYKLINE	43,833,490,500	13.23%	2.76
9107 K-LINE	32,586,813,400	12.34%	3.83
9984 SOFTBNKG	31,791,140,610	8.56%	0.49
9104 MTI-OSK	20,683,638,100	11.48%	3.20
9983 FASTRET	16,691,294,500	15.59%	0.90
8035 TKOELCN	15,023,684,300	14.34%	1.05
6758 SONY G	13,459,239,410	8.58%	1.10
9022 JR CENT	9,126,583,190	20.23%	1.25
7203 TOYOTA	7,988,174,560	5.94%	0.69
9021 JR WEST	7,829,572,780	7.14%	1.05

Topix Mid400

Stock	Turnover(JPY)	Share	PI (bps)
9101 NYKLINE	43,833,490,500	13.23%	2.76
6920 LASRTEC	31,144,846,400	11.48%	0.85
9104 MTI-OSK	20,683,638,100	11.48%	3.20
5411 JFE HD	5,160,015,430	7.05%	1.70
9201 JAL	4,899,018,400	7.43%	1.06
6857 ADVNTST	3,487,823,300	8.55%	2.51
6976 TAIYOYU	3,480,304,500	10.27%	3.77
5332 TOTO	2,802,849,000	10.35%	5.17
6506 YASKAWA	2,752,928,300	10.97%	5.79
9501 TEPCOHD	2,505,630,400	10.36%	10.94

Small & Others

Stock	Turnover(JPY)	Share	PI (bps)
9107 K-LINE	32,586,813,400	12.34%	3.83
6532 BAYCURNT	11,765,279,000	14.60%	7.24
9519 RENOVA	3,919,240,300	13.72%	6.16
9110 NS UNITE	3,405,107,600	17.02%	7.63
6966 MTI-HTC	2,966,302,300	12.11%	3.93
3923 RAKUS	2,442,005,400	11.61%	2.90
7816 SNOWPEAK	2,154,104,300	15.16%	5.27
9603 H.I.S.	2,000,410,550	7.38%	1.57
6951 JEOL	1,889,565,800	7.26%	3.37
8698 MONEX G	1,796,384,890	12.75%	5.28

Mothers

Stock	Turnover(JPY)	Share	PI (bps)
4934 PANTI-AG	4,381,786,400	10.78%	2.34
4385 MERCARI	3,001,519,500	12.10%	4.17
4475 HENNGE	2,889,635,100	12.98%	4.92
3936 GLOBALWA	2,340,386,180	13.92%	4.79
7370 ENJIN	1,639,056,300	14.34%	4.12
2158 FRONTEO	1,540,304,980	9.70%	1.88
5759 NDEKAI	1,539,541,500	10.70%	5.19
7072 INTIMATE	1,512,969,160	13.64%	3.72
4477 BASE	1,434,686,430	8.31%	2.57
4169 ENCHANGE	1,173,142,750	14.79%	5.48

JASDAQ

Stock	Turnover(JPY)	Share	PI (bps)
6890 FERROTEC	2,228,679,300	13.12%	6.00
1407 WEST HD	1,358,846,300	12.80%	7.78
2702 MCDNALD	957,511,000	16.71%	6.07
4582 SYMBIO	822,618,930	8.57%	3.95
5381 MIPOX	743,216,760	8.17%	3.17
6063 EAJ	587,773,090	9.36%	3.84
4816 TOEIANM	509,883,900	8.73%	3.90
6324 HARMONC	485,364,500	12.57%	4.59
7564 WORKMAN	444,773,200	9.88%	3.37
6626 SEMITEC	336,159,900	9.27%	6.75

Second Section

Stock	Turnover(JPY)	Share	PI (bps)
9127 TAMAI	2,625,430,360	15.37%	4.42
9307 SUGIMRA	454,573,620	9.49%	5.79
3825 REMIX	413,692,950	13.33%	14.53
9363 DAIUN	381,837,760	9.26%	8.19
3377 BIKE O	310,623,620	8.40%	3.78
9318 ASIADAVE	296,845,770	81.14%	532.64
3856 ABALANCE	238,407,400	14.21%	8.12
6993 DAIKOKYA	187,808,980	15.89%	35.38
3663 ARTSPARK	170,173,130	7.61%	4.48
7412 ATOM	154,765,340	10.01%	2.99

ETFs & REITs

Stock	Turnover(JPY)	Share	PI (bps)
1570 NFNKLV	67,743,363,934	13.53%	2.27
1357 NFNKDOUB	19,437,373,670	21.00%	11.98
1458 RK 225LV	13,316,523,225	18.40%	2.54
1360 NKBEAR-2	4,898,381,750	7.58%	3.57
1579 225 BULL	4,779,754,000	7.21%	2.07
1459 RK 225DI	3,962,241,733	10.32%	2.69
1321 NFNK225	1,869,288,590	8.45%	6.49
1320 ETF225	1,163,307,725	7.86%	6.33
1365 DW 225LV	1,085,841,868	17.70%	2.26
1552 VIXSHORT	959,593,926	4.07%	1.64

Top 10 Stocks by Market Share

Topix 100

Stock	Share	Turnover(JPY)	PI (bps)
9022 JR CENT	20.23%	9,126,583,190	1.25
9983 FASTRET	15.59%	16,691,294,500	0.90
8035 TKOELCN	14.34%	15,023,684,300	1.05
4661 OLC	13.53%	3,787,192,780	1.04
4528 ONOPHAM	13.36%	663,521,250	1.56
6861 KEYENCE	12.58%	17,668,260,100	1.26
6954 FANUC	12.03%	6,877,796,160	0.83
9502 CHUBPWR	11.91%	669,891,710	1.32
2413 M3	11.75%	7,598,850,410	0.68
9020 JR EAST	11.66%	4,196,299,790	0.75

Nikkei 225

Stock	Share	Turnover(JPY)	PI (bps)
9022 JR CENT	20.23%	9,126,583,190	1.25
8253 CSAISON	17.20%	497,655,020	4.23
9983 FASTRET	15.59%	16,691,294,500	0.90
1333 MARUNICI	15.15%	127,918,450	2.81
8035 TKOELCN	14.34%	15,023,684,300	1.05
9101 NYKLINE	13.23%	43,833,490,500	2.76
6701 NEC	13.14%	2,496,659,000	4.85
5101 YKHA-RB	13.12%	291,857,410	2.84
7186 CONCRDIA	12.85%	529,264,390	7.38
9107 K-LINE	12.34%	32,586,813,400	3.83

Topix Mid400

Stock	Share	Turnover(JPY)	PI (bps)
6465 HOSIZAKI	18.09%	568,397,800	4.10
8253 CSAISON	17.20%	497,655,020	4.23
1333 MARUNICI	15.15%	127,918,450	2.81
9045 KEIHANHD	15.12%	449,658,350	5.07
9831 YAMADAHD	14.77%	1,187,769,660	7.67
9142 JRKYUSHU	14.02%	1,568,325,080	1.59
1893 P-OCEAN	13.55%	299,073,410	3.51
3088 MA-KIYO	13.54%	817,693,050	6.48
8088 IWATANI	13.41%	551,136,800	4.89
9101 NYKLINE	13.23%	43,833,490,500	2.76

Small & Others

Stock	Share	Turnover(JPY)	PI (bps)
8918 LAND	60.33%	124,209,290	394.18
4368 FUSOCEM	23.65%	316,020,800	14.48
9267 GENKYDRG	19.80%	202,991,000	7.72
9110 NS UNITE	17.02%	3,405,107,600	7.63
3046 JINSHD	16.50%	171,497,500	4.94
4384 RAKSUL	15.91%	617,699,900	6.72
2384 SBSHD	15.63%	177,865,800	5.70
1766 TOKEN	15.17%	101,264,500	3.67
7816 SNOWPEAK	15.16%	2,154,104,300	5.27
8114 DESCENTE	14.79%	884,560,150	6.89

Mothers

Stock	Share	Turnover(JPY)	PI (bps)
7373 AIDMA HD	15.23%	900,064,800	5.58
6192 HYAS&CO.	15.21%	254,783,520	11.48
4020 BETREND	14.91%	110,244,000	8.06
4169 ENCHANGE	14.79%	1,173,142,750	5.48
7370 ENJIN	14.34%	1,639,056,300	4.12
3936 GLOBALWA	13.92%	2,340,386,180	4.79
4056 NEURAL	13.77%	199,983,350	8.49
7072 INTIMATE	13.64%	1,512,969,160	3.72
7082 JIMOTY	13.64%	169,164,200	9.72
7095 MACBEEP	13.56%	775,470,700	5.45

JASDAQ

Stock	Share	Turnover(JPY)	PI (bps)
4764 NEXUSB	16.78%	167,469,870	19.94
2702 MCDNALD	16.71%	957,511,000	6.07
7688 MIAHELSA	16.48%	106,825,850	12.79
5699 IBOKIN	15.98%	170,470,650	8.58
1783 ASIAGTHD	14.05%	106,514,700	45.38
8256 MARUMIT	13.91%	286,299,090	9.74
6890 FERROTEC	13.12%	2,228,679,300	6.00
2315 CAICA	13.10%	149,472,730	14.08
6664 OPTSELECT	13.01%	205,396,450	6.77
1407 WEST HD	12.80%	1,358,846,300	7.78

Second Section

Stock	Share	Turnover(JPY)	PI (bps)
9318 ASIADVEVE	81.14%	296,845,770	532.64
6993 DAIKOKYA	15.89%	187,808,980	35.38
9127 TAMAI	15.37%	2,625,430,360	4.42
3856 ABALANCE	14.21%	238,407,400	8.12
3825 REMIX	13.33%	413,692,950	14.53
6493 NITTANV	12.29%	119,225,740	8.73
4595 MIZHMEDY	10.08%	142,612,300	7.12
7412 ATOM	10.01%	154,765,340	2.99
9307 SUGIMRA	9.49%	454,573,620	5.79
9362 HYOKI	9.43%	136,741,800	4.93

ETFs & REITs

Stock	Share	Turnover(JPY)	PI (bps)
1699 NFOIL	21.45%	592,398,178	24.30
1357 NFNKDOUB	21.00%	19,437,373,670	11.98
1458 RK 225LV	18.40%	13,316,523,225	2.54
1365 DW 225LV	17.70%	1,085,841,868	2.26
1570 NFNKLV	13.53%	67,743,363,934	2.27
3298 INVESCO	12.59%	150,366,651	1.01
1356 TPXBEAR2	12.16%	306,120,642	4.15
1366 DW 225DI	11.33%	326,880,110	3.67
8985 JHR	11.00%	382,803,740	5.38
1459 RK 225DI	10.32%	3,962,241,733	2.69

Top 10 Stocks by PI

Topix 100

Stock	PI (bps)	Turnover(JPY)	Share
8308 RESONA	2.44	374,099,760	3.63%
5020 ENEOS	2.20	1,409,800,420	6.15%
8604 NOMRAHD	1.95	494,168,350	3.08%
7201 NISSAN	1.87	971,009,470	4.70%
8630 SOMPOHD	1.85	1,048,908,790	8.99%
8309 SMTRUST	1.75	709,417,400	8.24%
4543 TERUMO	1.75	1,868,990,140	8.90%
8601 DAIWASG	1.71	342,478,680	3.56%
4568 1-SANKYO	1.70	6,752,363,040	9.39%
8725 MS&AD	1.67	735,908,100	7.36%

Nikkei 225

Stock	PI (bps)	Turnover(JPY)	Share
6472 NTN	13.71	393,078,420	10.34%
7211 MMC	13.55	1,109,310,040	10.20%
9501 TEPCOHD	10.94	2,505,630,400	10.36%
2768 SOJITZ	10.35	886,781,910	8.85%
7186 CONCRDIA	7.38	529,264,390	12.85%
9412 SKYPER J	7.04	231,943,740	9.42%
7003 MTI E&S	6.14	185,640,270	9.62%
7762 CITIZEN	6.06	276,068,680	9.44%
6506 YASKAWA	5.79	2,752,928,300	10.97%
3861 OJI HD	5.61	551,245,660	12.17%

Topix Mid400

Stock	PI (bps)	Turnover(JPY)	Share
8410 SEVEN BK	15.20	576,260,980	13.17%
7167 MEBUKIFG	15.15	601,097,800	10.94%
6472 NTN	13.71	393,078,420	10.34%
7211 MMC	13.55	1,109,310,040	10.20%
9501 TEPCOHD	10.94	2,505,630,400	10.36%
2768 SOJITZ	10.35	886,781,910	8.85%
4203 SMI-BKL	9.31	170,652,200	9.33%
8334 GUNMABK	9.20	205,245,760	8.81%
8359 82-BANK	8.92	113,830,810	7.53%
9831 YAMADAHD	7.67	1,187,769,660	14.77%

Small & Others

Stock	PI (bps)	Turnover(JPY)	Share
8918 LAND	394.18	124,209,290	60.33%
3315 NIP-COKE	26.20	137,528,900	11.35%
8585 OR.CORP	24.30	159,120,010	8.48%
8714 SENSUIK	20.88	119,210,280	10.06%
6632 JVCKW	15.57	175,800,670	11.81%
4368 FUSOCEM	14.48	316,020,800	23.65%
9424 JPN-COMM	12.68	202,918,860	12.59%
7014 NAMURA	12.05	178,722,570	11.39%
8260 IZUTUYA	11.83	486,770,960	6.86%
8848 LEOPC21	11.47	227,714,670	9.63%

Mothers

Stock	PI (bps)	Turnover(JPY)	Share
4597 SOLASIA	27.86	112,721,860	13.20%
6192 HYAS&CO.	11.48	254,783,520	15.21%
7096 STEMCELL	11.35	167,215,400	12.12%
7082 JIMOTY	9.72	169,164,200	13.64%
2150 CARENET	8.69	585,392,600	13.06%
4056 NEURAL	8.49	199,983,350	13.77%
6521 OXIDE	8.15	126,427,100	11.10%
4020 BETREND	8.06	110,244,000	14.91%
4168 YAPPLI	7.74	183,008,900	12.28%
7050 FRONTIRI	7.53	135,293,430	8.94%

JASDAQ

Stock	PI (bps)	Turnover(JPY)	Share
1783 ASIAGTHD	45.38	106,514,700	14.05%
4764 NEXUSB	19.94	167,469,870	16.78%
2315 CAICA	14.08	149,472,730	13.10%
7688 MIAHELSA	12.79	106,825,850	16.48%
7777 3DMATRIX	10.15	216,613,570	10.80%
8256 MARUMIT	9.74	286,299,090	13.91%
5699 IBOKIN	8.58	170,470,650	15.98%
3891 KODOSHI	8.14	182,468,150	11.63%
1407 WEST HD	7.78	1,358,846,300	12.80%
6957 SHIBAU	7.62	210,066,900	10.93%

Second Section

Stock	PI (bps)	Turnover(JPY)	Share
9318 ASIADVEE	532.64	296,845,770	81.14%
6993 DAIKOKYA	35.38	187,808,980	15.89%
3825 REMIX	14.53	413,692,950	13.33%
6493 NITTANV	8.73	119,225,740	12.29%
9363 DAIUN	8.19	381,837,760	9.26%
3856 ABALANCE	8.12	238,407,400	14.21%
4595 MIZHMEDY	7.12	142,612,300	10.08%
6366 CHIYODA	6.89	140,115,640	7.24%
9307 SUGIMRA	5.79	454,573,620	9.49%
9362 HYOKI	4.93	136,741,800	9.43%

ETFs & REITs

Stock	PI (bps)	Turnover(JPY)	Share
1699 NFOIL	24.30	592,398,178	21.45%
1615 NFBANKS	16.97	151,856,050	9.62%
1357 NFNKDOUB	11.98	19,437,373,670	21.00%
1321 NFNK225	6.49	1,869,288,590	8.45%
1320 ETF225	6.33	1,163,307,725	7.86%
8985 JHR	5.38	382,803,740	11.00%
1540 JPP GLD	5.25	147,175,550	8.97%
8963 INV	4.37	309,385,150	9.48%
1356 TPXBEAR2	4.15	306,120,642	12.16%
3476 R MIRAI	4.06	103,125,060	9.84%