

Market Report for the Week of September 27, 2021

Daily Averages

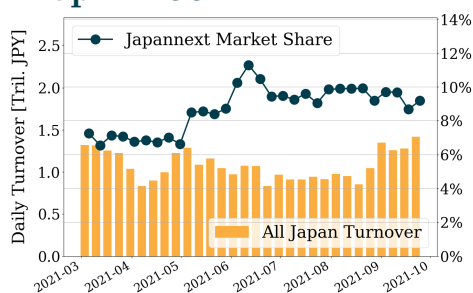
Universe	Turnover(JPY)	Volume	Share	PI (bps)	Symbols
All Market	353,025,702,631	160,438,584	9.22 %	3.23	3459
Topix100	130,224,951,762	28,204,080	9.19 %	0.99	99
Nikkei 225	190,987,264,614	56,372,840	9.54 %	2.35	226
TopixMid400	112,072,096,316	40,844,380	9.10 %	3.39	397
Small & Others	50,675,862,208	28,869,360	9.31 %	4.82	1630
Mothers & Jasdaq	17,943,218,210	14,152,900	8.88 %	6.17	858
ETFs & REITs	40,130,954,525	18,580,484	9.69 %	3.75	144

All Market
9.2 %

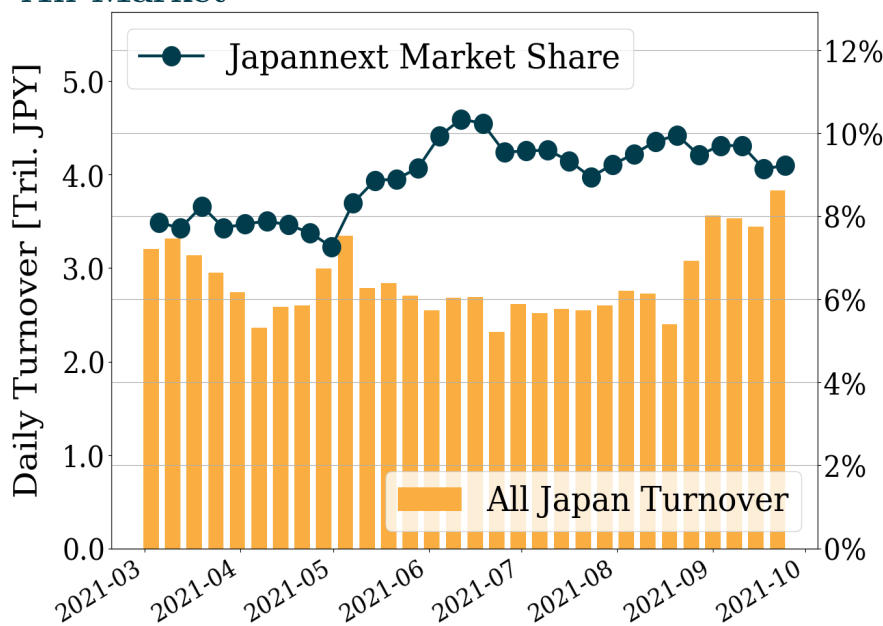
Topix 100
9.2 %

Nikkei 225
9.5 %

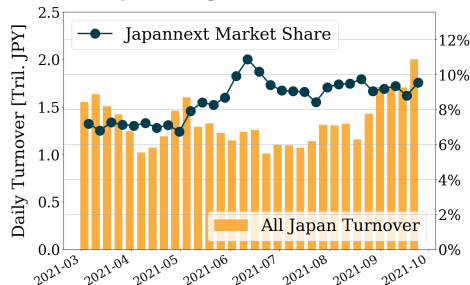
Topix 100



All Market



Nikkei 225



Top Stocks by Turnover

Stock	Turnover(JPY)	Share	PI (bps)
9101 NYKLINE	137,966,179,800	14.34%	3.41
1570 NFNKLV	116,119,145,311	12.72%	2.35
9107 K-LINE	76,778,296,400	13.41%	4.23
6920 LASRTEC	59,962,812,300	12.69%	1.01
9104 MTI-OSK	55,823,700,900	11.80%	3.59

Top Stocks by Market Share

Stock	Turnover(JPY)	Share	PI (bps)
9318 ASIADVEVE	980,326,590	75.44%	665.91
8918 LAND	196,038,340	42.55%	350.71
6993 DAIKOKYA	254,638,780	22.37%	44.08
3936 GLOBALWA	2,209,274,630	21.73%	4.42
6465 HOSIZAKI	850,222,400	19.34%	5.49

Top Stocks by Price Improvement

Stock	Turnover(JPY)	Share	PI (bps)
9318 ASIADVEVE	980,326,590	75.44%	665.91
8918 LAND	196,038,340	42.55%	350.71
1757 SMALMEDI	170,088,640	13.28%	49.46
6993 DAIKOKYA	254,638,780	22.37%	44.08
4564 OTS	101,078,000	17.19%	35.51

Top Stocks by Savings

Stock	Turnover(JPY)	Share	Savings
9101 NYKLINE	137,966,179,800	14.34%	40,102,600
9318 ASIADVEVE	980,326,590	75.44%	31,438,380
9107 K-LINE	76,778,296,400	13.41%	28,053,500
1357 NFNKDOUB	24,531,831,829	18.00%	23,291,165
1570 NFNKLV	116,119,145,311	12.72%	22,702,347

- ▶ Analysis is based on Japannext and Refinitiv data. Small & Others = First Section - TPX500.
- ▶ All Japan Turnover = Japannext (J+X+U+N) + TSE (excl. Tostnet) + Chi-X (Chi-Alpha + Chi-Select excl. Chi-Match). Market Share = Japannext turnover / All Japan Turnover.
- ▶ Opening and Closing auction trades on the TSE are excluded from calculations.
- ▶ Price Improvement (PI) and Savings (PI*volume) are calculated by comparing the execution price against the primary market's best bid for each sell or best offer for each buy at the point of execution from the taker's perspective. Reported PI is a value-weighted average. Names with weekly traded value less than 100,000,000 JPY are excluded from the rankings tables.

Top 10 Stocks by Turnover

Topix 100

Stock	Turnover(JPY)	Share	PI (bps)
9984 SOFTBNKG	44,085,619,270	10.13%	0.48
7974 NINTEND	42,302,973,250	11.44%	0.90
9983 FASTRET	39,819,115,700	13.20%	0.77
6861 KEYENCE	36,627,822,900	11.08%	1.31
8035 TKOELCN	24,918,854,300	10.69%	0.84
9022 JR CENT	22,436,705,210	19.02%	1.01
6758 SONY G	21,515,829,650	10.29%	1.09
7203 TOYOTA	18,667,782,790	7.29%	1.14
9021 JR WEST	15,659,468,410	11.49%	0.92
4507 SIONOGI	15,192,298,610	13.65%	0.76

Nikkei 225

Stock	Turnover(JPY)	Share	PI (bps)
9101 NYKLINE	137,966,179,800	14.34%	3.41
9107 K-LINE	76,778,296,400	13.41%	4.23
9104 MTI-OSK	55,823,700,900	11.80%	3.59
9984 SOFTBNKG	44,085,619,270	10.13%	0.48
7974 NINTEND	42,302,973,250	11.44%	0.90
9983 FASTRET	39,819,115,700	13.20%	0.77
6861 KEYENCE	36,627,822,900	11.08%	1.31
8035 TKOELCN	24,918,854,300	10.69%	0.84
9022 JR CENT	22,436,705,210	19.02%	1.01
6758 SONY G	21,515,829,650	10.29%	1.09

Topix Mid400

Stock	Turnover(JPY)	Share	PI (bps)
9101 NYKLINE	137,966,179,800	14.34%	3.41
6920 LASRTEC	59,962,812,300	12.69%	1.01
9104 MTI-OSK	55,823,700,900	11.80%	3.59
9201 JAL	10,885,789,490	8.22%	1.07
1605 INPEX	8,493,975,080	10.25%	3.27
9501 TEPCOHD	7,737,814,930	10.71%	9.79
5411 JFE HD	6,830,481,380	6.84%	1.72
6857 ADVNTST	6,813,702,700	5.90%	2.58
6976 TAIYOYU	6,131,584,100	9.07%	4.04
3436 SUMCO	4,920,188,280	5.77%	1.47

Small & Others

Stock	Turnover(JPY)	Share	PI (bps)
9107 K-LINE	76,778,296,400	13.41%	4.23
6532 BAYCURNT	14,225,247,000	13.28%	5.98
9603 H.I.S.	7,381,002,140	8.31%	1.61
9519 RENOVA	6,864,925,400	10.39%	3.53
6191 AIRTRIP	4,178,794,550	12.21%	4.61
9110 NS UNITE	3,774,875,150	13.12%	5.20
7816 SNOWPEAK	2,999,417,500	12.55%	5.27
6951 JEOL	2,992,005,700	7.80%	3.89
2760 T-ELDEV	2,809,526,300	12.04%	4.23
3697 SHIFT	2,714,513,700	8.08%	1.96

Mothers

Stock	Turnover(JPY)	Share	PI (bps)
4385 MERCARI	4,276,811,100	8.94%	4.26
4934 PANTI-AG	3,550,639,300	9.51%	2.52
4169 ENCHANGE	3,429,693,600	12.95%	4.12
4475 HENNGE	3,137,979,300	13.80%	4.39
4477 BASE	2,370,500,700	8.58%	2.70
3936 GLOBALWA	2,209,274,630	21.73%	4.42
7370 ENJIN	2,181,559,500	14.91%	3.98
4051 GMO-FG	2,018,422,100	11.76%	7.28
5759 NDENKAI	1,723,601,800	10.81%	4.57
2158 FRONTEO	1,623,226,850	9.24%	1.82

JASDAQ

Stock	Turnover(JPY)	Share	PI (bps)
1407 WEST HD	2,594,028,300	13.84%	7.49
6890 FERROTEC	2,325,251,900	12.74%	7.27
5381 MIPOX	1,616,339,590	8.74%	3.16
2702 MCDNALD	1,553,419,900	15.41%	5.90
1783 ASIAGTHD	996,368,300	15.16%	24.82
7564 WORKMAN	892,417,400	9.26%	3.25
4816 TOEIANM	863,701,700	7.84%	3.40
6324 HARMONC	780,724,100	10.17%	4.44
7826 FURUYAMT	736,218,500	11.21%	4.64
7777 3DMATRIX	628,360,070	11.31%	9.50

Second Section

Stock	Turnover(JPY)	Share	PI (bps)
9318 ASIADAVE	980,326,590	75.44%	665.91
9127 TAMAI	767,278,770	10.56%	4.84
7412 ATOM	460,311,590	11.93%	2.44
3825 REMIX	343,038,730	12.69%	13.72
3856 ABALANCE	335,710,300	12.75%	9.53
6366 CHIYODA	292,202,680	9.47%	6.90
8508 JTRUST	281,751,660	6.54%	8.23
3663 ARTSPARK	269,164,900	8.15%	4.30
4595 MIZHMEDY	264,361,100	11.73%	8.08
6993 DAIKOKYA	254,638,780	22.37%	44.08

ETFs & REITs

Stock	Turnover(JPY)	Share	PI (bps)
1570 NFNKLV	116,119,145,311	12.72%	2.35
1357 NFNKDOUB	24,531,831,829	18.00%	12.24
1458 RK 225LV	17,267,637,188	10.71%	2.46
1579 225 BULL	7,433,432,540	6.07%	1.99
1360 NKBEAR-2	6,595,084,696	9.86%	3.62
1459 RK 225DI	5,705,241,048	7.09%	2.82
1321 NFNK225	3,030,408,547	7.88%	5.42
1568 TPX BULL	1,891,322,920	3.32%	0.75
1552 VIXSHORT	1,462,345,697	5.64%	1.36
1365 DW 225LV	1,305,092,509	11.89%	2.22

Top 10 Stocks by Market Share

Topix 100

Stock	Share	Turnover(JPY)	PI (bps)
9022 JR CENT	19.02%	22,436,705,210	1.01
7832 BANNAMHD	16.65%	4,366,839,090	1.49
4507 SIONOGI	13.65%	15,192,298,610	0.76
6869 SYSMEX	13.29%	3,024,536,430	1.45
9983 FASTRET	13.20%	39,819,115,700	0.77
4661 OLC	12.84%	10,122,670,620	0.95
6902 DENSO	12.80%	6,327,635,570	1.29
7309 SHIMANO	12.18%	3,895,482,470	1.86
6702 FUJITSU	11.90%	4,806,636,670	1.03
2413 M3	11.71%	10,695,343,250	0.70

Nikkei 225

Stock	Share	Turnover(JPY)	PI (bps)
9022 JR CENT	19.02%	22,436,705,210	1.01
7832 BANNAMHD	16.65%	4,366,839,090	1.49
5101 YKHA-RB	15.12%	712,783,370	2.68
9101 NYKLINE	14.34%	137,966,179,800	3.41
4507 SIONOGI	13.65%	15,192,298,610	0.76
1333 MARUNICI	13.51%	251,594,220	2.60
9107 K-LINE	13.41%	76,778,296,400	4.23
9983 FASTRET	13.20%	39,819,115,700	0.77
6701 NEC	12.98%	3,671,248,300	5.05
6902 DENSO	12.80%	6,327,635,570	1.29

Topix Mid400

Stock	Share	Turnover(JPY)	PI (bps)
6465 HOSIZAKI	19.34%	850,222,400	5.49
9831 YAMADAHD	15.29%	2,154,337,940	7.88
5101 YKHA-RB	15.12%	712,783,370	2.68
9101 NYKLINE	14.34%	137,966,179,800	3.41
3563 F&LC	13.78%	3,626,457,900	6.51
1333 MARUNICI	13.51%	251,594,220	2.60
6701 NEC	12.98%	3,671,248,300	5.05
6920 LASRTEC	12.69%	59,962,812,300	1.01
3092 ZOZO	12.38%	2,639,140,650	3.35
9989 SUNDRUG	12.35%	569,288,500	4.89

Small & Others

Stock	Share	Turnover(JPY)	PI (bps)
8918 LAND	42.55%	196,038,340	350.71
2477 TEMAIRAZ	15.86%	333,041,500	8.99
9267 GENKYDRG	15.65%	228,466,050	8.11
9936 OHSO	14.62%	254,911,300	6.57
6564 MIDAC HD	14.17%	724,382,700	8.29
7897 HOKUSIN	14.12%	141,211,360	16.25
3655 BRAINPAD	13.89%	169,599,800	6.79
3632 GREE	13.71%	179,076,920	5.00
9107 K-LINE	13.41%	76,778,296,400	4.23
6532 BAYCURNT	13.28%	14,225,247,000	5.98

Mothers

Stock	Share	Turnover(JPY)	PI (bps)
3936 GLOBALWA	21.73%	2,209,274,630	4.42
4564 OTS	17.19%	101,078,000	35.51
7370 ENJIN	14.91%	2,181,559,500	3.98
4485 JTOWER	14.41%	1,508,370,800	4.13
6577 BESTONE	14.41%	135,817,140	6.51
7373 AIDMA HD	14.12%	631,706,000	6.04
4880 CELLSOUR	13.96%	731,963,400	3.32
4475 HENNGE	13.80%	3,137,979,300	4.39
4490 VISASQ	13.47%	894,227,200	5.65
4169 ENCHANGE	12.95%	3,429,693,600	4.12

JASDAQ

Stock	Share	Turnover(JPY)	PI (bps)
2702 MCDNALD	15.41%	1,553,419,900	5.90
1783 ASIAGTHD	15.16%	996,368,300	24.82
3390 INEST	14.68%	100,624,640	31.72
5699 IBOKIN	14.29%	351,201,900	6.91
1407 WEST HD	13.84%	2,594,028,300	7.49
6890 FERROTEC	12.74%	2,325,251,900	7.27
4764 NEXUSB	12.68%	117,737,490	20.31
4932 ALMADO	12.64%	155,796,610	5.56
6957 SHIBAUR	12.64%	395,615,800	6.02
8256 MARUMIT	12.46%	515,628,930	9.43

Second Section

Stock	Share	Turnover(JPY)	PI (bps)
9318 ASIADVEVE	75.44%	980,326,590	665.91
6993 DAIKOKYA	22.37%	254,638,780	44.08
1757 SMALMEDI	13.28%	170,088,640	49.46
7681 LEOCLAN	13.00%	135,889,010	4.89
3856 ABALANCE	12.75%	335,710,300	9.53
3825 REMIX	12.69%	343,038,730	13.72
7412 ATOM	11.93%	460,311,590	2.44
6493 NITTANV	11.87%	110,965,470	9.38
4595 MIZHMEDY	11.73%	264,361,100	8.08
9127 TAMAI	10.56%	767,278,770	4.84

ETFs & REITs

Stock	Share	Turnover(JPY)	PI (bps)
1357 NFNKDOUB	18.00%	24,531,831,829	12.24
1699 NFOIL	14.66%	835,281,101	21.35
1570 NFNKLV	12.72%	116,119,145,311	2.35
1365 DW 225LV	11.89%	1,305,092,509	2.22
1356 TPXBEAR2	11.01%	491,744,866	4.64
1458 RK 225LV	10.71%	17,267,637,188	2.46
3298 INVESCO	10.14%	274,592,567	0.77
1360 NKBEAR-2	9.86%	6,595,084,696	3.62
3468 STARASIA	9.26%	112,064,560	4.01
1366 DW 225DI	9.22%	448,305,543	4.25

Top 10 Stocks by PI

Topix 100

Stock	PI (bps)	Turnover(JPY)	Share
8308 RESONA	2.32	1,079,975,600	3.63%
5020 ENEOS	2.20	3,342,795,530	7.17%
7201 NISSAN	1.97	1,856,403,390	5.30%
7309 SHIMANO	1.86	3,895,482,470	12.18%
8604 NOMRAHD	1.86	799,864,930	2.68%
8601 DAIWASG	1.78	784,391,570	3.88%
8309 SMTRUST	1.75	1,515,424,650	8.25%
4188 MTBCM HD	1.73	2,600,198,530	10.20%
4543 TERUMO	1.73	4,172,087,540	9.36%
8830 SMIRE&D	1.71	1,410,302,190	8.64%

Nikkei 225

Stock	PI (bps)	Turnover(JPY)	Share
6472 NTN	13.11	771,799,150	9.69%
7211 MMC	12.11	3,203,694,430	11.15%
9501 TEPCOHD	9.79	7,737,814,930	10.71%
7186 CONCRDIA	7.16	871,781,120	9.72%
7762 CITIZEN	6.65	297,556,370	9.19%
3861 OJI HD	5.91	891,224,560	10.91%
5332 TOTO	5.82	2,355,415,900	11.57%
9602 TOHO MV	5.50	614,394,400	9.51%
7003 MTI E&S	5.41	299,946,260	7.72%
4005 SMICHEM	5.32	3,179,902,840	10.36%

Topix Mid400

Stock	PI (bps)	Turnover(JPY)	Share
7167 MEBUKIFG	15.06	759,414,920	8.39%
8410 SEVEN BK	14.46	954,268,440	10.98%
6472 NTN	13.11	771,799,150	9.69%
7211 MMC	12.11	3,203,694,430	11.15%
9501 TEPCOHD	9.79	7,737,814,930	10.71%
8334 GUNMABK	8.91	297,280,480	8.64%
7180 KYUSHUFG	8.41	187,638,120	11.65%
8572 ACOM	8.12	504,918,870	9.76%
9831 YAMADAHD	7.88	2,154,337,940	15.29%
8359 82-BANK	7.64	242,615,460	8.85%

Small & Others

Stock	PI (bps)	Turnover(JPY)	Share
8918 LAND	350.71	196,038,340	42.55%
3315 NIP-COKE	24.55	348,976,180	12.45%
8585 OR.CORP	22.48	545,653,520	8.79%
1514 SUMISEKI	21.71	221,016,960	10.22%
2353 NP-PARK	20.84	122,031,520	7.16%
8714 SENSUIK	18.91	164,392,620	8.54%
7897 HOKUSIN	16.25	141,211,360	14.12%
6632 JVCKW	16.21	199,579,360	7.73%
7527 SYSSOFT	16.11	144,092,400	7.35%
7238 AKEBONO	13.21	243,147,690	9.81%

Mothers

Stock	PI (bps)	Turnover(JPY)	Share
4564 OTS	35.51	101,078,000	17.19%
6192 HYAS&CO.	12.48	1,101,363,020	9.27%
4177 I-PLUG	11.66	101,726,450	8.80%
7096 STEMCELL	9.69	165,924,500	11.91%
7089 FORSTART	9.21	170,812,850	8.43%
4051 GMO-FG	7.28	2,018,422,100	11.76%
4371 CCT	7.14	454,151,000	8.39%
4431 SMAREGI	7.11	231,217,900	10.66%
7082 JIMOTY	7.03	167,970,650	11.04%
7094 NEXTONE	6.83	129,294,200	11.44%

JASDAQ

Stock	PI (bps)	Turnover(JPY)	Share
3390 INEST	31.72	100,624,640	14.68%
1783 ASIAGTHD	24.82	996,368,300	15.16%
4764 NEXUSB	20.31	117,737,490	12.68%
2315 CAICA	15.59	188,341,040	11.29%
7777 3DMATRIX	9.50	628,360,070	11.31%
8256 MARUMIT	9.43	515,628,930	12.46%
9941 TAIYOBU	7.67	102,893,080	9.15%
3891 KODOSHI	7.49	264,868,850	11.23%
1407 WEST HD	7.49	2,594,028,300	13.84%
6890 FERROTEC	7.27	2,325,251,900	12.74%

Second Section

Stock	PI (bps)	Turnover(JPY)	Share
9318 ASIADVEVE	665.91	980,326,590	75.44%
1757 SMALMEDI	49.46	170,088,640	13.28%
6993 DAIKOKYA	44.08	254,638,780	22.37%
7021 NITTITU	16.58	148,464,170	9.50%
3825 REMIX	13.72	343,038,730	12.69%
3856 ABALANCE	9.53	335,710,300	12.75%
6493 NITTANV	9.38	110,965,470	11.87%
3647 GTHREEHD	8.62	103,905,150	9.53%
8508 JTRUST	8.23	281,751,660	6.54%
4595 MIZHMEDY	8.08	264,361,100	11.73%

ETFs & REITs

Stock	PI (bps)	Turnover(JPY)	Share
1699 NFOIL	21.35	835,281,101	14.66%
1615 NFBANKS	19.12	331,718,090	7.51%
1357 NFNKDOUB	12.24	24,531,831,829	18.00%
1540 JPP GLD	5.82	223,413,190	8.76%
1320 ETF225	5.63	399,437,195	2.27%
1321 NFNK225	5.42	3,030,408,547	7.88%
1330 IDXF225	5.35	141,318,610	2.52%
1356 TPXBEAR2	4.64	491,744,866	11.01%
1571 NFNKIV	4.54	131,884,885	1.93%
8985 JHR	4.45	521,331,460	8.64%