

## Market Report for the Week of October 04, 2021

### Daily Averages

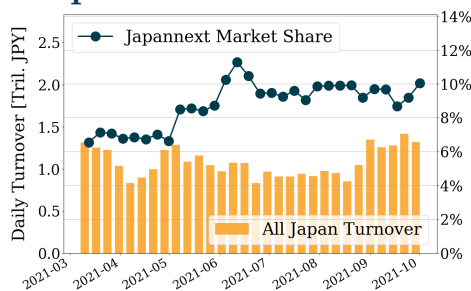
Universe	Turnover(JPY)	Volume	Share	PI (bps)	Symbols
All Market	385,227,745,632	182,381,066	9.87 %	3.35	3449
Topix100	132,568,811,026	29,821,880	10.04 %	0.97	99
Nikkei 225	208,150,548,626	63,089,480	10.09 %	2.56	225
TopixMid400	120,374,460,570	44,875,180	9.23 %	3.57	397
Small & Others	50,445,448,156	34,594,920	9.33 %	5.36	1635
Mothers & Jasdaq	18,199,044,412	15,525,680	9.45 %	6.18	844
ETFs & REITs	61,968,545,376	30,343,526	11.75 %	3.97	143

All Market  
**9.9 %**

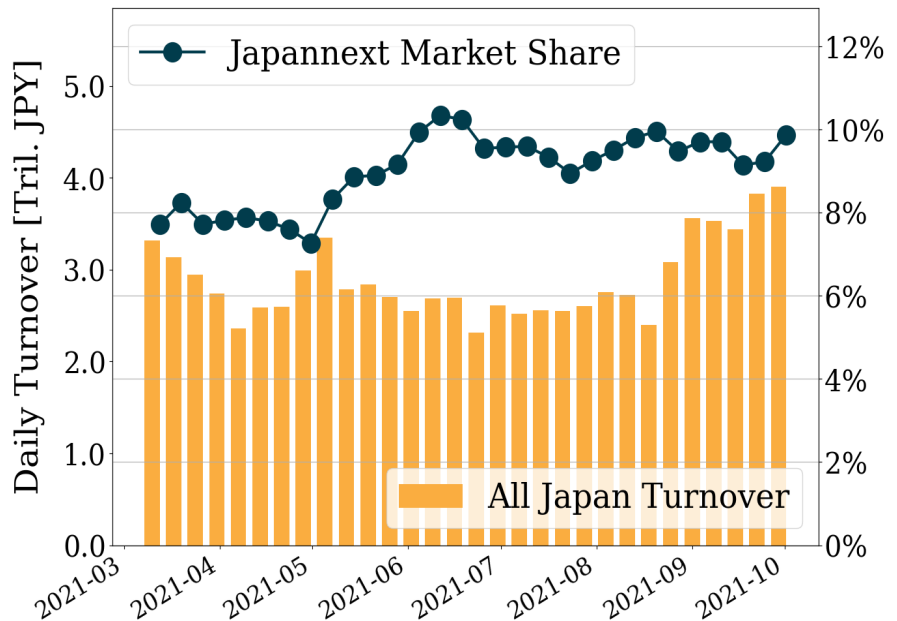
Topix 100  
**10.0 %**

Nikkei 225  
**10.1 %**

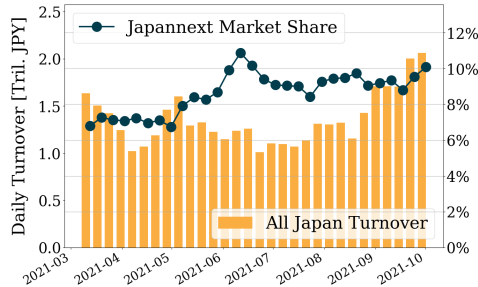
#### Topix 100



#### All Market



#### Nikkei 225



#### Top Stocks by Turnover

Stock	Turnover(JPY)	Share	PI (bps)
1570 NFNKLV	163,059,062,234	14.50%	2.77
9101 NYKLINE	153,619,186,600	14.52%	3.98
6920 LASRTEC	87,045,833,100	14.12%	1.25
9107 K-LINE	60,795,640,250	13.53%	5.57
9984 SOFTBNKG	56,623,128,140	10.49%	0.58

#### Top Stocks by Market Share

Stock	Turnover(JPY)	Share	PI (bps)
3927 FUVABRAI	204,793,030	64.40%	4.28
8918 LAND	337,673,280	42.72%	382.26
9318 ASIADAVE	831,312,610	36.99%	876.63
9978 BUNKYODO	120,278,040	24.15%	41.03
6993 DAIKOKYA	249,081,470	23.85%	47.57

#### Top Stocks by Price Improvement

Stock	Turnover(JPY)	Share	PI (bps)
9318 ASIADAVE	831,312,610	36.99%	876.63
8918 LAND	337,673,280	42.72%	382.26
6740 JDI	111,312,210	21.24%	127.19
8925 ARDEPRO	106,720,080	13.15%	60.58
1757 SMALMEDI	135,309,040	15.28%	49.76

#### Top Stocks by Savings

Stock	Turnover(JPY)	Share	Savings
9101 NYKLINE	153,619,186,600	14.52%	53,634,900
1570 NFNKLV	163,059,062,234	14.50%	37,742,946
1357 NFNKDOUB	44,807,242,515	16.69%	36,948,437
9107 K-LINE	60,795,640,250	13.53%	30,431,450
9318 ASIADAVE	831,312,610	36.99%	22,656,740

- ▶ Analysis is based on Japannext and Refinitiv data. Small & Others = First Section - TPX500.
- ▶ All Japan Turnover = Japannext (J+X+U+N) + TSE (excl. Tostnet) + Chi-X (Chi-Alpha + Chi-Select excl. Chi-Match). Market Share = Japannext turnover / All Japan Turnover.
- ▶ Opening and Closing auction trades on the TSE are excluded from calculations.
- ▶ Price Improvement (PI) and Savings (PI\*volume) are calculated by comparing the execution price against the primary market's best bid for each sell or best offer for each buy at the point of execution from the taker's perspective. Reported PI is a value-weighted average. Names with weekly traded value less than 100,000,000 JPY are excluded from the rankings tables.

## Top 10 Stocks by Turnover

### Topix 100

Stock	Turnover(JPY)	Share	PI (bps)
9984 SOFTBNKG	56,623,128,140	10.49%	0.58
9983 FASTRET	52,270,203,600	18.05%	0.87
7974 NINTEND	42,626,120,190	14.84%	0.76
8035 TKOELCN	35,165,182,840	12.55%	0.83
6861 KEYENCE	28,585,549,000	15.39%	1.35
4502 TAKEDAP	20,423,514,060	6.95%	1.04
9022 JR CENT	18,475,541,850	17.32%	0.88
6981 MURATA	16,972,483,110	9.29%	0.76
6758 SONY G	16,762,099,260	10.64%	1.18
6367 DAIKINI	12,815,861,040	11.93%	0.88

### Nikkei 225

Stock	Turnover(JPY)	Share	PI (bps)
9101 NYKLINE	153,619,186,600	14.52%	3.98
9107 K-LINE	60,795,640,250	13.53%	5.57
9984 SOFTBNKG	56,623,128,140	10.49%	0.58
9104 MTI-OSK	53,242,696,600	12.28%	4.49
9983 FASTRET	52,270,203,600	18.05%	0.87
7974 NINTEND	42,626,120,190	14.84%	0.76
8035 TKOELCN	35,165,182,840	12.55%	0.83
6861 KEYENCE	28,585,549,000	15.39%	1.35
4502 TAKEDAP	20,423,514,060	6.95%	1.04
9022 JR CENT	18,475,541,850	17.32%	0.88

### Topix Mid400

Stock	Turnover(JPY)	Share	PI (bps)
9101 NYKLINE	153,619,186,600	14.52%	3.98
6920 LASRTEC	87,045,833,100	14.12%	1.25
9104 MTI-OSK	53,242,696,600	12.28%	4.49
1605 INPEX	13,273,167,360	10.46%	2.99
9201 JAL	10,942,789,160	9.22%	1.07
9501 TEPCOHD	10,499,718,910	11.11%	9.00
6857 ADVNTST	8,861,764,600	7.70%	3.33
6506 YASKAWA	6,182,754,800	9.54%	5.49
6976 TAIYOYU	5,777,345,300	7.76%	4.61
7211 MMC	5,186,212,970	10.35%	10.46

### Small & Others

Stock	Turnover(JPY)	Share	PI (bps)
9107 K-LINE	60,795,640,250	13.53%	5.57
6532 BAYCURNT	25,113,627,500	14.01%	5.34
8698 MONEX G	4,982,568,030	11.28%	4.63
9519 RENOVA	4,802,075,450	10.47%	4.22
9603 H.I.S.	4,701,464,500	7.75%	1.48
6191 AIRTRIP	3,596,370,150	13.56%	5.09
3697 SHIFT	3,493,476,000	9.66%	2.36
6966 MTI-HTC	3,242,671,600	10.49%	4.25
6951 JEOL	2,820,172,100	8.29%	4.15
9110 NS UNITE	2,813,825,350	11.49%	5.52

### Mothers

Stock	Turnover(JPY)	Share	PI (bps)
4385 MERCARI	5,735,953,000	9.33%	3.92
4934 PANTI-AG	5,415,120,900	13.12%	3.00
9246 PROJECTC	4,408,680,500	9.26%	2.86
4169 ENCHANGE	4,087,865,450	14.72%	4.66
4477 BASE	2,626,752,830	7.99%	2.57
4475 HENNGE	2,406,703,200	12.75%	5.83
6522 ASTERISK	2,005,519,250	10.42%	4.37
2158 FRONTEO	1,981,058,170	11.33%	1.92
4375 SAFIE	1,959,127,850	7.33%	2.77
7370 ENJIN	1,670,675,100	12.48%	4.66

### JASDAQ

Stock	Turnover(JPY)	Share	PI (bps)
6890 FERROTEC	2,394,546,160	9.60%	3.19
1407 WEST HD	2,052,268,700	11.28%	5.99
2702 MCDNALD	1,629,494,200	12.46%	5.82
1783 ASIAGTHD	1,622,211,850	17.91%	23.50
7564 WORKMAN	1,455,924,400	10.54%	3.75
5381 MIPOX	1,325,965,820	11.83%	3.14
6324 HARMONC	928,771,250	10.65%	4.60
7826 FURUYAMT	908,540,700	11.49%	5.70
4582 SYMBIO	580,093,150	8.86%	4.40
2484 DEMAECAN	387,073,850	4.31%	2.34

### Second Section

Stock	Turnover(JPY)	Share	PI (bps)
9318 ASIADAVE	831,312,610	36.99%	876.63
9127 TAMAI	627,908,240	15.35%	6.22
6366 CHIYODA	452,204,350	8.87%	6.89
3663 ARTSPARK	412,197,100	7.69%	3.87
3825 REMIX	391,506,370	13.68%	13.84
3377 BIKE O	363,319,730	7.21%	4.43
6993 DAIKOKYA	249,081,470	23.85%	47.57
7412 ATOM	247,317,950	9.41%	3.09
3856 ABALANCE	230,158,800	13.24%	10.30
4595 MIZHMEDY	176,262,940	10.48%	6.60

### ETFs & REITs

Stock	Turnover(JPY)	Share	PI (bps)
1570 NFNKLV	163,059,062,234	14.50%	2.77
1357 NFNKDOUB	44,807,242,515	16.69%	10.66
1458 RK 225LV	32,952,313,324	22.74%	3.10
1459 RK 225DI	15,744,097,259	10.48%	2.85
1579 225 BULL	13,761,998,540	11.72%	2.52
1360 NKBEAR-2	13,449,523,222	8.30%	3.58
1321 NFNK225	3,134,832,451	4.34%	1.18
1365 DW 225LV	2,282,668,550	12.53%	3.01
1568 TPX BULL	1,737,318,880	5.76%	1.91
1552 VIXSHORT	1,604,954,614	5.93%	1.48

## Top 10 Stocks by Market Share

### Topix 100

Stock	Share	Turnover(JPY)	PI (bps)
7832 BANNAMHD	18.27%	4,323,169,250	1.78
9983 FASTRET	18.05%	52,270,203,600	0.87
9022 JR CENT	17.32%	18,475,541,850	0.88
6861 KEYENCE	15.39%	28,585,549,000	1.35
7974 NINTEND	14.84%	42,626,120,190	0.76
6902 DENSO	14.50%	5,864,690,460	1.29
4901 FUJIFILM	13.58%	11,851,426,960	1.03
7309 SHIMANO	12.99%	4,296,703,450	1.65
4661 OLC	12.84%	11,851,734,040	0.79
6869 SYSMEX	12.82%	2,530,030,990	1.33

### Nikkei 225

Stock	Share	Turnover(JPY)	PI (bps)
1333 MARUNICI	18.72%	376,627,340	2.99
7832 BANNAMHD	18.27%	4,323,169,250	1.78
9983 FASTRET	18.05%	52,270,203,600	0.87
9022 JR CENT	17.32%	18,475,541,850	0.88
6861 KEYENCE	15.39%	28,585,549,000	1.35
7974 NINTEND	14.84%	42,626,120,190	0.76
9101 NYKLINE	14.52%	153,619,186,600	3.98
6902 DENSO	14.50%	5,864,690,460	1.29
5101 YKHA-RB	14.28%	498,330,470	3.05
4901 FUJIFILM	13.58%	11,851,426,960	1.03

### Topix Mid400

Stock	Share	Turnover(JPY)	PI (bps)
1333 MARUNICI	18.72%	376,627,340	2.99
6136 OSG	16.96%	339,751,570	3.85
3360 SHIP HD	16.20%	430,808,120	2.65
1951 EXEO G	14.74%	543,732,730	2.40
9101 NYKLINE	14.52%	153,619,186,600	3.98
9989 SUNDRUG	14.48%	929,756,250	4.88
5101 YKHA-RB	14.28%	498,330,470	3.05
6920 LASRTEC	14.12%	87,045,833,100	1.25
6465 HOSIZAKI	14.10%	730,431,800	4.68
9831 YAMADAHD	13.13%	2,165,439,940	7.62

### Small & Others

Stock	Share	Turnover(JPY)	PI (bps)
8918 LAND	42.72%	337,673,280	382.26
6740 JDI	21.24%	111,312,210	127.19
9267 GENKYDRG	19.35%	213,070,600	9.50
3655 BRAINPAD	16.54%	130,861,200	6.84
4471 SANYOCH	14.73%	233,277,500	6.18
6532 BAYCURNT	14.01%	25,113,627,500	5.34
3465 KI-STAR	13.82%	943,976,600	7.32
1766 TOKEN	13.77%	174,974,400	3.84
3180 BGARAGE	13.65%	240,757,950	6.71
6335 TKOKIKA	13.60%	156,316,090	4.76

### Mothers

Stock	Share	Turnover(JPY)	PI (bps)
3927 FUVABRAI	64.40%	204,793,030	4.28
3936 GLOBALWA	16.19%	1,250,345,850	2.99
2370 MEDINET	15.35%	134,090,910	47.93
4169 ENCHANGE	14.72%	4,087,865,450	4.66
4485 JTOWER	13.51%	1,086,070,900	4.30
4934 PANTI-AG	13.12%	5,415,120,900	3.00
7096 STEMCELL	12.81%	130,118,450	12.27
4475 HENNGE	12.75%	2,406,703,200	5.83
4490 VISASQ	12.69%	906,992,100	6.59
4564 OTS	12.65%	111,864,160	37.42

### JASDAQ

Stock	Share	Turnover(JPY)	PI (bps)
9978 BUNKYODO	24.15%	120,278,040	41.03
1783 ASIAGTHD	17.91%	1,622,211,850	23.50
4764 NEXUSB	14.28%	176,011,080	18.70
7610 TAY TWO	13.07%	377,948,930	32.47
8256 MARUMIT	13.03%	234,627,590	10.31
3326 RUNSYSTEM	12.77%	250,939,350	7.63
4978 REPROCEL	12.76%	126,598,070	10.91
2702 MCDNALD	12.46%	1,629,494,200	5.82
6957 SHIBAU	12.44%	340,640,200	6.77
7777 3DMATRIX	12.33%	314,003,700	9.16

### Second Section

Stock	Share	Turnover(JPY)	PI (bps)
9318 ASIADAVE	36.99%	831,312,610	876.63
6993 DAIKOKYA	23.85%	249,081,470	47.57
9127 TAMAI	15.35%	627,908,240	6.22
1757 SMALMEDI	15.28%	135,309,040	49.76
3825 REMIX	13.68%	391,506,370	13.84
3856 ABALANCE	13.24%	230,158,800	10.30
8925 ARDEPRO	13.15%	106,720,080	60.58
6897 TWNBIRD	10.77%	137,600,450	4.36
4595 MIZHMEDY	10.48%	176,262,940	6.60
7412 ATOM	9.41%	247,317,950	3.09

### ETFs & REITs

Stock	Share	Turnover(JPY)	PI (bps)
1458 RK 225LV	22.74%	32,952,313,324	3.10
1699 NFOIL	18.11%	1,051,726,028	21.68
1357 NFNKDOUB	16.69%	44,807,242,515	10.66
1570 NFNKLV	14.50%	163,059,062,234	2.77
1365 DW 225LV	12.53%	2,282,668,550	3.01
1579 225 BULL	11.72%	13,761,998,540	2.52
1540 JPP GLD	11.47%	151,259,735	5.53
1459 RK 225DI	10.48%	15,744,097,259	2.85
1671 WTI ETF	10.02%	1,399,398,950	2.33
1367 DW TPX2X	9.61%	289,769,209	1.10

## Top 10 Stocks by PI

### Topix 100

Stock	PI (bps)	Turnover(JPY)	Share
8308 RESONA	2.36	873,260,290	4.45%
5020 ENEOS	2.23	4,329,980,240	8.61%
8604 NOMRAHD	1.99	710,550,790	3.20%
7201 NISSAN	1.97	2,359,237,150	5.09%
8309 SMTRUST	1.88	1,371,537,970	11.34%
8697 JPX	1.88	1,307,019,830	11.58%
8306 MUFG	1.86	5,566,456,140	3.10%
1925 DAIW-HS	1.84	1,808,214,030	10.67%
7832 BANNAMHD	1.78	4,323,169,250	18.27%
4689 ZHD	1.73	3,847,159,000	5.93%

### Nikkei 225

Stock	PI (bps)	Turnover(JPY)	Share
6472 NTN	11.47	646,682,510	6.17%
7211 MMC	10.46	5,186,212,970	10.35%
9501 TEPCOHD	9.00	10,499,718,910	11.11%
7186 CONCRDIA	6.56	927,968,260	8.91%
7762 CITIZEN	5.80	497,689,990	10.14%
5332 TOTO	5.65	1,758,645,850	12.11%
7003 MTI E&S	5.64	332,423,400	7.73%
9107 K-LINE	5.57	60,795,640,250	13.53%
6506 YASKAWA	5.49	6,182,754,800	9.54%
5202 NP-SGLS	5.42	277,796,690	7.68%

### Topix Mid400

Stock	PI (bps)	Turnover(JPY)	Share
8410 SEVEN BK	13.86	765,371,430	8.96%
7167 MEBUKIFG	13.12	795,657,710	8.38%
6472 NTN	11.47	646,682,510	6.17%
7211 MMC	10.46	5,186,212,970	10.35%
4887 SAWAIGHD	9.22	261,001,900	10.70%
9501 TEPCOHD	9.00	10,499,718,910	11.11%
9831 YAMADAHD	7.62	2,165,439,940	13.13%
8334 GUNMABK	7.61	278,791,830	8.95%
7180 KYUSHUFG	7.58	142,301,960	9.24%
8572 ACOM	7.23	541,129,030	10.14%

### Small & Others

Stock	PI (bps)	Turnover(JPY)	Share
8918 LAND	382.26	337,673,280	42.72%
6740 JDI	127.19	111,312,210	21.24%
2353 NP-PARK	19.17	163,450,720	5.51%
8585 OR.CORP	19.11	478,416,850	7.19%
1514 SUMISEKI	18.87	558,902,250	9.38%
3315 NIP-COKE	18.52	1,167,461,280	13.05%
8714 SENSUIK	16.84	125,101,190	6.91%
7527 SYSSOFT	15.99	241,795,020	9.68%
6632 JVCKW	15.11	262,421,310	8.15%
9424 JPN-COMM	14.02	533,063,590	11.51%

### Mothers

Stock	PI (bps)	Turnover(JPY)	Share
2370 MEDINET	47.93	134,090,910	15.35%
4564 OTS	37.42	111,864,160	12.65%
4597 SOLASIA	27.06	102,451,910	9.32%
7096 STEMCELL	12.27	130,118,450	12.81%
6192 HYAS&CO.	12.15	366,727,060	7.66%
4571 NANOCARI	10.75	110,742,370	8.87%
4068 BASIS	8.88	109,936,400	8.22%
7089 FORSTART	8.32	147,224,350	8.24%
6521 OXIDE	8.25	255,801,400	10.37%
4051 GMO-FG	8.17	936,302,000	11.11%

### JASDAQ

Stock	PI (bps)	Turnover(JPY)	Share
9978 BUNKYODO	41.03	120,278,040	24.15%
7610 TAY TWO	32.47	377,948,930	13.07%
1783 ASIAGTHD	23.50	1,622,211,850	17.91%
4764 NEXUSB	18.70	176,011,080	14.28%
2315 CAICA	15.93	255,315,070	11.02%
7585 KAN-NAN	14.99	179,448,150	7.06%
4978 REPROCEL	10.91	126,598,070	12.76%
8256 MARUMIT	10.31	234,627,590	13.03%
7777 3DMATRIX	9.16	314,003,700	12.33%
3326 RUNSYSTEM	7.63	250,939,350	12.77%

### Second Section

Stock	PI (bps)	Turnover(JPY)	Share
9318 ASIADVEVE	876.63	831,312,610	36.99%
8925 ARDEPRO	60.58	106,720,080	13.15%
1757 SMALMEDI	49.76	135,309,040	15.28%
6993 DAIKOKYA	47.57	249,081,470	23.85%
3825 REMIX	13.84	391,506,370	13.68%
3856 ABALANCE	10.30	230,158,800	13.24%
8508 JTRUST	7.89	129,121,520	6.58%
6366 CHIYODA	6.89	452,204,350	8.87%
4595 MIZHMEDY	6.60	176,262,940	10.48%
9127 TAMAI	6.22	627,908,240	15.35%

### ETFs & REITs

Stock	PI (bps)	Turnover(JPY)	Share
1699 NFOIL	21.68	1,051,726,028	18.11%
1615 NFBANKS	16.50	126,723,940	3.98%
1357 NFNKDOUB	10.66	44,807,242,515	16.69%
1540 JPP GLD	5.53	151,259,735	11.47%
1545 NFNASDAQ	5.42	106,631,731	1.50%
1571 NFNKIV	4.54	443,111,885	4.78%
8985 JHR	4.49	530,366,610	8.92%
3476 R MIRAI	4.33	134,645,120	8.16%
3226 ACCOMMO	3.91	179,577,200	4.49%
8963 INV	3.80	338,607,480	6.25%