

Market Report for the Week of October 11, 2021

Daily Averages

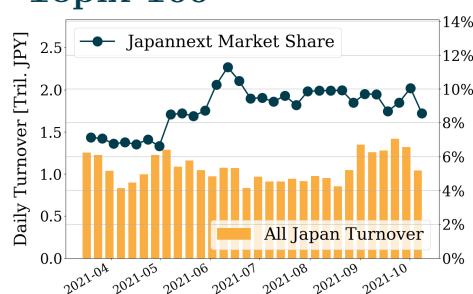
Universe	Turnover(JPY)	Volume	Share	PI (bps)	Symbols
All Market	264,306,815,123	138,824,274	8.94 %	3.40	3361
Topix100	88,866,352,440	20,005,400	8.55 %	0.97	99
Nikkei 225	135,047,021,238	44,283,660	8.78 %	2.45	225
TopixMid400	83,669,452,060	34,356,020	8.62 %	3.61	397
Small & Others	38,593,036,890	25,203,460	9.26 %	5.05	1597
Mothers & Jasdaq	17,643,934,722	14,653,640	9.91 %	6.37	819
ETFs & REITs	34,074,054,621	16,265,214	10.09 %	3.75	139

All Market
8.9 %

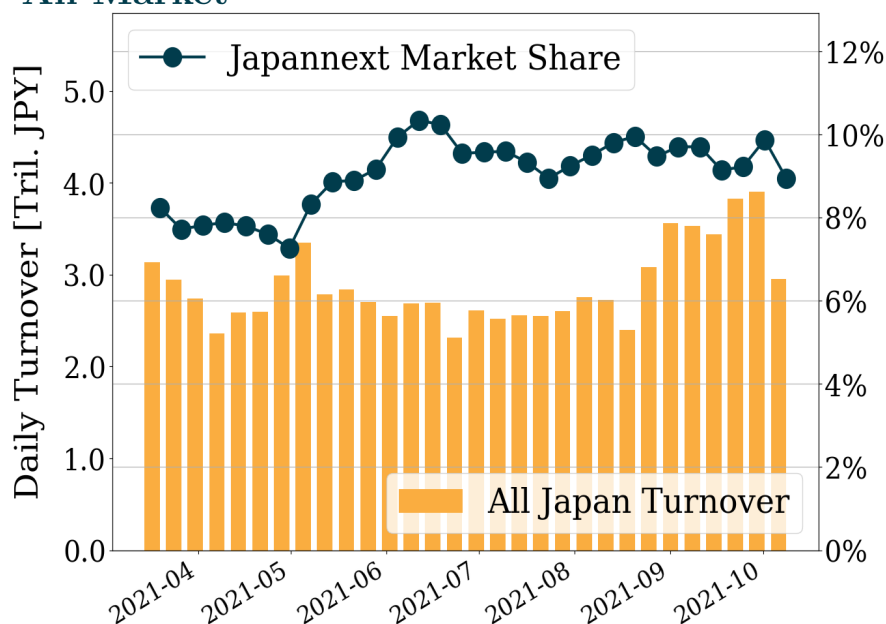
Topix 100
8.6 %

Nikkei 225
8.8 %

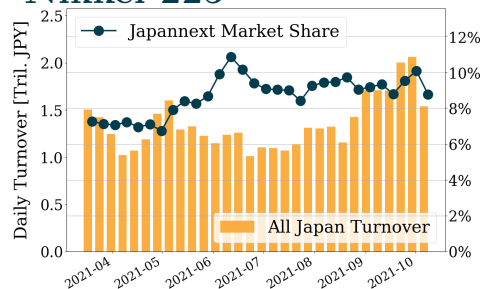
Topix 100



All Market



Nikkei 225



Top Stocks by Turnover

Stock	Turnover(JPY)	Share	PI (bps)
1570 NFNKLV	92,365,151,445	12.91%	2.66
9101 NYKLINE	74,723,679,100	14.51%	4.34
6920 LASRTEC	68,596,077,300	12.87%	1.14
9984 SOFTBNKG	40,556,177,280	8.99%	0.48
8035 TKOELCN	31,115,480,230	12.32%	0.75

Top Stocks by Market Share

Stock	Turnover(JPY)	Share	PI (bps)
3919 PIPEDOHD	5,183,694,110	51.27%	1.51
9318 ASIADAVE	833,044,240	42.14%	1011.86
2370 MEDINET	103,039,740	29.63%	50.83
2698 CAN DO	178,234,800	28.30%	1.70
8918 LAND	195,394,710	27.54%	517.75

Top Stocks by Price Improvement

Stock	Turnover(JPY)	Share	PI (bps)
9318 ASIADAVE	833,044,240	42.14%	1011.86
8918 LAND	195,394,710	27.54%	517.75
1757 SMALMEDI	152,578,340	17.75%	52.86
2370 MEDINET	103,039,740	29.63%	50.83
6993 DAIKOKYA	266,494,210	18.48%	40.44

Top Stocks by Savings

Stock	Turnover(JPY)	Share	Savings
9101 NYKLINE	74,723,679,100	14.51%	29,437,900
9318 ASIADAVE	833,044,240	42.14%	21,466,630
1570 NFNKLV	92,365,151,445	12.91%	20,370,133
1357 NFNKDOUB	21,570,803,572	14.19%	17,411,541
9107 K-LINE	30,323,218,250	12.19%	13,214,450

- ▶ Analysis is based on Japannext and Refinitiv data. Small & Others = First Section - TPX500.
- ▶ All Japan Turnover = Japannext (J+X+U+N) + TSE (excl. Tostnet) + Chi-X (Chi-Alpha + Chi-Select excl. Chi-Match). Market Share = Japannext turnover / All Japan Turnover.
- ▶ Opening and Closing auction trades on the TSE are excluded from calculations.
- ▶ Price Improvement (PI) and Savings (PI*volume) are calculated by comparing the execution price against the primary market's best bid for each sell or best offer for each buy at the point of execution from the taker's perspective. Reported PI is a value-weighted average. Names with weekly traded value less than 100,000,000 JPY are excluded from the rankings tables.

Top 10 Stocks by Turnover

Topix 100

Stock	Turnover(JPY)	Share	PI (bps)
9984 SOFTBNKG	40,556,177,280	8.99%	0.48
8035 TKOELCN	31,115,480,230	12.32%	0.75
9983 FASTRET	29,979,316,700	13.00%	0.94
7974 NINTEND	20,569,977,800	12.46%	1.04
6758 SONY G	17,436,190,750	9.92%	1.28
6861 KEYENCE	15,727,420,800	10.85%	0.88
6098 RECRUIT	11,690,020,740	9.46%	1.03
4502 TAKEDAP	10,894,641,110	8.59%	1.22
6981 MURATA	10,294,868,520	8.77%	0.75
4063 SINETUC	9,537,950,510	10.70%	1.07

Nikkei 225

Stock	Turnover(JPY)	Share	PI (bps)
9101 NYKLINE	74,723,679,100	14.51%	4.34
9984 SOFTBNKG	40,556,177,280	8.99%	0.48
8035 TKOELCN	31,115,480,230	12.32%	0.75
9107 K-LINE	30,323,218,250	12.19%	4.87
9983 FASTRET	29,979,316,700	13.00%	0.94
9104 MTI-OSK	23,650,324,000	10.97%	4.46
7974 NINTEND	20,569,977,800	12.46%	1.04
6758 SONY G	17,436,190,750	9.92%	1.28
6861 KEYENCE	15,727,420,800	10.85%	0.88
6098 RECRUIT	11,690,020,740	9.46%	1.03

Topix Mid400

Stock	Turnover(JPY)	Share	PI (bps)
9101 NYKLINE	74,723,679,100	14.51%	4.34
6920 LASRTEC	68,596,077,300	12.87%	1.14
9104 MTI-OSK	23,650,324,000	10.97%	4.46
1605 INPEX	9,450,425,340	11.38%	3.01
6857 ADVNTST	9,103,195,900	8.94%	3.99
6506 YASKAWA	7,042,235,400	8.71%	4.54
7211 MMC	7,005,803,470	11.84%	10.27
9501 TEPCOHD	6,155,740,090	10.39%	9.17
6976 TAIYOYU	5,645,984,400	9.20%	5.03
9201 JAL	5,010,723,670	7.85%	1.32

Small & Others

Stock	Turnover(JPY)	Share	PI (bps)
9107 K-LINE	30,323,218,250	12.19%	4.87
6532 BAYCURNT	17,541,101,500	14.73%	5.80
3697 SHIFT	7,271,383,800	13.21%	3.94
7816 SNOWPEAK	5,492,709,450	15.64%	5.75
3919 PIPEDOHD	5,183,694,110	51.27%	1.51
9519 RENOVA	4,689,941,650	10.62%	4.39
4443 SANSAN	3,725,444,700	11.32%	4.53
8698 MONEX G	3,366,611,460	11.33%	4.50
6323 RORZE	2,601,503,900	9.60%	4.18
9603 H.I.S.	2,473,419,850	7.59%	1.77

Mothers

Stock	Turnover(JPY)	Share	PI (bps)
4385 MERCARI	6,796,234,900	12.10%	4.34
4169 ENCHANGE	5,944,849,700	14.69%	5.51
9246 PROJECTC	5,816,976,550	10.75%	3.43
3936 GLOBALWA	3,485,758,540	16.12%	4.03
6522 ASTERISK	2,974,772,700	11.40%	3.71
4934 PANTI-AG	2,761,372,300	11.85%	3.82
4889 RENASCIE	2,284,355,870	6.04%	2.78
2158 FRONTEO	1,733,676,820	11.10%	2.21
4475 HENNGE	1,455,879,100	13.04%	6.99
7373 AIDMA HD	1,447,504,150	16.61%	7.72

JASDAQ

Stock	Turnover(JPY)	Share	PI (bps)
7777 3DMATRIX	2,828,060,820	12.81%	9.02
6890 FERROTEC	2,446,660,070	10.74%	4.86
1783 ASIAGTHD	1,862,598,620	17.47%	23.24
1407 WEST HD	1,811,047,200	9.89%	7.43
6324 HARMONC	1,253,768,300	8.40%	3.88
2702 MCDNALD	1,141,384,300	13.56%	6.20
5381 MIPOX	945,651,180	12.28%	3.96
5699 IBOKIN	515,628,800	13.44%	6.03
7564 WORKMAN	501,562,000	12.30%	4.15
4673 KAWAGEO	497,849,050	8.73%	9.48

Second Section

Stock	Turnover(JPY)	Share	PI (bps)
9318 ASIADAVE	833,044,240	42.14%	1011.86
3825 REMIX	404,570,570	14.52%	14.41
3663 ARTSPARK	382,082,560	7.41%	3.28
6668 PLASMA	357,537,690	13.66%	3.16
6366 CHIYODA	288,313,130	11.89%	7.28
6993 DAIKOKYA	266,494,210	18.48%	40.44
9127 TAMAI	245,048,760	17.32%	7.38
7625 DINING	239,567,310	10.59%	6.27
2780 KOMEHYOH	176,129,430	6.73%	3.10
8508 JTRUST	160,047,220	6.14%	6.77

ETFs & REITs

Stock	Turnover(JPY)	Share	PI (bps)
1570 NFNKLV	92,365,151,445	12.91%	2.66
1357 NFNKDOUB	21,570,803,572	14.19%	10.69
1458 RK 225LV	12,905,624,747	12.45%	2.79
1360 NKBEAR-2	9,388,902,951	10.51%	3.43
1459 RK 225DI	8,191,157,075	9.27%	2.84
1579 225 BULL	7,368,740,100	10.57%	2.55
1321 NFNK225	2,205,233,432	6.99%	1.31
1365 DW 225LV	1,468,851,129	10.72%	3.10
1671 WTI ETF	1,368,057,944	11.07%	1.98
1568 TPX BULL	1,063,640,950	5.79%	2.02

Top 10 Stocks by Market Share

Topix 100

Stock	Share	Turnover(JPY)	PI (bps)
9022 JR CENT	15.54%	7,583,761,850	0.98
7832 BANNAMHD	15.35%	2,755,374,510	1.83
7309 SHIMANO	13.34%	2,903,337,310	1.63
9983 FASTRET	13.00%	29,979,316,700	0.94
7974 NINTEND	12.46%	20,569,977,800	1.04
8035 TKOELCN	12.32%	31,115,480,230	0.75
9735 SECOM	12.11%	1,429,877,380	1.65
6367 DAIKINI	11.96%	8,481,554,030	1.12
2413 M3	11.65%	6,038,838,290	0.82
9502 CHUBPWR	10.88%	893,381,380	1.28

Nikkei 225

Stock	Share	Turnover(JPY)	PI (bps)
9022 JR CENT	15.54%	7,583,761,850	0.98
7832 BANNAMHD	15.35%	2,755,374,510	1.83
9101 NYKLINE	14.51%	74,723,679,100	4.34
4151 KYOWAKRN	13.87%	1,392,019,350	4.43
9983 FASTRET	13.00%	29,979,316,700	0.94
7974 NINTEND	12.46%	20,569,977,800	1.04
8035 TKOELCN	12.32%	31,115,480,230	0.75
9107 K-LINE	12.19%	30,323,218,250	4.87
9735 SECOM	12.11%	1,429,877,380	1.65
5019 IDEMITSU	12.06%	2,284,221,850	4.76

Topix Mid400

Stock	Share	Turnover(JPY)	PI (bps)
6465 HOSIZAKI	17.64%	575,783,800	4.34
9101 NYKLINE	14.51%	74,723,679,100	4.34
4151 KYOWAKRN	13.87%	1,392,019,350	4.43
9706 J.AIR-T	13.86%	1,141,746,700	5.28
9831 YAMADAHD	13.04%	2,036,123,680	8.27
6920 LASRTEC	12.87%	68,596,077,300	1.14
2127 NIHONM&A	12.85%	1,200,560,750	4.38
8593 MTBHCCAP	12.82%	1,058,783,830	5.61
6417 SANKYOP	12.40%	230,920,320	1.80
7180 KYUSHUFG	12.39%	144,928,260	7.67

Small & Others

Stock	Share	Turnover(JPY)	PI (bps)
3919 PIPEDOHD	51.27%	5,183,694,110	1.51
2698 CAN DO	28.30%	178,234,800	1.70
8918 LAND	27.54%	195,394,710	517.75
8803 HEIWARE	16.53%	301,500,650	6.65
7816 SNOWPEAK	15.64%	5,492,709,450	5.75
4471 SANYOCH	15.16%	191,565,000	6.07
3655 BRAINPAD	15.02%	135,430,500	9.22
9110 NS UNITE	14.81%	1,686,128,750	7.04
6532 BAYCURNT	14.73%	17,541,101,500	5.80
3110 NITTOBO	14.25%	107,474,600	6.73

Mothers

Stock	Share	Turnover(JPY)	PI (bps)
2370 MEDINET	29.63%	103,039,740	50.83
7373 AIDMA HD	16.61%	1,447,504,150	7.72
3936 GLOBALWA	16.12%	3,485,758,540	4.03
4169 ENCHANGE	14.69%	5,944,849,700	5.51
9326 KANTSU	14.35%	300,377,740	7.47
1447 ITBOOKHD	13.37%	145,119,830	6.19
4370 MOBILUS	13.09%	114,577,130	2.59
4475 HENNGE	13.04%	1,455,879,100	6.99
4490 VISASQ	12.95%	925,134,900	5.98
7095 MACBEEP	12.30%	290,385,100	5.21

JASDAQ

Stock	Share	Turnover(JPY)	PI (bps)
1783 ASIAGTHD	17.47%	1,862,598,620	23.24
2702 MCDNALD	13.56%	1,141,384,300	6.20
5699 IBOKIN	13.44%	515,628,800	6.03
7777 3DMATRIX	12.81%	2,828,060,820	9.02
7610 TAY TWO	12.43%	109,675,770	34.15
6659 MEDIALNK	12.30%	294,847,200	7.72
7564 WORKMAN	12.30%	501,562,000	4.15
5381 MIPOX	12.28%	945,651,180	3.96
7826 FURUYAMT	12.14%	428,466,000	4.66
8256 MARUMIT	12.12%	291,341,100	10.64

Second Section

Stock	Share	Turnover(JPY)	PI (bps)
9318 ASIADVEE	42.14%	833,044,240	1011.86
6993 DAIKOKYA	18.48%	266,494,210	40.44
1757 SMALMEDI	17.75%	152,578,340	52.86
9127 TAMAI	17.32%	245,048,760	7.38
3825 REMIX	14.52%	404,570,570	14.41
6668 PLASMA	13.66%	357,537,690	3.16
6366 CHIYODA	11.89%	288,313,130	7.28
7625 DINING	10.59%	239,567,310	6.27
6125 OKMTO M	10.39%	139,881,300	5.55
7412 ATOM	10.15%	128,862,680	2.76

ETFs & REITs

Stock	Share	Turnover(JPY)	PI (bps)
1699 NFOIL	17.90%	806,828,139	19.47
1357 NFNKDOUB	14.19%	21,570,803,572	10.69
1570 NFNKLV	12.91%	92,365,151,445	2.66
1458 RK 225LV	12.45%	12,905,624,747	2.79
1540 JPP GLD	11.72%	418,997,208	4.81
1671 WTI ETF	11.07%	1,368,057,944	1.98
1365 DW 225LV	10.72%	1,468,851,129	3.10
1579 225 BULL	10.57%	7,368,740,100	2.55
1360 NKBEAR-2	10.51%	9,388,902,951	3.43
8985 JHR	10.11%	311,176,050	5.31

Top 10 Stocks by PI

Topix 100

Stock	PI (bps)	Turnover(JPY)	Share
8308 RESONA	2.31	741,002,420	4.29%
5020 ENEOS	2.23	2,139,418,110	6.38%
7201 NISSAN	1.85	2,079,919,520	4.12%
8604 NOMRAHD	1.84	363,281,750	1.90%
8113 UNICHAM	1.83	903,392,170	6.69%
7832 BANNAMHD	1.83	2,755,374,510	15.35%
8830 SMIRE&D	1.65	1,112,448,940	7.65%
9735 SECOM	1.65	1,429,877,380	12.11%
8306 MUFG	1.65	3,115,483,920	2.19%
7309 SHIMANO	1.63	2,903,337,310	13.34%

Nikkei 225

Stock	PI (bps)	Turnover(JPY)	Share
6472 NTN	11.94	478,918,430	7.75%
7211 MMC	10.27	7,005,803,470	11.84%
9501 TEPCOHD	9.17	6,155,740,090	10.39%
7186 CONCRDIA	7.01	766,047,920	10.36%
7762 CITIZEN	6.53	381,315,380	10.21%
4005 SMICHEM	6.17	2,000,910,170	10.06%
3861 OJI HD	6.07	621,755,440	11.64%
7003 MTI E&S	5.82	398,745,300	7.77%
9602 TOHO MV	5.68	875,707,200	7.74%
5332 TOTO	5.44	2,266,481,600	11.34%

Topix Mid400

Stock	PI (bps)	Turnover(JPY)	Share
8410 SEVEN BK	15.90	613,220,070	9.72%
7167 MEBUKIFG	15.76	643,916,480	9.81%
6472 NTN	11.94	478,918,430	7.75%
7211 MMC	10.27	7,005,803,470	11.84%
9501 TEPCOHD	9.17	6,155,740,090	10.39%
4887 SAWAIGHD	8.85	153,909,700	9.67%
8334 GUNMABK	8.80	216,356,010	10.15%
9831 YAMADAHD	8.27	2,036,123,680	13.04%
8572 ACOM	8.03	819,039,560	11.32%
7180 KYUSHUFG	7.67	144,928,260	12.39%

Small & Others

Stock	PI (bps)	Turnover(JPY)	Share
8918 LAND	517.75	195,394,710	27.54%
2353 NP-PARK	23.85	101,747,970	9.25%
8585 OR.CORP	22.68	377,126,080	8.16%
3315 NIP-COKE	21.63	528,737,540	13.07%
1514 SUMISEKI	19.47	351,052,890	13.26%
7527 SYSSOFT	18.24	110,265,710	12.15%
6632 JVCKW	16.65	149,233,920	8.03%
9424 JPN-COMM	16.13	401,041,590	12.43%
8848 LEOPC21	13.05	191,139,470	10.87%
7238 AKEBONO	12.62	208,173,170	9.52%

Mothers

Stock	PI (bps)	Turnover(JPY)	Share
2370 MEDINET	50.83	103,039,740	29.63%
4571 NANOCARI	9.88	287,278,720	9.45%
6192 HYAS&CO.	9.25	142,455,740	7.87%
7373 AIDMA HD	7.72	1,447,504,150	16.61%
9326 KANTSU	7.47	300,377,740	14.35%
7779 CYBRDYNE	7.06	108,940,480	11.43%
4475 HENNGE	6.99	1,455,879,100	13.04%
6027 BENG04CM	6.59	487,710,500	9.97%
1447 ITBOOKHD	6.19	145,119,830	13.37%
5759 NDENKAI	6.02	450,150,700	11.10%

JASDAQ

Stock	PI (bps)	Turnover(JPY)	Share
7610 TAY TWO	34.15	109,675,770	12.43%
1783 ASIAGTHD	23.24	1,862,598,620	17.47%
2315 CAICA	16.69	117,267,330	12.11%
8256 MARUMIT	10.64	291,341,100	12.12%
3264 ASCOT	9.78	172,423,730	5.24%
4673 KAWAGEO	9.48	497,849,050	8.73%
7777 3DMATRIX	9.02	2,828,060,820	12.81%
6659 MEDIALNK	7.72	294,847,200	12.30%
1407 WEST HD	7.43	1,811,047,200	9.89%
3540 CIMEDICL	7.42	159,506,400	11.68%

Second Section

Stock	PI (bps)	Turnover(JPY)	Share
9318 ASIADVEVE	1011.86	833,044,240	42.14%
1757 SMALMEDI	52.86	152,578,340	17.75%
6993 DAIKOKYA	40.44	266,494,210	18.48%
3825 REMIX	14.41	404,570,570	14.52%
3856 ABALANCE	7.88	150,020,700	8.52%
9127 TAMAI	7.38	245,048,760	17.32%
6366 CHIYODA	7.28	288,313,130	11.89%
8508 JTRUST	6.77	160,047,220	6.14%
7625 DINING	6.27	239,567,310	10.59%
3121 MBK	5.61	117,723,600	6.90%

ETFs & REITs

Stock	PI (bps)	Turnover(JPY)	Share
1699 NFOIL	19.47	806,828,139	17.90%
1357 NFNKDOUB	10.69	21,570,803,572	14.19%
8985 JHR	5.31	311,176,050	10.11%
1540 JPP GLD	4.81	418,997,208	11.72%
8963 INV	4.40	306,794,140	7.36%
8964 FRONRE	4.29	400,348,000	6.86%
8967 JPN-LOGI	4.10	154,168,900	6.26%
3471 MITSUILP	4.05	217,686,900	5.45%
1356 TPXBEAR2	3.98	275,129,489	8.47%
3481 MTB LOGI	3.88	117,858,500	4.90%